

# **MILL SUPPLY'S** **SV24** **STEPVAN REPLACEMENT PARTS**



**YOUR COMPLETE STEPVAN PARTS SOURCE**

**MILL**  
**MillSupply.com**

**800-888-5072**

**MILL SUPPLY, INC.**

19801 Miles Road  
Cleveland, OH 44128

# Mill Supply is your #1 Source for Stepvan Parts



With 1000's of parts in stock, we're ready to ship most orders the same day if called in before 3 p.m. EST.

Working hard to keep your stepvan on the road!



## Mill Supply carries more than just Stepvan Parts! We also offer...

- Rust Repair Panels
- Medium Duty Truck Parts
- Snowplow Parts
- RV Parts



Visit us online @ **MillSupply.com** for more information on *ALL* our products.

We are constantly researching and developing new parts to satisfy the needs of all our customers. Consider subscribing to our emails (links can be found on our website) or following us on Facebook/Instagram @millsupplyinc to stay up-to-date on new product releases and sale promotions.





## Chassis

*pgs 01 - 79*

Ford .....	45-53
Freightliner.....	54-76
GM / Workhorse.....	7-44
International.....	77-79

## Body

*pgs 80- 91*

Bumpers.....	2-5
Grumman / Morgan Olson.....	80-83
Union City Body Company.....	86-87
Utilimaster.....	84-85
Supreme Body .....	86

## Door Hardware

*pgs 92 - 111*

Bulkhead Door .....	108-109
Paddle Latches .....	110-111
Rear Door Hardware .....	101-106
Side Door Hardware.....	96-100
Windows & Parts .....	92-95

## Roll Up Door

*pgs 112 - 130*

Complete Door Replacement.....	112-121
Diamond.....	130
Shutter Doors.....	119
Todco.....	122-126
Whiting.....	127-129

## Seating

*pgs 131 - 135*

Driver's Seating.....	131-132
Passenger Seating.....	133-135

## Heating & A/C

*pgs 136 - 159*

Auxiliary Heaters.....	136
Grumman / Morgan Olson.....	137-142
Heater Parts by Type.....	148-157
Union City Body Company.....	143-144
Utilimaster.....	145-147
Vents & Fans.....	158-159

## Wiper

*pgs 160 - 168*

Grumman / Morgan Olson.....	160-161
Union City Body Company.....	164
Utilimaster.....	162-163
Wiper Parts by Type .....	164-168

## Mirrors

*pgs 169 - 176*

Crossview Mirrors.....	176
Velvac Dual Head.....	170-171
Velvac 2020 & 2025.....	172-173
Velvac VMax.....	174
Rosco Accustyle.....	175
West Coast .....	169

## Lights

*pgs 177 - 195*

Incandescent.....	189-193
LED.....	178-189
Reflectors .....	195
Work Lights.....	177

## LiftGate

*pgs 196 - 199*

Pump Motors.....	197-198
Switches.....	196
Solenoids/Valves/Vent Caps.....	198-199
Universal Power Units .....	199

## Electrical

*pgs 200 - 211*

Audio Systems.....	202
Rear View Backup Cameras .....	200-202
Switches.....	203-207
Trailer Connectors.....	211

## Safety

*pgs 212 - 215*

Anti-Slip Tape.....	214
Backup Alarms .....	212
Cargo Control .....	214-215
Grab Rails & Handles.....	213
Wheel Chocks .....	212

## FRONT BUMPERS



"Be sure to measure the width of your current bumper in a straight line! Do not follow curvatures!"

9-5/8" Tall

Smooth Look  
Powder Coated White

85-537 - 86" Long

85-538 - 96" Long

**85-537 - 86" Front Bumper - White**


Fits Utilimaster with Ford chassis. White. Holes must be drilled for mounting bumper to the frame. Bumper can be shipped UPS.

**85-538 - 96" Front Bumper - White**

This bumper will fit Ford, Freightliner, and Workhorse chassis. White. Holes must be drilled for mounting bumper to the frame. Must ship by Freight.

**Original Rib Style Bumper**

Convert your Rib Style Bumper to

**New Smooth Look Bumper**

our Smooth Look Bumper

Our bumper mounting bracket 85-632 will allow you to convert your rib style bumper with one of our new smooth surface bumpers.

Our new bracket and 'smooth look' bumpers are heavier duty than the original rib bumper and offers a cleaner look. Rib style bumper are still available below



**85-632 1/4" steel bumper bracket** that fits Freightliner chassis. Fits our bumpers 85-528, 85-530, 85-537 & 85-538.

11" Tall

Smooth Look  
Powder Coated White

Mounting holes must be drilled

85-528 - 90" Long

**85-528 - 90" Front Bumper - White**

Fits Utilimaster with Freightliner chassis. The universal design can replace all styles with or without center hole or plug hole. Holes must be drilled to mount a plug and for mounting the bumper to the frame. Use our 85-632 bumper bracket for mounting. Bumper must be shipped freight.

11" Tall

Powder Coated White

Mounting holes must be drilled

85-530 - 93" Long

**85-530 - 93" Front Bumper - White**

Fits Utilimaster and Morgan with Freightliner or Workhorse chassis and the Ford F59. Same design as 85-528 without center holes or mount holes and 93" overall width. Shipped freight.

7" Tall

Original Rib Style  
Powder Coated White

Mounting holes must be drilled

85-500 - 85" Long

**85-500 - 85" Front Bumper - White**

7 Gauge metal bumper fits Grumman and Utilimaster with Freightliner and Ford chassis. This bumper runs straight from one end to the other.

7" Tall

Original Rib Style  
Powder Coated White

Mounting holes must be drilled

85-560 - 91-1/2" Long

85-563 - 96" Long

**85-560 - 91.5" Front Bumper - White**

7 Gauge metal bumper with a slight angle at each end. Fits Utilimaster with Ford chassis.

**85-563 - 96" Front Bumper - White**

7 Gauge metal bumper with a slight angle at each end. Fits Utilimaster with Freightliner chassis.



## FRONT BUMPERS

4 Mounting holes on face: 30" x 5-1/2" apart


10" Tall



85-588 - 89" Long

6 Mounting holes on face: center holes 25-1/2" x 6" apart. End holes 20" from closest hole.

9" Tall



85-550 - 86" Long

85-591 - 91.5" Long

OE Mounting Brackets must be modified.

**85-588 - 89" Front Bumper - Black**


7 Gauge metal bumper that fits Fedex Ground trucks with International chassis. Bumper can be shipped UPS.

**85-550 - 86" Front Bumper - Black**

Fits Grumman, Utilimaster, Union City Body with Workhorse/GM chassis. Bumper can be shipped UPS.

**85-591 - 91.5" Front Bumper - Raw steel**

Similar to 85-550 but 91.5" long and not painted.



**29-355A** - L & R Hood Holddown Assembly, includes hardware, 1 pair  
**29-355** - L & R Hood Holddown Bracket, Hardware Not Included, 1 pr  
Fits ALL Utilimaster vehicles.



**85-520** New Style 1/4" steel heavy duty bumper bracket that fits Ford chassis. Fits our bumpers; 85-500, 85-560 and 85-563. Replaces old "hat style" bracket.

This old style Ford hat-bracket is now replaced with 85-520.

## SOLID BUMPERS


**671-1041**

Dock bumper with 3 mounting holes, at 6-1/2" centers.  
Dim: 16"L x 2-1/2"W x 2"H

**75-240**

Dock bumper with 3" hole centers. Dim: 6"L x 3"W x 3-1/2"H

## HOLLOW "D" SHAPE BUMPERS



Part No.	Width.....	Height.....	Length .....	Hole Centers
<b>M-1258</b>	4-1/2"	3-3/4"	12"	6"
<b>M-1047</b>	4-1/2"	3-3/4"	13-1/2"	7"
<b>M-1078</b>	4-1/2"	3-3/4"	18"	12"
<b>M-1169</b>	3-5/8"	3-1/2"	14"	8"

## RUBBER BUMPER IMPACT STRIPS




**M-1431-18** - 18" Rubber 'D' Bumper with Angled ends. This is an exact replacement with correct 7-1/2" hole spacing for a quick and easy replacement. Includes bar washer and bolts.

**PART NO.....Length**

<b>M-1431-24</b>	24"
<b>M-1431-78</b>	77-1/2"
<b>M-1431-82</b>	81-1/2"
<b>M-1431-86</b>	85-1/2"
<b>M-1431-94</b>	93-1/2"
<b>M-1431-96</b>	95-1/2"

We include an aluminum bar washer to eliminate sag and keep the rubber against the bumper for a clean look. Bar washer is not drilled.

Rubber impact strips can be special ordered to be cut and drilled to any length in quantities of 20 or more



## REAR STEP BUMPERS

Powder Coated  
Black or WhiteAll Bumpers  
Made in USAGRIP  
STRUT  
SURFACE

## Fits Chassis:

- GM
- Workhorse
- Ford
- Freightliner
- International

## Powder Coated Bumpers

Part No.	Body Width	Bumper Color
85-778	78"	Black
85-782	82"	Black
85-786	86"	Black
83-183	86"	White
85-794	94-96"	Black
83-194	94-96"	White

Fits all StepVan Frame  
Widths from 35" to 45"  
regardless of body widthMill Supply bumpers are designed better, built  
tougher, easier to install and a better value!Order your Bumper  
by Body Width  
78" - 82" - 86" - 94" - 96"

12" Deep

**Built Tough** with 1/4" steel side plates and a 1-1/2"x 1-1/2" square tube facing with 3/16" wall thickness to stand up to the most severe beatings. Large one foot deep 14ga. **Grip-Strut Surface** for sure foot placement and safety while allowing snow and debris to fall through. **Strong Rubber Impact Strips** protect bumper and truck when backed into docks. **One Man Installation...** Our simple mounting procedure requires only one individual for installation.

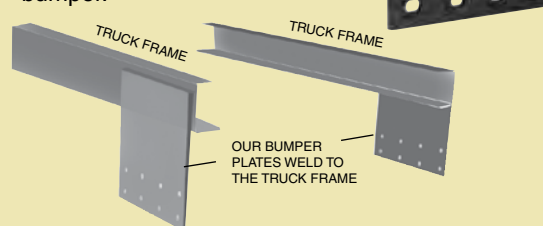
## Bumpers Include:

- (2) 18" Rubber impact strips with hardware
- Reflective tape
- (2) mounting brackets with hardware
- Does not include bumper mount plate, see right

For replacement rubber bumpers see page 3


BUMPER MOUNT  
PLATE

BP-1112 - Bumper Plate 11-1/2" Square with 8 holes. Sold individually & not included with bumper.




## No Fuss Installation for Bumpers with Shocks! Popular on Cintas and Frito-Lay

Our new bumper bracket makes it easy to attach our bumper to your shock or box truck mounts. We even slotted and pre-drilled the holes to allow for adjustment and make your life easier. Now you can leave your shocks or bumper extensions on the truck.



Our bumper shown mounted to the shock absorber with our angle bracket.

2 Needed  
per Bumper86-3525 - Bumper  
angle mount bracket

## 4 Easy Steps to Install Our Bumper

- 1.) Install the 86-3525 angle bracket to your existing shocks or brackets and level using the slotted holes.
- 2.) Place and center our bumper into position.
- 3.) Mark and drill the holes into the mount plate underneath the bumper.
- 4.) Bolt on. It's that easy!



Photo shows this  
spring mount

## REAR BUMPER WITH SIDE PLATES FOR SPRING MOUNTS



**Powder Coated  
Black**



Order springs  
separately



9-1/2"  
Deep

**GRIP  
STRUT  
SURFACE**

95.5" Width



### Spring Mounted Bumper

**86-896 - 95.5" Black Bumper with side plates**

- 1/11" Steel Side Plates and Spring Mount Surface
- 2" x 2" Square Tube Facing with 3/16" wall thickness
- 9-1/2" deep 111 gauge anti-slip Grip-Strut Surface
- Strong Rubber Impact Strip
- Bumper must be drilled to mount outer spring brackets

#### Spring Hardware (Order separately)

**86-882** - Outer spring  
**86-881** - Inner "C" spring  
**86-883** - Lower mount box  
**86-880** - Hardware Kit

#### Spring Hardware (Order separately)


**86-501** - Outer spring  
**86-502** - Inner spring  
**86-503** - Mid spring  
**86-504** - Lower Mount Brkt  
**86-880** - Hardware Kit

**PART NO. .... Length**

**M-1431-96** ..... 95-1/2"

**M-1431-86** ..... 85-1/2"

We include an aluminum bar washer to eliminate sag and keep the rubber against the bumper for a clean look. Bar washer is not drilled.



**Freshen up your  
bumper with  
Your Choice of  
Touch-Up Paint**

11 oz.

**M-1663** Gloss White  
**M-1664** Gloss Black



**RECESSED LICENSE PLATE BOXES/INSERTS  
REPLACES GRUMMAN /MORGAN OLSON**


**33-538 - Aluminum** License Plate Box with two LED license lights.

**33-540 - Aluminum** License Plate Box without lights.

Overall Dim: 18-1/2" x 10-3/8"

Fits in hole: 16-1/2" x 6-3/4"

License light hole size: 1-1/4"



**33-531 - Aluminum** License Plate Box (Lights not included)

Overall Dim: 18-1/2" x 10-1/2"

Fits in hole: 16-1/4" x 6-7/8"

License light hole size: 1-3/4"



**33-527 - Plastic** License Plate Box (Lights not included)

Overall Dim: 17-3/8" x 10-3/16"

Fits in hole: 15-1/2" x 6-3/4"

License light hole size: 1-3/4"

**License Lights that fit in 1-1/4" hole**


**Snaps into a  
1-1/4" hole**

**66-443 - LED** 2-Wire License light. Snaps into a 1-1/4" hole.

**66-431 - Incandescent** 1-Wire license light. Snaps in 1-1/4" hole.

**License Lights that fit in 1-3/4" hole**

**Mounts with  
2 screws into  
a 1-3/4" hole**



**66-438**

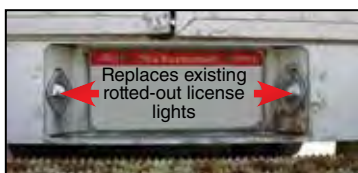
**66-438 - LED** chrome license light with 2-wire leads. 2 Screw mount, 1-3/4" hole.

**70-4817 - Incandescent** chrome license light with 1-wire plug. 2 Screw mount in 1-3/4" hole.

**26-338 - Incandescent** chrome license light with 2-wire plug. 2 Screw mount in 1-3/4" hole.



**1111001 - Incandescent** Armored license light with bracket. All aluminum construction, standard on Grumman/Morgan Olson. Overall Dim: 4-7/8" x 1-7/8" x 1-3/4."

**Replacement  
License  
Light with  
Side Plate  
for U.C.B.C.**


**33-553 - LED** License light with rubber grommet eyebrow to direct light to license plate. Includes a 6-1/8" x 2-1/2" aluminum side plate to repair rusted area. Made for U.C.B.C. Powder coated white. Fits either side, sold each.

**RADIATOR COOLANT FAN**
**REVERSIBLE S-BLADE ELECTRIC COOLING  
FANS MOUNT TO RADIATORS AND  
CONDENSERS**


Includes a mount kit to allow you to attach it directly to the radiator.

Four 90° Mount Feet and Rubber Spacer Washers Included

- Increase Gas Mileage by up to 15%
- Increase Water Pump Life
- Reduce Engine Warm Up Time
- Reversible for push or pull applications
- Mounts on Condenser or Radiator

**Visit us online for switches and universal style mounts**

- Lowest profile high-performance, reversible fan on the market.
- Heavy-duty IP68 dust resistant and water proof sealed motor; can be sprayed and washed.
- Quiet, S-blade design - works as a puller or pusher of air. Blade is easily flipped to reverse air flow direction.
- Includes locking quick disconnect with mating 9" pigtail. Exact replacement for many original electrical fittings.
- Includes (4) 90 degree mounting feet with rubber spacers and pads that can be mounted in 10 different locations.
- Extra universal mounts allows this fan to be mounted directly to the condenser or radiator when needed.

**Five 90° Mount Locations, top & bottom**

Four 90° Mount Feet can slide into 10 different locations, Replaces Spal and many other popular brands with all original mount hole locations, no need to drill new holes.



Used to replace original equipment on rooftop A/C units, and units under the vehicle.

**Measure the condenser or radiator and use the  
largest fan that will easily fit.**

Fan Part No.	Diameter	Air Type	Current Draw	Total Depth
<b>80-510</b>	10"	950 CFM	7.9 Amps	2.48"
<b>80-512</b>	12"	1155 CFM	7.7 Amps	2.48"
<b>80-514</b>	14"	1555 CFM	10.1 Amps	2.87"
<b>80-516</b>	16"	1810 CFM	12.3 Amps	2.87"

CFM and Ampere are shown at "0" static pressure. Tested at 13.5 volts.

Full Dimensions and Measurements are online



**COOLANT OVERFLOW / SURGE TANKS**

Convert "open" cooling systems or replace original equipment.



**85-083** Overflow reservoir with screw-on cap attaches directly to fender well or other body member.

Kit includes: reservoir, cap, overflow tubing, and mounting hardware.

Overall Dim: 6"W x 8"H x 4-1/2"D



**85-090**  
Overflow  
Reservoir for  
Radiator, 3  
quart capacity.  
Cap included.



**85-096** Cap  
Only



**85-089K**

Plastic surge tank with cap and low coolant sensor. Fits Freightliner and is used with our radiator 80-886. Dim: 17" x 14.5" x 6"

**Coolant Recovery Tank  
fits GM/Workhorse**

**85-091**



**85-094**



**85-092**

**85-092** - Coolant recovery tank  
(less bracket and cap)

**85-094** - Bracket for tank

**85-091** - Cap for tank



**85-2723** - Plastic  
overflow tank for  
2018 - on 6.7L  
Cummins diesel  
and 6.0L gas  
engine.

**RADIATOR CAPS**

fit GM P-30/Workhorse (all engines)



**80-801**



**80-803**

**1979-1993**

**80-801** - Standard radiator cap

**80-803** - Lever style radiator cap



**80-802**



**80-804**

**1994-1999**

**80-802** - Standard radiator cap

**80-804** - Lever style radiator cap

**RADIATOR INSULATORS**

May need slight trimming

3-5/16"

**80-726** - Insulator,  
popular on 350 c.i.  
and 6L vehicles.  
4-5/16" x 1-1/8"H



Exact fit

3-3/16"

**80-724** - Insulator,  
popular on 6.2L, 6.5L  
and 7.4L vehicles.  
4-1/4" L x 23/32" H

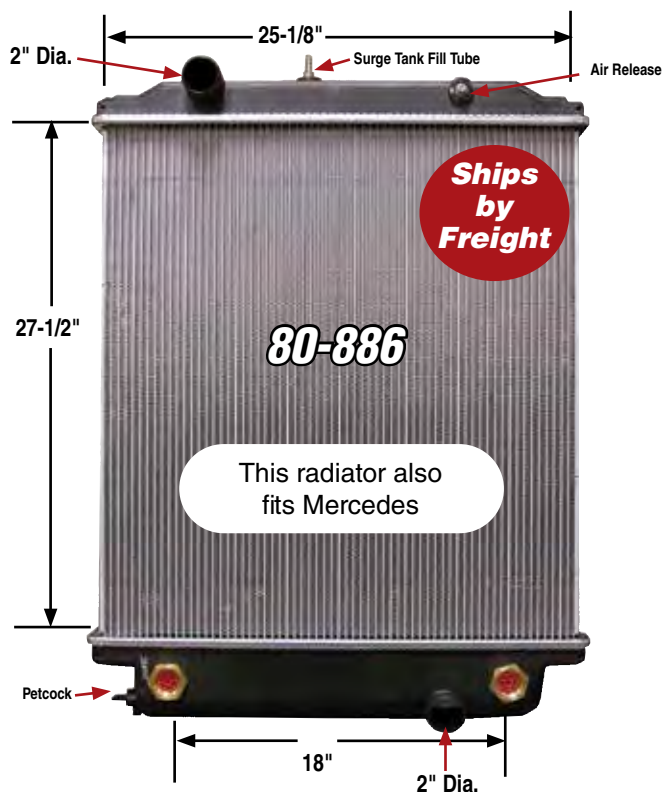


May need slight trimming

2-1/2"

**80-727** - Insulator,  
popular on 4.3L  
vehicles;  
3-1/2" L x 11/16" H

## RADIATORS



### 80-886 for the B4.5L Diesel Engine with a Workhorse Chassis Aluminum Core, Plastic Tanks

<b>Core Size:</b>	25-1/8"W x 27-1/2"H
<b>Upper Tank:</b>	With surge tank fill tube & air release
<b>Lower Tank:</b>	With Trans/Oil Cooler and petcock valve
<b>Hose Inlet:</b>	2" Top Left
<b>Hose Outlet:</b>	2" Bottom Right
<b>Oil Cooler:</b>	18" C-C



**580-887** - Charge Air Cooler for Workhorse and Freightliner MT series chassis with Diesel engines.

Replaces OE# W8002821

Core Size: 24" x 25-7/16" x 2-1/4"

Connections: Inlet & Outlet 3-1/2"



**80-819** - A/C Condenser with filter drier. Fits 2006-On Workhorse W22, W24 & W62 Chassis with 6.0L engine. Core Dim: 27-1/2"W x 14"H. Has #6 & #8 MOR fittings. Used with 80-837 radiator shown below.



This radiator is without a frame. The hose inlets are located in the upper left and lower right positions. The fill inlet is in the front of the radiator. It has 2 oil coolers and a 3/4" heater return. Does not include a sensor port. For the A/C condenser, order 80819.


**80-837 6.0L & 8.2L Gas Auto Trans 2009-ON**  
Popular on 09-On Workhorse W62 chassis  
Also used on 05-10 W22 and W24 chassis

<b>Core:</b>	28-1/4"W x 20-3/8"H
<b>Two Hose Inlets:</b>	Upper Left front, Upper left rear: 2-5/16"
<b>Hose Outlet:</b>	Lower right: 1-7/8"
<b>LH Oil Cooler:</b>	5/8" Quick Connects :11-1/2" C-C
<b>RH Oil Cooler:</b>	5/8" Quick Connects: 18" C-C



**RADIATORS**

**89-650** - Engine Oil Cooler lines, Fits 5.7L gas engine GMC P-Chassis and Workhorse chassis step vans. Uses Center hole in mounting bracket for oil filter adapters.

**80-829****80-829 4.8L, 5.7L, 6.0L Gas Auto/Man Trans 1994-ON****Aluminum Core:** 28-1/2"W x 19-1/4"H x (1-3/8" same as original)**Inlet Tank:** 3-1/4"W x 20-3/4"H, Plastic**Outlet Tank:** 3-1/4"W x 20-3/4"H, Plastic**Hose Inlet:** 1-5/16"**Trans. Oil Cooler:** 1 1-1/2" (7 Plates)**Hose Outlet:** 1-9/16"**Engine Oil Cooler:** 11-1/2" (5 Plates)

**80-829** Radiator fits 1994 - On 5.7L GMC/Workhorse P-Chassis with the Gas Engine and 2006 to 2008 4.8L/6.0L gas engine with straight fill neck. Use with 89-650 engine oil cooler lines and 80-726 rubber radiator insulators (not included). Replaces OE Numbers 52494798 and 52491734. Comes with Quick Disconnects for Trans lines.

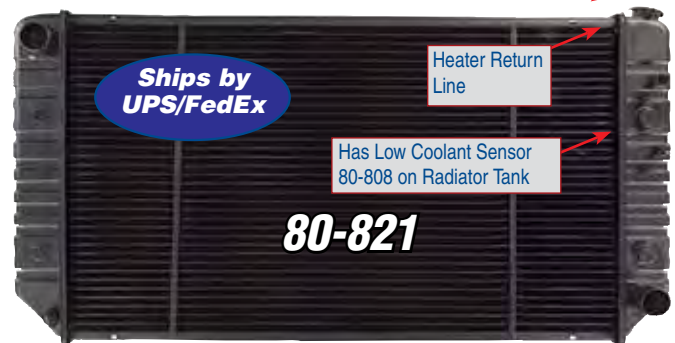


**80-726** - Insulator to support radiator  
4-5/16" x 1-1/8"H  
Package of 4


Visit us online at  
**MillSupply.com**  
for Larger Images  
and Detailed  
Information about  
Products!

Radiators may be:  
Alum. Core, Plastic Tanks or  
Copper Core, Brass Tanks

Overflow Tube  
off Radiator Cap outlet

**80-821**

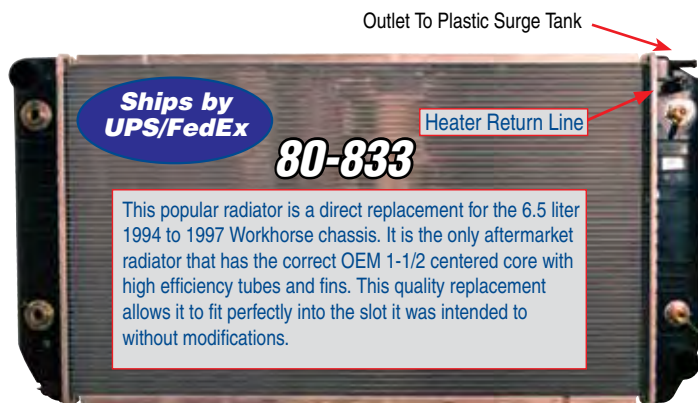
Call w/ VIN# when ordering

**80-821 6.2L Diesel Auto/ManTrans 1984-93****454 c.i. 7.4L Gas Auto/Man Trans 1981-88****Core:** 34-1/4"W x 19-1/4"H**Trans:** Man & Auto**Inlet Tank:** 3-1/2"W x 20-7/8"H**Outlet Tank:** 3-1/2"W x 20-7/8"H**Hose Inlet:** 1-3/4"**Hose Outlet:** 1-3/4"**Trans. Oil Cooler:** 1/2" Fitting 8-1/2" C-C**Engine Oil Cooler:** 3/4" Fitting 8-1/2" C-C**Note:** 6.2 Liter only. Uses radiator fill cap

**80-808** - Low coolant  
sensor for GM



**80-724** - Rubber radiator  
insulator, 4 per package

**RADIATORS****80-833 6.5L Diesel Auto/Man Trans 1994-97**

Will fit the 89-94 6.2L but does not have the low coolant sensor hole

<b>Core:</b>	34-1/4"W x 19-1/4"H x 1-1/2"D
<b>Inlet Tank:</b>	3"W x 20-1/2"H
<b>Outlet Tank:</b>	3"W x 20-1/2"H
<b>Hose Inlet:</b>	1-3/4"
<b>Hose Outlet:</b>	1-3/4"
<b>Trans. Oil Cooler:</b>	3/8" threaded inverted flare, 11-1/2" C-C
<b>Engine Oil Cooler:</b>	20 x 1.5mm threads, 11-1/2" C-C



An 8 piece kit is provided to convert this radiator to easily fit quick disconnect or O-ring style transmission and engine oil cooler lines that were used from 1994-1997. On the transmission side of the oil cooler it has a 3/8" threaded inverted flare and when used with our kit it will convert it to a 5/16" inverted flare for the quick disconnect. The Engine oil cooler thread size is 20x1.5mm or 13/16". Our fitting will convert it to either a 3/4 threaded O-ring or quick disconnect fittings.

**80-825 6.5L Diesel Auto/Man Trans 1998-ON  
454 c.i. / 7.4L Gas Auto/Man Trans 1989-99**

<b>Core:</b>	34-1/4"W x 19-1/4"H x 1-1/2"D
<b>Inlet Tank:</b>	3"W x 20-1/2"H
<b>Outlet Tank:</b>	3"W x 20-1/2"H
<b>Hose Inlet:</b>	1-3/4"
<b>Hose Outlet:</b>	1-3/4"
<b>Trans. Oil Cooler:</b>	3/8" thread w/inverted flare, 11-1/2" C-C
<b>Engine Oil Cooler:</b>	7/8-18" threads, 11-1/2" C-C



**\*Please Note:** Our Quick Disconnect fittings will have the correct 7/8-18 NPTF threads to fit your braided S.S. lines and must be purchased with this radiator.  
Order (2) of **80-937** when ordering this radiator.

**80-724** - Rubber radiator insulator, 4 per package**80-724** - Rubber radiator insulator, 4 per package**More Radiators Online at MillSupply.com****ENGINE AND TRANSMISSION OIL COOLERS**

**80-944** Transmission oil cooler. Replacement for 1999-2010 Workhorse Step Vans.


Core Dim: 11" x 8-3/8" x 1-1/2"  
Overall Dim: 20" x 10-1/2"  
Cooler Inlet Size: 3/8-18 NPT Quick Disconnect  
Cooler Outlet Size: 3/8-18 NPT Quick Disconnect



**80-938** Transmission Oil Cooler that fits 99-2004 Ford E350/E450. Comes with mounting brackets and hose fittings.  
Dim: 6-1/8" x 13-1/2".



**80-2894**  
Engine oil cooler on the Freightliner for the 6.7L Cummins diesel and 6.0L gas engine.





**OIL FILL CAPS**

**85-810**  
Steel  
twist-on



**85-814**  
Plastic  
twist-on



**85-811**  
Rubber  
push-on



**85-812**  
Plastic  
twist-on



**85-820**  
Plastic twist-on  
4.8L, 6.0L 8.1L



**85-813**  
Plastic  
spin-on



**85-816**  
Plastic twist-on  
cap that fits Ford



**85-818**  
Oil filler tube  
that fits Ford

**OIL & TRANSMISSION FLUID DIPSTICKS**

**85-381** - Engine Oil Dipstick, 55.10" Long with single O-ring.  
Fits 1996-1999 Chevy P30 and P3500 6.5L.  
Replaces OE 12550885



**85-385** Engine Oil Dipstick, 33.2" Long. Stainless steel with  
single O-ring on handle. Fits 1999-05 Workhorse V8 350 5.7L  
Gas Engine. Replaces OE 12558684



**85-386** Engine Oil Dipstick, 31" Long. With dual O-rings  
& twisted shaft. Fits 2008 Workhorse with V8 364 6.0L Gas  
Engine. Replaces OE 12622055



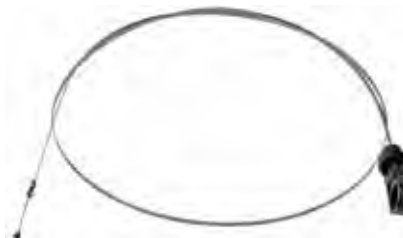
**85-388** Engine Oil Dipstick, 33.7" Long. With dual O-rings &  
straight shaft. Fits 2008 Workhorse V8 364 6.0L Gas.  
Replaces OE 12610053



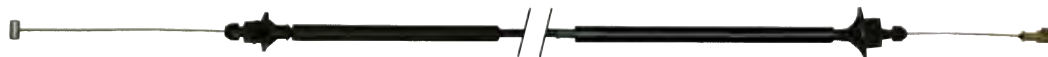
**85-340** Engine Oil Dipstick Tube, 23.25" Long.  
Fits 2008-12 Workhorse V8 364 6.0L, 294 4.8L Gas  
Engine.



**85-383** Engine Oil Dipstick Tube, 23.3" Long.  
Fits 2004-07 Workhorse with the V8 4.8L, 6.0L, gas  
engines. Includes O-ring.



**85-382** Transmission Fluid Dipstick 67.6" Long. Fits  
2003-09 Workhorse with 8.1L, 4.8L, 5.7L, 6.0L gas;  
3.9L, 6.5L diesel engines with the 4L85-E & 4L80-E  
transmissions.

**ACCELERATOR CABLES**

**54-915** - 52" Accelerator cable that fits 1996-1997 P-30 Chassis with fuel injected gas engine. Has ball socket at pedal end & lead barrel at engine end.



**54-913** - 66" Accelerator cable that fits 1987-1995 P-30 Chassis with throttle body injection and gas engine. Has ball socket at pedal end.



**54-911** - 29" Accelerator cable that fits up to 1994 Chev. 6.2 diesel engines. Replaces (OEM#14046855)



**54-920** - 62" Accelerator cable that fits GM, Ford, Freightliner MT35 and Oshkosh with the Cummins 4BT 3.9L diesel engine.



**54-914** - 29" Accelerator cable that fits 1995-on P-30 & Workhorse Chassis with Chev 6.5 Diesel Engine. Has ball socket at pedal end.



**54-910** - 69" Accelerator cable that fits Chev. 262/292/350/454 gas carb engines and Cummins 4 BT diesel engines. Replaces (OEM#1248092)

**AUTOMATIC TRANSMISSION SHIFT CABLES**

**81-861** - 45" Automatic transmission shift cable with hardware kit for column mount shifters. Includes shift cable, clevis & cotter pins, mount brackets and screws.



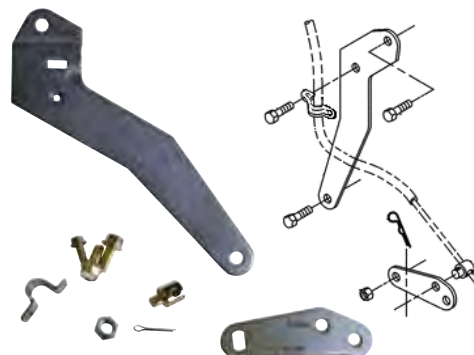
**81-863** Hardware kit only (included with kit 81-861)



**81-864** - 43" Automatic transmission shift cable for Allison Transmission.



**81-895** - 95" Automatic transmission shift cable for dash mounted shifter. Has 3" of travel. Used with 81-9520 linkage kit. Workhorse



**81-9520** - Allison Automatic Transmission Shift Control Linkage Kit. This kit is used on the Allison 1000 & 2000 transmission. Used with 81-895 cable.

**PEDAL PADS**

**11-211** - Brake and clutch pedal pad for GM P-30 & Workhorse. 3-3/8"W x 2-5/16"H



**11-212** - Pedal pad that fits 1985-95 Chevrolet with auto trans; 5-3/4"W x 2-1/2"H



**11-213** - Accelerator pedal for Chevy P-30 & Workhorse 1-7/8"W x 5-9/16"H (less pin & spring)  
**11-220** - Pin and spring for 11-213



**11-131** - Brake and clutch pedal pad for Mercedes and Freightliner 3-1/2"W x 2-3/8"H



**BATTERY TRAYS**

Battery is  
perpendicular to  
core support

**87-427**

Drivers Side  
Battery Tray



Battery is  
perpendicular to  
core support

**87-423**

Passenger Side  
Battery Tray



Battery is parallel  
to core support

**87-436**

Passenger Side  
Battery Tray

**50-67-94**


Battery Retainer for 87-427,  
87-423 & 87-436

**87-434**

Retainer for Battery. Not  
included with tray and does  
not include 5/16" bolt. Used  
on 87-466



**87-466** - Double battery tray. Exact replacement  
that fits Union City Body Classic. (Batteries and  
rubber retainers [87-434] not included)

**BATTERY HOLD DOWNS**

**87-440** - 10" Universal 'J' type battery hold down  
**87-452** - 12" Universal 'J' type battery hold down  
**43-790** - Univ. Crossbar hold down, adjusts 5-3/4" - 8-1/2"

**BATTERY CABLE**

**47-230** - RED, 2 Gauge Copper  
stranded battery cable, 25' Coil.

**47-235** BLACK, 2 Gauge Copper  
stranded battery cable, 25' Coil.

**914-4343** - 24" Ground Strap, 2 Ga.

**914-4341** - 16" Ground Strap, 2 Ga.

**914-4339** - 11" Ground Strap, 2 Ga.


**COPPER BATTERY TERMINAL LUGS  
CRIMP STYLE**

Part#	Fits Wire Size	Terminal Size	Pkg
<b>43-771</b>	2 Ga.	5/16"	5
<b>43-772</b>	2 Ga.	3/8"	5
<b>43-773</b>	2 Ga.	1/2"	5

**43-778** - 2 Gauge Battery Terminal, Negative  
**43-785** - 2 Gauge Battery Terminal, Positive

**ENGINE & TRANSMISSION MOUNTS****87-100**

Engine mount that fits  
73-99 P-30. All engines  
except 4.3 & 454.  
Fits left or right

**87-176**

Engine mount that fits  
75-97 Chev P30 chassis,  
454/7.4L. Fits left or right

**87-133**

Engine mount that's used  
with Cummins 4BT on  
a Chevrolet/Workhorse  
chassis

**87-118**

Engine mount with heat  
shield that fits GM/Workhorse  
4.8/6.0L. Fits Left or Right

**87-188**

Transmission mount that fits Chev P30 &  
Workhorse chassis. Does not fit 4L80E  
trans. 10mm stud size. Mount holes are  
centered 3/4" from side spaced  
3-3/4" apart.

**87-190**

Transmission mount that fits Chev P30 & Workhorse chassis with  
4L80E trans. 12mm stud size. Mount holes are centered 1" from side  
and spaced 3-3/4" apart.




**87-135** - Engine Mount for the  
Freightliner MT45 and MT55.  
Four mounting holes on 2-3/4"  
and 3-1/4" centers.

**87-108**

Engine mount for Cummins 4BT

**Visit us online at MillSupply.com  
for Instrument Clusters**








**STEERING COLUMN SWITCHES****DIMMER SWITCH**

Loc. Part No. .... Description

A ..... **36-917** .... Headlight Dimmer Switch, '91-'05, Column Mtd.A1 ... **43-552** .... Pigtail Harness for 36-917**IGNITION SWITCHES & CYLINDERS**B ..... **36-939** .... Ignition Switch Lock Cylinder and Keys, **chrome** plated '91-'05, Column MountedB1 ... **36-940** .... Ignition Switch Lock Cylinder and Keys, **black** finish, '91-'05, Column MountedC ..... **36-933** .... Ignition Switch, '88-'90, Column Mounted, No TiltC1 ... **36-935** .... Ignition Switch, '91-'05, Column Mtd, With TiltC2 ... **43-618** .... Plug Harness, 8-wire for 36-933 & 36-935**NEUTRAL SAFETY SWITCHES**D ..... **36-923** .... Neutral Safety Switch, '77-'91, Column Mtd. Auto. trans.D1 ... **36-925** .... Neutral Safety Switch, '92-'96, Column Mtd. Auto. trans.E ..... **36-926** .... Neutral Safety Switch, '96-on, Mounts on Auto. trans.E1 ... **43-615** .... Repair Harness for 36-926. Has 7 - 8" leads  
Replaces 15305887 & PT1031E2 ... **43-617** .... Repair Harness for 36-926. Has 4 - 8" leads  
Replaces 15305925 & PT1184

*Visit us online for more  
detailed illustrations!*

**TURN SIGNAL SWITCHES 1973-1990 GM P-Chassis**F ..... **36-941** .... Turn Signal Switch, '77-'81 without tilt wheelF1 ... **36-943** .... Turn Signal Switch, '82-'85 GM P-ChassisF2 ... **36-945** .... Turn Signal Switch, '86-'90G ..... **36-901** .... Turn Signal Return Spring, One Pair, LH & RH**TURN SIGNAL SWITCHES 1991-05 GM P-Chassis**H ..... **49-314** .... Turn Signal and Wiper Stalk, fits into 49-309H1 ... **49-309** .... Wiper Switch Assy on Column, 2-Speed, no delay or cruiseJ ..... **49-317** .... Turn Signal Stalk, with delay and cruiseK ..... **36-952** .... Turn Signal Switch, '91-'05L ..... **36-901** .... Turn Signal Return Spring, One Pair of LH and RH**TURN SIGNAL SWITCHES 2006-ON Workhorse**N ..... **49-329** .... Turn Signal Switch,N1 ... **36-931** .... Ignition lock cylinder repair kit, codes cylinder to your key

**STEERING COLUMN COMPONENTS****COLUMN HOUSING & SHAFT BEARING**P ..... **89-036** ..... Housing Assembly Tube, Auto/Man TransP1.... **36-982** .... Upper Steering Shaft Bearing Kit, '91-on

89-110 Shift lever no longer available

**GEAR SHIFT LEVER**Q1... **89-112** .... Pin for Shift Lever, 1-1/4" long for 89-110Q2... **89-114** .... Bushing for gear shift lever, used with 89-110 onlyQ3... **89-115** .... Spring for gear shift lever, used with 89-110 only**Horn Includes:**

- 2 Wire hook up but includes a jump wire for single wire setup
- 2 Female blade wire connectors
- 1 Nut
- Mount bracket

**CANCEL CAMS (HORN CONTACT)**R ..... **36-903** .... Turn Signal Cancel Cam, Tilt Wheel, WhiteR1 ... **36-906** .... Turn Signal Cancel Cam, w/o Tilt Wheel, Green, Use w/HN9R2 ... **87-040** .... 125 Decibel High Note Horn, 12VR2... **87-043** .... 125 Decibel Low Note Horn, 12V**SHIFT INTERLOCK SOLENOID**S ..... **36-701** .... Transmission Shift Interlock Solenoid. Use with shift lockout. Stops vehicle from shifting out of park until brake pedal is pressed.**DASH MOUNTED IGNITION SWITCH**T ..... **36-937** .... Ignition Switch Lock Cylinder and Keys, '75-on, Dash MountedT1 ..... **36-890** .... Recessed Key Bezel, Dash MountedT2 ..... **36-930** .... Ignition Switch, '75-on, Dash Mounted, Tilt and No TiltT3 ..... **43-531** .... Pigtail for 36-930**KEY TAGS & RINGS****Brass Tag, 19 gauge, easy to stamp****29-295** - 1-3/8" Brass Key Tag, 100 pcs**29-296** - 1-3/8" Brass Key Tag, sold each**29-299** - 1-1/4" Key Ring, sold each



**POWER STEERING GEAR BOXES**

**89-845 - Rebuilt** Power steering gear box that fits GM/Workhorse P-Chassis. 4 Bolt mount. Uses O-ring design hoses (pre-1981). If you have flared lines use our conversion adapter to convert O-ring to flare, 10985 (16mm) and 10988 (18mm). Replaces OEM #7834510.

**33-845 -** Pitman seal kit for 89-845



Partial (9-spline) shaft



**Most popular 710 Dual Piston Gear Box.**

**89-883K - Rebuilt** 4 Bolt metric 710 dual piston Saginaw power steering gear box, OE#26079337. Has partial splined shaft. Fits GM P60. Has "M7EO" "7813161XX" stamped in housing. **(return old core for \$300.00 refund)**

**MANUAL GEAR BOX**

**89-855 - (New)**

Manual steering gear box that fits GM 70-86 P-Chassis (replaces OEM#7815990)

Gear Boxes have been tested by the rebuilder and are only warranted if an issue develops immediately after installing. If problems develop later, you may have an issue with another component in the system and the gear box will not be covered under warranty.

**POWER STEERING REMOTE RESERVOIR**

**89-895** Remote reservoir for the power steering pump. Fits GM/Workhorse chassis. Includes: reservoir, cab and metal brackets. Bolts to existing mount.



**89-890**  
Cap for power steering reservoir



**89-991**  
Power steering reservoir, 2 Liter Capacity, 5" O.D., 9.5" Overall Height

**POWER STEERING PUMP ASSEMBLY**

Before you order call with your VIN#



**89-632 (New) NEW**  
Power Steering Pump Assembly - Fits Workhorse  
OEM# W0007632



**89-633 (New) NEW**  
Power Steering Pump Assembly, 4.22 Gallons per minute. - Fits Workhorse  
OEM# W0000032

**POWER STEERING PUMP AND RESERVOIRS**

Front View



Rear View



**89-875 (Reman)**  
Pump and reservoir that fits **83-95 Chevy P-30 with 6.2L Diesel**. No core exchange.

**89-873 (Reman)**  
Pump and reservoir for vacuum boost system. No core exchange.

**89-879 (Reman)**  
Pump and reservoir. Mounts on aluminium cast bracket. No core exchange.

**89-877 (New)**  
Pump without reservoir. Fits 6.5L Diesel Works with our 89-895 remote reservoir

**MASTER CYLINDER AND HYDROMAX BRAKE BOOSTER****GM, WORKHORSE, FORD, FREIGHTLINER & IHC**

**10-539 - HydroMax Brake Booster**  
**(REMANUFACTURED)** Fits 1999-on GM/Workhorse, Freightliner, IHC, Ford medium duty trucks, Stepvans and Straight trucks.  
 For master cylinder with 2" bore.  
 Casting # 2772114 - offset mount.  
 Inlet: 3/4-18 thread with O-ring tube seat  
 Outlet: 1/2" Inside Dia., push on hose style  
 Return core for 75.00


Oval 'O' Rings

Stud



**10-528M - 3-1/4" Electric Back-Up Motor**  
 Fits 1999-on. Mounts under HydroMax Brake booster. New Motor, no core charge.

**10-560 Universal Brake line kit.** From Master Cylinder to hard lines. 17.5" and 19" Flexible hose. Ends may need slight alteration to fit your application. 2 piece kit.

**More Brake Lines on page 31**

**10-487 - Master Cylinder with 4-3/4" High Reservoir** (New, not rebuilt). This reservoir is a universal unit that replaces Ford, IHC, Workhorse, Freightliner with 50.80 or 2" bore. Switches are included for both the casting and the reservoir. Either switch can be removed if not needed. Works with Hydromax brake booster.

Measure reservoir height before ordering, this reservoir is 4-3/4" tall.

Freightliner uses 2 different reservoir sizes. For a master cylinder with a short 3.5" tall reservoir, use part 10579.

**Specifications:**

- Bore Diameter: 50.80mm or 2" (Bosch)
- Reservoir Capacity: 84 Cubic Inches
- Overall Reservoir Size: 4-3/4"H x 6-1/2"L x 5-1/4"W
- Split: 50/50
- Primary Outlet: 9/16-18
- Secondary Outlet: 1/2-20

**REPLACEMENT PARTS****36-984 Differential Pressure Switch in Casting**

The differential pressure switch reacts to a loss of master cylinder hydraulic pressure in either side of the split hydraulic system and can illuminate a warning light at the instrument panel. When pressure is lost in either the primary or secondary circuit of the master cylinder, the switch closes. The electrical switch will remain closed until the malfunction is corrected. When both systems develop normal pressure, the switch will return to center and open the electrical switch circuit. A mechanically latched connector is attached to the switch. The switch has two tabs on a common terminal (positive) and is grounded through the master cylinder.

**36-987 Fluid Level Indicator Switch in Reservoir**

When the fluid reaches a predetermined level (low fluid level), the switch closes and can illuminate a warning light at the instrument panel. A sealed and mechanically latched connector is attached. The switch has two terminals, positive and negative, which are interchangeable.



**10-380 - Cap for Master Cylinder,** diaphragm not included




**10-381 - Diaphragm for Cap**

**HYDROBOOST****2006 - On with ABS**

These hydroboosts have been known to fit earlier years. Call with your Workhorse Part No. or VIN No.



10-901 - Rod extends past the body of unit



10-901 & 10-907  
Back view



D-1027 Pads, 12,300 GVW



80-568 Four Pin  
Kit for D1027 pads

**10-901 - Hydroboost**

New - Not Rebuilt

See page 26 for Brake Hardware & Rotors

- 19.5" Wheels
- **4-wheel disc with ABS**
- Fits dual rear wheel trucks
- Rod Code 72095
- **Must reuse 1/2" spacer between master cylinder and hydroboost.**
- Call with your Workhorse # or VIN #
- Used with dual piston **Brembo calipers (68 mm) with D1027 pads**
- Used with **80-593 Master Cylinder** with Brembo (68mm) brake calipers
- Used with **10-588 Master Cylinder** with Bendix brake calipers **10-802**



10-588 Master Cylinder



80-593 Master Cylinder

**2006 - On with ABS**

These hydroboosts have been known to fit earlier years. Call with your Workhorse Part No. or VIN No.



D-1268 Pads, 10,000 GVW



80-591 Master Cylinder



10-907 - Rod recessed inside the body of unit

**10-907 - Hydroboost**

New - Not Rebuilt

- 19.5" Wheels
- **Used with trucks with rear drum brakes**
- **Units do NOT have spacer between the hydroboost and master cylinder**
- Fits dual rear wheel trucks
- Rod Code 72095
- Call with your Workhorse # or VIN #
- Used with dual piston **10752 Brembo calipers (52 mm) with D1268 pads**
- Used with **80-591 Master Cylinder**

Looking for Brake  
lines and fittings?  
See Page 31



**MASTER CYLINDERS FOR HYDROBOOST****NO CORE CHARGE** New - Not Rebuilt

80-591

80-591 is  
used with  
10-907 and  
D1268. See  
previous  
page



80-593

Includes Low  
Sensor Switch

4-1/2"

10-588 &  
80-593 is  
used with  
10-901. See  
previous  
page



10-588



10-586

Year	Description	Part No.
------	-------------	----------

**MASTER CYLINDERS that fit TRUCKS with 4-WHEEL DISC and with 19.5" Wheels**

2005-On.....	Master Cylinder, 4-wheel disc, used with our 10907 ..... Hydroboost and D1268 brake pads	<b>80-591</b>
--------------	--	---------------

2005-On.....	Master Cylinder, 4-wheel disc, used with our 10-901 .... Hydroboost and D1027 brake pads	<b>80-593</b>
--------------	--	---------------

1996-04 .....	Master Cylinder, 4-Wheel disc w/dual piston calipers ... Used w/10-901 Hydroboost, D184 pads and 10-802 dual piston calipers. Also fits, DRW w/ 13 x 3-1/2" drum brake shoes #10-601.	<b>10-588</b>
---------------	---	---------------

1977-95	Master Cylinder, H-D, 34mm bore, Fits 4-Wheel disc ..... w/10831/10830 single piston calipers, except 15,000 GVW. Uses D149 pads	<b>10-586</b>
---------	--	---------------

**MASTER CYLINDERS that fit TRUCKS with 13 x 3-1/2" REAR BRAKES & 16" Wheels**

1996-03 .....	Master Cylinder, 13 x 3-1/2" brakes, 1-1/4" bore .....	<b>10-587</b>
---------------	--	---------------

1984-95 .....	Master Cylinder, 13 x 3-1/2" brakes, 1-5/16" bore .....	<b>10-584</b>
---------------	---	---------------

1983.....	Master Cylinder, 13 x 3-1/2" brakes, First design, .....	<b>10-583</b>
-----------	--	---------------

**master stamped 1605**, 1-5/16" bore, 1-3/4" Rod Depth

1983.....	Master Cylinder, 13 x 3-1/2" brakes, Second design, ...	<b>10-584</b>
-----------	---	---------------

**master stamped 1925**, 1-5/16" bore, 1/4" Rod Depth

1977-82.....	Master Cylinder, 13 x 3-1/2" brakes, 1-5/16" bore .....	<b>10-583</b>
--------------	---	---------------

**MASTER CYLINDERS that fit TRUCKS with 13 x 2-1/2" REAR BRAKES & 16" Wheels****Diesel**

1993-95 .....	Master Cylinder, 13 x 2-1/2" brakes, .....	<b>10-584</b>
---------------	--	---------------

Depth of pushrod bore 1/4"; Bendix# 11982;.....

Wagner# 8810600, Diesel, 1-1/4" Bore



10-587



10-584



10-583


Cap and Gasket used with  
10-587, 10-588 and 80-593



10-5999 Cap



10-5997 Gasket

**STEERING PRESSURE HOSES**

89-794

89-806



81-994

89-805

89-807

Part No.	Year	Description	Hose Connection
----------	------	-------------	-----------------

**STEERING PUMP TO HYDROBOOST**

**4.3, 5.7 and 7.4 Liter — 262, 350 and 454 Cubic Inch**

89-794.....	97-05.....	Pump — Hydroboost
-------------	------------	-------------------

**6.5 Liter — 396 Cubic Inch**

89-807.....	95-03 .....	Pump — Hydroboost
-------------	-------------	-------------------

**HYDROBOOST TO STEERING GEAR BOX**

**4.3, 5.7, 6.2, 6.5, 7.4 Liter — 262, 350, 396 and 454 Cubic Inch**

89-805.....	80-05 .....	with Independent suspension .....	Hydroboost — Gear Box
-------------	-------------	-----------------------------------	-----------------------


89-806.....	85-05 .....	with I-Beam suspension.....	Hydroboost — Gear Box
-------------	-------------	-----------------------------	-----------------------



## UPPER & LOWER CONTROL ARMS for INDEPENDENT SUSPENSION

### 16" 2 WHL DISC BRAKES

Also fits 73-91 C-20/30 • 84-96 G-30 • 73-89 P-20




#### UPPER CONTROL ARMS

##### UPPER CONTROL ARM 1973-03

- 89-282** .. Left Upper Control Arm Assy; w/shaft, ball joint, nut & bumper  
**89-283** .. Right Upper Control Arm Assy; w/shaft, ball joint, nut & bumper  
**89-156** .. Left Upper Control Arm Only  
**89-165** .. Upper Ball Joint (replaces OE# 9762020) w/Vac. or Hyd. Power Brakes  
**89-173** .. Shaft Kit for upper control arm  
**10-794**... Bolt to mount 89-173 upper control arm shaft, sold each

#### LOWER CONTROL ARMS



##### LOWER CONTROL ARM 1973-03

- 89-325** .. Left Lower Control Arm Assy; w/shaft, ball joint, nut, less bumper  
**89-326** .. Right Lower Control Arm Assy; w/shaft, ball joint, nut, less bumper  
**89-185** .. Lower Ball Joint 2.3" O.D. (replaces OE# 9766424) 1985-98 w/Hyd. Power Brakes; **73-98** 1975-84 Exc. Dana Axle. 14,000 lb. G.V.W.  
**89-191** .. Shaft Kit for lower control arm, Except H-D Air Susp, L or R  
**89-186** .. Bumper, Press in style, for lower control arm  
**89-188** .. U-Bolt Kit, Lower control arm only, Includes 2 U-bolts and 4 nuts, enough for one arm.

### 19.5" 4 WHL DISC BRAKES

#### UPPER BALL JOINT



- 89-154** .. Upper Ball Joint (replaces OE# 9762021) 1978-94 w/Hyd. Power Brakes; 1978 with Dana Axle; 1974-77 M.H.C. w/Dana or 11,000 lb. Axle; 1973 M.H.C. w/14,000 lb. G.V.W.

#### LOWER BALL JOINT



- 89-174** Lower Ball Joint 2.3" O.D. (replaces OE# 976642) 1977-92 w/Dana Axle or Hyd. Power Brakes; 1973-76 with 11,000 lb. Axle or M.H.C. w/14,000 lb. G.V.W.

#### ANTI-SWAY BAR POLYURETHANE BUSHINGS

Polyurethane bushings are formulated to take the heavy torque and suspension travel abuse placed upon them. HYPER-FLEX bushings are impervious to oils, road salt, smog, ozone and other contaminants. They are not subject to tearing, cracking, and splitting, like OEM rubber.



Maintains Proper

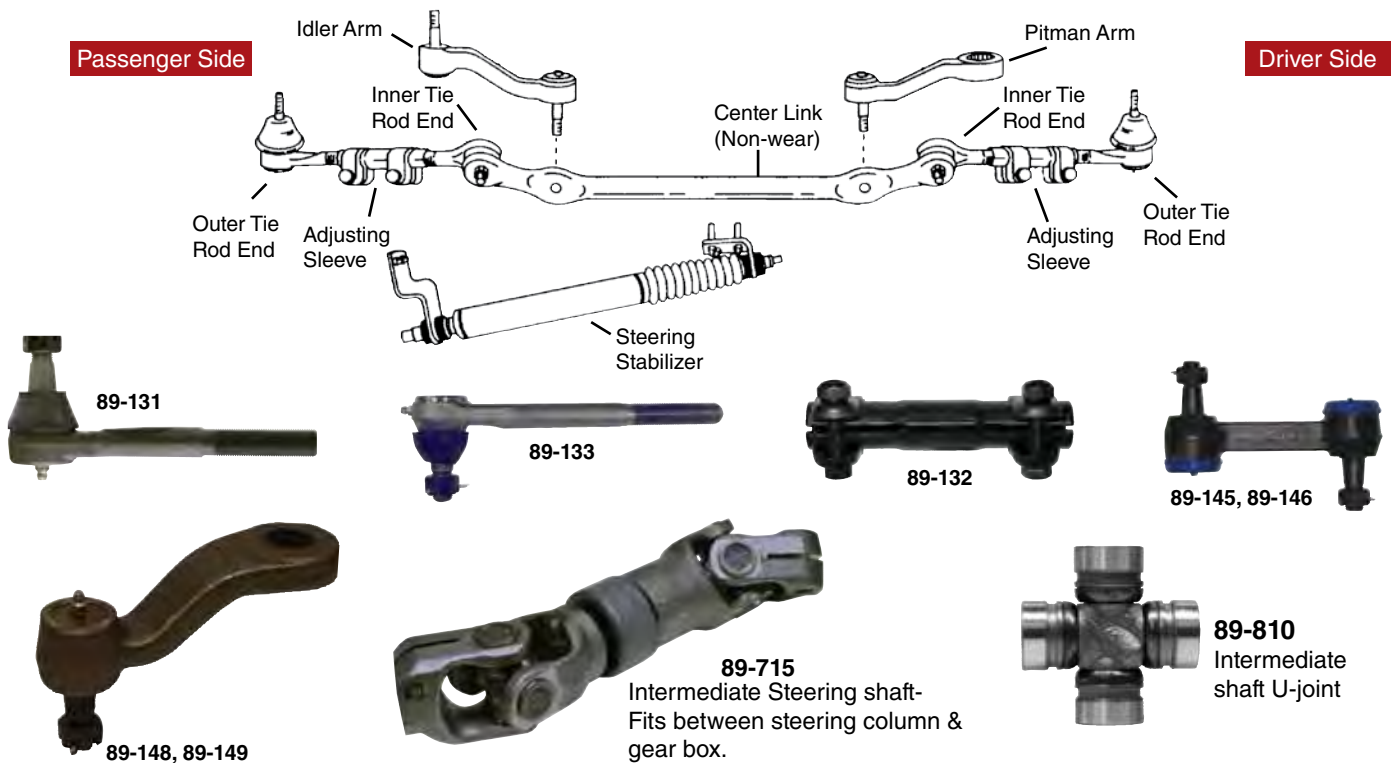
- Camber
- Toe In
- Caster
- Sway Control

##### SWAY BAR BUSHINGS - POLYURETHANE

- 89-190** .. Sway Bushing for 1-1/16" Bar, (2 bushings)  
**89-192** .. Sway Bushing for 1-1/4" Bar, (2 bushings)  
**89-193** .. Sway Bushing for 1-5/16" Bar, (2 bushings)  
**89-178** .. Bracket for bushing shown above, sold each  
**89-196** .. 4-Piece Sway Bar Mount Bushing Kit for 1-1/4" bar (greaseable) with brackets

## STEERING LINKAGE for INDEPENDENT SUSPENSION

### fits 1973-2003 TRUCKS



Part No.	Description	Year
89-131	Outer Tie Rod End. Fits Left or Right.....	73-03
89-133	Inner Tie Rod End. Fits Left or Right .....	73-03
89-132	Adjusting Sleeve. Fits Left or Right.....	73-03
89-145	Idle Arm Assembly .....	83-03
89-146	Idle Arm Assembly .....	73-82
89-148	Power steering pitman arm .....	73-03
89-149	Manual steering pitman arm.....	73-03
89-715	Intermediate steering shaft linkage.....	73-03
89-810	Intermediate shaft u-joint, 2 required per vehicle.....	73-03

## FRONT COIL SPRINGS



**89-210** - Front Coil Springs that fit GM/Workhorse Chassis with Independent Suspension, 2 & 4 wheel disc brakes, and 16" or 19.5" wheels. Sold in pairs.

## FRONT SHOCK



### 34-817

Front Shock Absorber.  
Upper mount: 5/8"  
Lower mount: 1/2"  
Extended: 15"  
Collapsed: 9.97"  
Independent Suspension

For Rear Shocks see  
page 32



**FRONT BRAKE HDW for IND. SUSPENSION**

Single Piston Caliper

**CALIPERS, PADS, BEARINGS, & SEALS FOR 16" & 19.5"****BRAKE PADS**

**D149** - w/13" x 2-1/2" w/  
single rear wheel drum  
brakes. One axle set.



**D153** - w/13" x 2-1/2" with  
single rear wheel drum  
brakes. One axle set

**BENDIX STYLE SINGLE  
PISTON BRAKE CALIPERS**

This caliper has a 10mm brake  
line thread hole. If you have a  
7/16" thread hole use calipers  
10-860 & 10-861.

Check your Casting #  
before ordering



**10-831** - LH Single Piston Caliper (Casting # on caliper 2238451) *Fits*  
**10-614, 10-705, 10-701, & 10-708.**

**10-830** - RH Single Piston Caliper. (Casting # on caliper 2238452) *Fits*  
**10-614, 10-705, 10-701, & 10-708.**

**10-830K** - Set of Left & Right Single Piston Calipers (10-831, 10-830)

- 3.38" piston diameter
- **New** not rebuilt - No core charge
- Has 10mm brake line thread hole
- **Uses brake pad D-149**

**10-450** - Metric Banjo bolt M10 x 1.5. Used with  
above calipers

**10-452** - Copper washer for banjo bolt, .064 thick.

**CALIPER HARDWARE**

Key Sets Contain Enough Hardware for  
LH & RH Calipers (one axle set)



Key Set No.	Key Thickness No of Mark	Gap Replacement in Oversize	Measurement	Key Only
<b>10-845</b>	None	Standard	.000 -.060	<b>10-840</b>
<b>10-846</b>	II	.040	.060-.100	<b>10-841</b>
<b>10-847</b>	III	.080	.100-.140	<b>10-842</b>
<b>10-848</b>	IIII	.120	.140-.180	<b>10-843</b>
<b>10-849</b>	IIII	.160	.180-.220	<b>10-844</b>



**10-850**  
Support Spring



**10-882**  
Shoe Retainer



**10-890** Caliper Bolt.  
(Each bolt sold separately)

Length 1"  
1/4" Allen  
5/16"x18 thread

**BEARINGS & SEALS**

**10-731**



**10-732**



**10-733**



**10-734**

**10-731** - Front Wheel Seal, '91-03

**10-732** - Front Wheel Seal, '73-90

**10-733** - Inner Front Wheel Bearing and Race, '73-03

**10-734** - Outer Front Wheel Bearing, '79-03


**10-761** - Outer Race, '79-03

**16" SRW REAR DRUM BRAKES****FRONT ROTORS with HUB**

**10-614** - **1997-04** Front Rotor with Hub

- Independent Suspension
- 16" Wheels with Single Rear Wheel
- 8 Lug
- **with 13" x 2-1/2"** rear brake shoes
- **with ABS**
- Uses 10-830 & 10-831 Single Piston caliper with 3.38" piston diameter
- **Uses Brake Pad D-149**
- 10-733** - Inner front bearing and race
- 10-734** - Outer front wheel bearing
- 10-731** - Front wheel seal
- 10-997** - Dust cap. 2-1/2" O.D. hub hole

**FOR SINGLE PISTON CALIPERS, PADS, BEARINGS  
& SEALS SEE LEFT COLUMN**

**FRONT BRAKE HOSES**

**10-517**  
**10-518**

**10-517** - RH Front Brake Hose, 22", with Independent  
Suspension with 16" wheels with 13 x 2-1/2" rear drum brakes

**10-518** - LH Front Brake Hose, 22", with Independent  
Suspension with 16" wheels with 13 x 2-1/2" rear drum brakes

**10-559-P** - Nylock Nut (5/8"-18) to secure brake hose end.

**BRASS PROPORTIONING VALVE - FRAME MOUNTED**

**For Trucks  
w/o ABS**

**10-455** - Proportioning Valve. Front disc, rear drum, up to 1996.

**10-456** - Proportioning Valve. 4 wheel disc, up to 1996.

**Test to See if You Need New or Oversize Caliper Keys**  
**see next page**

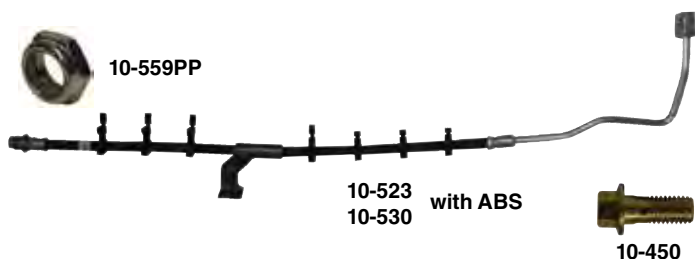
Single Piston Caliper

**FRONT BRAKE HDW for IND. SUSPENSION****16" DRW REAR DRUM BRAKES****FRONT ROTORS with HUB****10-701 - 1974-96 Front Rotor with Hub**


- Independent Suspension
- 16" Wheels
- Front disc and dual rear drum brakes
- 8 Lug, 6-1/2" C to C opposite lug
- **without ABS**
- Uses 10-830 & 10-831 Single Piston caliper with 3.38" piston diameter
- **Uses Brake Pad D-149**

**10-708 - 1997-05 Front Rotor with Hub**

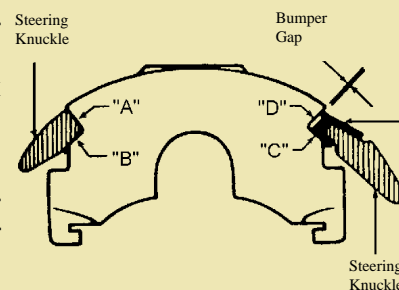
- Independent Suspension
- 16" Wheels
- Front disc and dual rear drum brakes
- 8 Lug, 6-1/2" C to C opposite lug
- **with ABS**
- Uses 10-830 & 10-831 Single Piston caliper with 3.38" piston diameter
- **Uses Brake Pad D-149**

**FOR SINGLE PISTON CALIPERS,  
PADS, BEARINGS & SEALS SEE PG 22****10-462** - Spindle Nut, Washer & Cotter**10-782** - Front Lug Bolt; 9/16-16 x 2-5/32"**10-760** - Lug Nut; 9/16-16**10-997** - Dust cap. 2-1/2" O.D. hub hole**FRONT ABS BRAKE HOSES FOR 19.5"****10-523** - LH Front Brake Hose, 34", w/ **Independent Suspension**  
with 16" or 19.5" wheels with 4 wheel disc & 13 x 3-1/2" rear  
drum brakes, DRW, '96-'05 **with ABS****10-530** - RH Front Brake Hose, 34", w/ **Independent Suspension**  
with 16" or 19.5" wheels with 4 wheel disc & 13 x 3-1/2" rear  
drum brakes, DRW, '96-'05 **with ABS****10-559-P** - Nylock Nut (5/8"-18) to secure brake hose end.**10-450** - Metric Banjo bolt. Used with calipers 10-830 & 10-831**10-452** - Copper washer for banjo bolt, .064 thick.**FRONT ABS SENSORS**

RV- Chassis

**10-116** - LH ABS sensor**10-117** - RH ABS sensor**19.5" Wheels****FRONT & REAR ABS BRAKE LINE KIT**Longer lines go to  
Master Cylinder**1010-700**Front & Rear Brake Line Kit. Fits GM/Workhorse Chassis with **Independent Suspension with 16" or 19.5" Wheels** with Disc or Drum Brakes (JB8). Includes flex and steel lines from ABS Pump to Frame. 8 Pieces. These brake lines will work on RV's.**1010-115** - Left to Right front crossover 3/16" brake line feed.**1010-116** - Left to Right rear 1/4" brake line feed.**Test to See if You Need New or Oversize Caliper Keys**

When you drive over a bump or chuckhole and the front wheel sounds like it's falling off, chances are the caliper key is worn. Try driving over another bump and apply light pressure on the brake pedal. If the noise disappears, the key is the problem. The noise is caused by the caliper hitting the steering knuckle. When you apply the brakes the caliper stops bouncing. If not repaired severe damage to the caliper or the steering knuckle can occur. The Bendix Sliding Caliper is used on Chev. and GMC 1 Ton Trucks. In some cases, wear can occur between the caliper and steering knuckle, making the clearance excessive. The result is a noisy (rattle) and vibration problem. Vehicles can be brought back to OEM specifications by installing an oversize support key and new support spring. Oversize keys should eliminate excessive clearances within the caliper, however in extreme cases the caliper and steering knuckle may have to be replaced.



Temporarily reinstall a new or existing caliper into the steering knuckle along with a new standard size support key. **DO NOT INSTALL SUPPORT SPRING.** Insert a screwdriver into the bumper gap and push upward on the caliper, making sure surface "A" "B" and "C" of the caliper seat firmly against the knuckle. Measure the bumper gap with the largest feeler gauge (or stack of gauges) that will fit in the gap for the full length. Select proper key from chart.

## I-BEAM SUSPENSION AXLE (1-TON) W/5000 LB. FITS WORKHORSE WITH WESTPORT AXLE



### STEMCO KAISER QWIK KIT™ KING PINS

- Last 4-5 times longer
- No equal in the Industry
- Features no ream spiral bushings
- Has greased groove pins
- Allows 300% more grease capacity
- No ream installation
- O-ring end plates keep dirt out

Requires Installation  
Wrench Tool  
Check dimensions  
before ordering



89-032



89-039



89-021

89-023

**89-021** - QWIK Kit King Pin, Fits Chevrolet/GM w/o Westport Axle, Dim: 1.179 x 6.36  
**Replaces OE#** W8803050, W8007233

**89-023** - QWIK Kit King Pin, Fits Workhorse W42 with Westport Axle, Dim: 1.179 x 7.31  
**Replaces OE#** W8003056/7, W8007225, 2C2Z-3111AA

**89-052** - Qwik Kit King Pin Set. 1.300 dia. x 7.75 length. Fits Workhorse W62 & Ford F53  
Spindle Bore Size: 1.454/1.456  
**Replaces OE#** W8007232, W8000019, W8000309, E8HZ3111A

**89-013** - Kaiser Qwik Kit King Pin Set, Fits Workhorse Chevy/GMC Top Kick-C & Kodiak-C Series. Dim: 1.499 x 7.500 **Replaces Workhorse OE#** W8007404

**89-032** - Installation short handle 'T' wrench for 89-021 & 89-023, recommended

**89-039** - Lip Seal Installation Tool for 89-021 & 89-023, optional

### STEMCO KAISER PLUS KIT™ KING PINS FOR NO REAM INSTALLATION & PERFECT FIT

Installation tool  
Required to Install  
PLUS KIT King Pins  
Check Dimension  
before ordering



- Pre-sized Bronze Bushings
- No Need to buy Reamers
- Fit as Good as "Reamed"
- Install Faster than Reaming
- Least Expensive King Pin Installation



89-039



89-082

**89-082** - Kaiser Plus Kit King Pin Set, Fits GM/Workhorse w/o Westport Axle. Dim: 1.179 x 6.36.  
Kaiser does not make a Plus Kit king pin set for trucks with Westport Axle.

**89-039** - Bushing installation tool, Removes old bushing and installs new bushing.



**10-472**  
U-Bolt with nuts  
and washers  
for I-Beam front  
axel. 6"H x 3"W



**34-912** - Front Shock with  
frame bolt.  
5/8" Upper Mount  
3/4" Lower Mount  
Extended: 22.56";  
Collapsed: 13.78"  
Fits 19.5" I-Beam Suspension

For rear shocks  
see page 311

### SWAY BAR MOUNT BUSHING KITS - I-BEAM

Maintains proper, camber, toe in, caster and sway control.



**89-091** Two Polyurethane Sway Bar Mount Bushings measuring 1-3/8" inside diameter (not split) with four end link bushings. Fits I-Beam Suspension. Fits 16" and 19.5" wheels.



**89-090** Two Polyurethane Sway Bar Bushings measuring 1-3/8" inside diameter (split style). Fits I-Beam Suspension. Fits 16" and 19.5" wheels.



**89-198** - Sway bar bushing "U" Mount Bolt, 3/8" thread.



**89-197** - Nut for "U" Bolt.



**89-199A** - Sway bar bushing bracket, used with 89-198 "U" bolt. 1995 and older.




**I-BEAM SUSPENSION STEERING LINKAGE (1 TON) 5000 LB. AXLE****2006-ON**

- 10-424.....Outer tie rod for drivers side  
 10-425.....Outer tie rod for passenger side  
 10-428.....Steering Drag link, 13-1/2" center section  
 89-053 .....Steering Drag link, 21-1/2" center section  
 89-823 .....Intermediate Steering Shaft. 12-1/2" collapsed length. with splined ends. Fits 06-07 Workhorse Chassis  
 89-829 .....Intermediate Steering Shaft. 12-1/2" collapsed length. Splined on gear box end and double 'D' shape on steering column end. 08-on  
 89-831 .....Intermediate Steering Shaft. 16-1/2" collapsed length. Splined on gear box end & double 'D' shape on steering column end.

**Intermediate Steering Shafts**

Center tube available on request, call!

**Passenger Side****1985-05****19.5" WHEELS****Driver Side**

89-010 Assembly

**I BEAM STEERING LINKAGE - 19-1/2" Wheels**

Part No.	Description	Year
89-010	Steering Assembly with 89-031, 89-041 & center adj.	85-05
89-811	Intermediate shaft U-joint, 2 required per vehicle	85-05
89-020	Drag link	85-05
89-024	Steering stabilizer, mounting hardware included	85-05
89-027	Stabilizer link with hardware	85-05
89-031	5" Outer tie rod end for passenger side	85-05
89-041	26" Outer tie rod end for driver side	85-05

89-811 - U-Joint,  
Intermediate shaft,  
2 requiredThis intermediate steering shaft with replaceable universal joints is **no longer available**. However, you can still replace damaged U-Joints with 89-811.**1989-03****16" WHEELS**89-033 Pass Side  
Outer Tie Rod

Tie rod tube no longer available

89-043 Drivers side  
outer tie rod**I-BEAM STEERING LINKAGE - 16" Wheels**

Part No.	Description	Year
89-811	Intermediate shaft U-joint, 2 required per vehicle	89-03
89-020	Drag link	85-03
89-024	Steering stabilizer. Mounting hardware included	89-03
89-027	Stabilizer link with hardware	89-03
89-033	10.8" Outer tie rod end w/gooseneck for passenger side	89-03
89-043	10.8" Outer tie rod end w/gooseneck for driver side	89-03
89-045	Tie rod tube (between outer tie rods)	85-03

89-811  
Intermediate shaft  
U-joint, 2 required  
per vehicleThis intermediate steering shaft with replaceable universal joints is **no longer available**. However, you can still replace damaged U-Joints with 89-811.



## FRONT BRAKE HDW for I-BEAM SUSPENSION

### CALIPERS, PADS, BEARINGS, & SEALS FOR 16" & 19.5"

#### BENDIX STYLE SINGLE PISTON BRAKE CALIPERS

Check your Casting # before ordering



This caliper has a 10mm brake line thread hole. If you have a 7/16" thread hole use calipers 10-860 & 10-861.

**10-831** - LH Single Piston Caliper (Casting # on caliper 2238451) **Fits 10-707, 10-710, & 10-705.**

**10-830** - RH Single Piston Caliper. (Casting # on caliper 2238452) **Fits 10-707, 10-710, & 10-705.**

**10-830K** - Set of Left & Right Single Piston Calipers (10-831, 10-830)

- 3.38" piston diameter
- **New** not rebuilt - No core charge
- Has 10mm brake line thread hole
- **Uses pad D-149**

**D-149** - Brake Pad for above caliper. Carbon-based metallic friction material. Specifically formulated for severe duty cycles and designed to protect your rotors.

**10-450** - Metric Banjo bolt. 10mm x 1.5. Fits D149

**10-452** - Copper crush washer for banjo bolt, .064 thick.



#### CALIPER HARDWARE



Key Set

Key Sets Contain Enough Hardware for LH & RH Calipers (one axle set)



Key Set No.	Key Thickness No of Mark	Gap Replacement in Oversize	Measurement	Key Only
<b>10-845</b>	None	Standard	.000 -.060	<b>10-840</b>
<b>10-846</b>	II	.040	.060-.100	<b>10-841</b>
<b>10-847</b>	III	.080	.100-.140	<b>10-842</b>
<b>10-848</b>	IIII	.120	.140-.180	<b>10-843</b>
<b>10-849</b>	IIIII	.160	.180-.220	<b>10-844</b>



**10-850**  
Support Spring



**10-882**  
Shoe Retainer



**10-890** Caliper Bolt.  
(Each bolt sold separately)

1" Length  
1/4" Allen  
5/16"x18 thread

**Test to See if You Need New or Oversize Caliper Keys - see page 23**

#### BEARINGS & SEALS



**10-738**



**10-734**



**10-739**

**10-738** - Front Wheel Seal, '85-03

**10-734** - Outer Front Wheel Bearing, '85-03

**10-739** - Inner Front Wheel Bearing, '85-03

**10-783** - Inner Race, '85-03

**10-761** - Outer Race, '85-03

### 16" DRW REAR DRUM BRAKES

#### FRONT ROTORS with HUB

#### Single Piston Caliper



**10-707** - 1985-96 Front Rotor with Hub

- I-Beam Suspension
- 16" Wheels
- Front disc and dual rear drum brakes
- 8 Lug, 6-1/2" C to C opposite lug
- **without ABS**
- Uses 10-830 & 10-831 Single Piston caliper with 3.38" piston diameter
- Uses Brake Pad D-149



**10-710** - 1997-03 Front Rotor with Hub


- I-Beam Suspension
- 16" Wheels
- Front disc and dual rear drum brakes
- 8 Lug, 6-1/2" C to C opposite lug
- **with ABS**
- Uses 10-830 & 10-831 Single Piston caliper with 3.38" piston diameter
- Uses Brake Pad D-149

**10-782** - Front Lug Bolt; 9/16-16 x 2-5/32"


**10-760** - Lug Nut; 9/16-16

**FOR CALIPERS, PADS, BEARINGS & SEALS SEE LEFT COLUMN**

#### FRONT BRAKE HOSES



10-521



10-519



ABS  
10-617  
10-618

**10-519** - LH Front Brake Hose, 36.5" w/ I-Beam Suspension with 16" wheels with rear drum brakes, DRW, up to '96

**10-521** - RH Front Brake Hose, 23.5", w/ I-Beam Suspension with 16" wheels with rear drum brakes, DRW, up to '96

**10-617** - LH Front Brake Hose, 36", with I-Beam Suspension w/16" wheels with rear drum brakes, DRW **with ABS**

**10-618** - RH Front Brake Hose, 36", with I-Beam Suspension w/16" wheels with rear drum brakes, DRW, **with ABS**

**1010-800** - Front/Rear Brake Line Kit. Includes flex and steel lines from ABS Proportioning Valve to Master Cylinder and Frame. Fits with I-Beam Suspension with 16" Wheels with 2 Wheel Disc and Rear Drum Brakes (JB8). 10 Pieces.

**10-108** - LH Front ABS sensor



**1010-800**

**1010-115** - Left to Right front crossover 3/16" brake line feed.

**1010-116** - Left to Right rear 1/4" brake line feed.

**10-559-P** - Nylock Nut (5/8"-18) to secure brake hose end

**10-450** - Metric Banjo bolt. Used with 10-830 & 10-831

**10-452** - Copper washer for banjo bolt, .064 thick.



#### PROPORTIONING VALVE

**10-455** - Brass Proportioning Valve. Fits front disc, rear drum, up to 1996.





## FRONT BRAKE HDW for I-BEAM SUSPENSION


**19.5" DRW REAR DISC BRAKES**  
**UP TO 1996 W/O ABS**

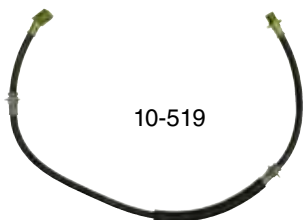
**FRONT ROTOR** *Single Piston Caliper*
**10-705 - 1976-96 Front Disc Only**

- I-Beam Suspension with DRW
- 19.5" Wheels
- Fits front disc on 4 wheel disc brakes
- 8 Lug & attaches to your five lug hub
- Uses 10-830 & 10-831 Single Piston caliper with 3.38" piston diameter
- Uses Brake Pad D-149


**10-781 - Front Lug Bolt; 5/8-18 x 2-3/16"****10-762 - Lug Nut; 5/8-18****10-997 - Dust cap. 2-1/2" O.D. hub hole**

FOR CALIPERS, PADS, BEARINGS AND SEALS SEE PG 26

## FRONT BRAKE HOSES



10-519



10-521

**10-519 - LH Front Brake Hose, 36.5" with I-Beam Suspension w/19.5" wheels with disc brakes, DRW****10-521 - RH Front Brake Hose, 23.5", with I-Beam Suspension w/19.5" wheels with disc brakes, DRW****10-559-P - Nylock Nut (5/8"-18) to secure brake hose end****10-450 - Metric Banjo bolt. Used with calipers 10-830 & 10-831****10-452 - Copper washer for banjo bolt, .064 thick.****10-456 - Brass Proportioning Valve. Fits 4 wheel disc, up to 1996. W/O ABS - Frame Mounted.**
**19.5" DRW REAR DRUM BRAKES**  
**1997 - ON W/ABS**
*Dual Piston Caliper***10-710 - 1997-99 Front Rotor with Hub**

- I-Beam Suspension
- 19.5" with DRW w/13 x 3.5" drum brakes
- 8 Lug, 6-1/2" C to C opposite lug
- **with ABS**
- Uses 10-802 Dual Piston caliper
- Uses Pad D-184

**10-782 - Front Lug Bolt; 9/16-16 x 2-5/32"****10-760 - Lug Nut; 9/16-16**

TRUCKS WITH 19.5" WHEELS WITH DRW DRUM BRAKES USE THESE COMPONENTS - PICTURES FOR PARTS ARE SHOWN ON PAGES 26-27

<b>10-802</b> Caliper	<b>10-533</b> Left Brake Hose	<b>10-738</b> Wheel Seal
<b>D-184</b> Brake Pad	<b>10-534</b> Right Brake Hose	<b>10-734</b> Outer Bearing
<b>10-450</b> Metric Banjo Bolt	<b>1010-900</b> Brake Line Kit	<b>10-739</b> Inner Bearing
<b>10-452</b> Copper Washer	<b>10-116</b> Left ABS Sensor	<b>10-783</b> Inner Race
<b>10-893</b> Brake Hardware Kit	<b>10-117</b> Right ABS Sensor	<b>10-761</b> Outer Race
(see column on right)	(see column on right)	(see previous page)

**19.5" DRW REAR DISC BRAKES**  
**1997-2005 W/ ABS**
**FRONT ROTOR**See pages 311-35  
for rear rotors**10-709 - Front Disc Only, fits 1997-05**

P-30, with 4 Wheel Disc, 19.5" wheel, I-Beam Suspension with ABS

**10-781 - Front Lug Bolt; 5/8-18 x 2-3/16"****10-762 - Lug Nut; 5/8-18****10-997 - Dust cap. 2-1/2" O.D. hub hole**
**BENDIX STYLE DUAL**  
**PISTON BRAKE CALIPERS**
*Dual Piston Caliper*

- 2.6" Piston Diameter
- Fits GMC/Chev. P-Series with I-Beam Suspension to 2005
- Fits Left or Right Front or Rear
- **New** not rebuilt - No core charge
- Use with our brake pad #D184

**10-802 - Left or Right - Front or Rear Dual Piston Caliper with ABS up to 2005****D-184 - Brake Pad for above caliper. Carbon-based metallic friction material. Specifically formulated for severe duty cycles and designed to protect your rotors.****10-450 - Metric Banjo bolt. Used with calipers 10-830 & 10-831****10-452 - Copper washer for banjo bolt, .064 thick.****10-893 Brake Hardware Kit**

(one axle set). Includes:

- (2) Support Springs
- (2) Keys
- (2) .025 & (2) .045 Shims
- (2) Caliper Bolts



## FRONT &amp; REAR ABS BRAKE LINES &amp; HOSES

**10-533 - LH Front Brake Hose, 42"L with I-Beam Suspension w/19.5" wheels with 4-wheel disc, DRW w/ ABS****10-534 - RH Front Brake Hose, 42"L with I-Beam Suspension w/19.5" wheels with 4-wheel disc, DRW w/ ABS****1010-900 - Front & Rear Brake Line Kit. Flexible & Steel lines from ABS Pump to Frame. I-Beam with 19.5" wheels, 4 wheel disc, FJ9. 10 pcs total.****10-116 - LH ABS sensor****10-117 - RH ABS sensor****1010-115 - Left to Right front crossover 3/16" brake line feed.****1010-116 - Left to Right rear 1/4" brake line feed.**10-533  
10-534

1010-900

## BEARINGS &amp; SEALS

**10-738 - Front Wheel Seal, '85-03****10-734 - Outer Front Wheel Bearing, '85-03****10-739 - Inner Front Wheel Bearing, '85-03****10-783 - Inner Race, '85-03****10-761 - Outer Race, '85-03**

10-738

10-734

10-739



**2006-ON FRONT & REAR BRAKE HDW BREMBO CALIPER****10,000 GVW**

**10-720** - Front rotor. Fits 52mm/2" two piston Brembo calipers. Has rust preventative coating for longer life. Fits 2006 -2008 Workhorse Chassis with I-Beam Suspension, 19.5" wheels with 4 wheel disc brakes. Uses pad D-1268

**10-711** - Rear Rotor with Hub. Fits 52mm/2" two piston Brembo calipers. Has rust preventative coating for longer life. Fits 2006 and Newer Workhorse Chassis with I-Beam Suspension, 19.5" wheels with 4 wheel disc brakes. Uses pad D-1268



**10-993** - Rear Wheel Seal.

Used when pads are D-1268


**10-995** - Hub/Axle Shaft Seal

**10-781** - Front Lug Stud; 5/8-18 x 2-3/16"

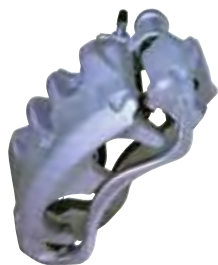
**10-627** - Rear Lug stud.

Length: 4.1"; Thread: 5/8-18; Knurl Dia: .642"; Shoulder Length: 1.25"; Serrated stud type. Used with 10711 rear rotor.

**10-762** - Lug Nut. 5/8-18 thread size.



**D-1268** Disc brake pads for 10-720 and 10-711. Fits trucks with 10,000 GVW.



Semi-Loaded Premium Disc Brake Caliper on Workhorse up to 10,000 lbs. Pistons: 2 x 52mm.

**10-752-LH** - Left Front, Right Rear

**10-752-RH** - Right Front, Left Rear



**80-572** - Caliper Brake Hardware. Fits Workhorse Chassis with 52mm/2" two piston **Brembo** Brakes with D-1268 pads.



**34-940**  
Front Shock Absorber, 3/4" Lower & Upper mount. Ext: 23.78" Collapsed: 15" 2006-2012



**34-957**  
Rear Shock Absorber 9/16" Upper Mount 9/16" Lower Mount Extended: 22.81" Collapsed: 14.42" 2006-2012



**10623** Front Brake Line Hose, Fits 2006-On two piston 52mm & 68mm Brembo Calipers. Fits Left or Right

**12,300 GVW & UP (W42)**

**10-986** - Front Rotor, with 10 mounting holes for hub. Used with 68mm two piston Brembo calipers. Fits 2006-On Workhorse chassis 4 wheel disc brakes. Uses pad D-1027

**10-992** - Rear Rotor, with 5 mounting holes for dual rear wheel hub. Used with 68mm two piston Brembo calipers. Rust preventative coating for longer life. Fits 2006 and on Workhorse chassis with 4 wheel disc brakes.



**10-558-L** - Left Rear, Right Front **NEW**

**10-558-R** - Right Rear, Left Front **NEW**

Brembo 68mm Dual piston caliper for the Workhorse chassis with 12,300 GVW and up. Includes caliper mounting bracket and pad hardware. Uses D1027 pads, (not included).



**10-781** - Front Lug stud, 5/8-18 thread, 2-3/16"L



**10-952** - Rear Wheel Seal. Used when pads are D-1027

**10-942** - Front Wheel Seal



**10-610** - Rear Lug stud - 5/8-18 thread, 3-13/16"L shoulder length: 17/32" knurl dia: .645"



**D-1027** - Front or Rear Disc brake pads for 2006 and newer Workhorse Chassis with 4 wheel disc and dual rear wheels with two piston 68mm Brembo calipers. Fits our 10-986 and 10-992 rotors. 12,300 GVW and up



**80-568** - 4 Pins and 4 Cotters for the D1027 brake pads



**10-960** Inner Bearing and Race, Front or Rear  
**89-435** Outer Bearing and Race, Front or Rear



**10-905**  
ABS Sensor Bracket



**10-756** - Inner Rear Wheel Bearing

**10-757** - Inner Rear Wheel Race

**10-758** - Outer Rear Wheel Bearing

**10-765** - Outer Rear Wheel Race **NEW**



**510-5006**  
90° ABS Sensor w/3' cable 2-pin plug

**Front/Rear Brake Hoses and Shocks fit both 10,000 GVW & 12,300 GVW, +**



**10-620** Rear Brake Line Hose, Fits 2006-On two piston 52mm or 68mm Brembo Calipers. Fits Left or Right

**ROTOR AND PADS that fit WORKHORSE W62 QUADRAULIC CALIPER****10-703 - Front or Rear Rotor**

Overall Dia: 15"  
Overall Depth: 3.5"  
Center Hole Dia: 5.4"  
Bolt Circle Dia: 6.75"  
Bolt Hole Size: 3/4"  
No. of bolt holes: 6

**10-695 - Front or Rear Rotor**

# on Rotor 07-00071  
Overall Dia: 15"  
Overall Depth: 3.21"  
Center Hole Dia: 6"  
Bolt Circle Dia: 7.25"  
Bolt Hole Size: 9/16"  
No. of bolt holes: 10



**10-578 - 4 Piston Quadraulic Caliper** with 70mm (2-3/4") piston diameters. Includes anti-rattle spring with bolt, lining spacers and bleeder valves. This caliper can be used on the left, right, front, or rear. Equalizer line and bleeder valves may have to be switched depending on which side of the vehicle the caliper is installed. Uses brake pad D769.

**22-615 - Pad Hardware Set.**

One axle set. Includes:  
(2) Anti-Rattle Spring  
(2) Bolt for Spring  
(4) Lining Spacers  
(4) Bolts for Lining Spacers



**D-769 Brake Pad set**, severe duty, one axle set. Front or Rear.



**10-905 - ABS Sensor Bracket**



**510-5600 - ABS Sensor Bracket**



**10-911 - ABS Sensor Bracket** used on some Workhorse trucks. New Heavy-duty much taller in design.



**10-948 - Front Outer Bearing**



**10-944 - Front Inner Bearing**



**90-524 - Rear Pinion Seal**



**10-1608 - Hub oil cap with window**, Includes gasket.



3-5/8" Bolt Circle  
2-3/8" Inside Flange Dia.  
4-1/4" Outer Flange Da.



**10-3982 - Rear Bearing**  
2.5 I.D. x 1.183



**10-003 - Rear wheel seal.**



**10-004 - Hub grease cap with gasket**



**10-005 - Gasket for grease cap**

3-5/8" Bolt Circle  
2-1/2" Inside Flange Dia.  
4-1/2" Outer Flange Da.



**510-5006 - ABS Sensor**, 3' Cable, 90 Degree Mount, 2-pin.



# Parts for your whole fleet.



# MillSupply.com



# EMERGENCY DRIVE LINE BRAKE PARTS (MOUNTED ON REAR OF TRANSMISSION) **19.5" 4 WHEEL DISC BRAKES**



- PBH-20** - Parking brake handle, for single or dual rear wheel vehicles. That fit GM chassis with 16" and 19.5" wheel. Open end for cable mount. Handle turns to adjust tension on cable.
- 10-970** - Parking Brake Handle for single or dual rear wheel. Fits GM/Workhorse Chassis step van type vehicles. Has closed end for cable mount. Handle turns to adjustable.
- 10-975** - Emergency 'Drive-Line' Brake Assembly (for drive shaft emergency brakes). 11" x 2". Fits Chevrolet P-Chassis & Workhorse Chassis with 19.5" wheels. Made in USA. Use with 10-976 cable.
- 10-804** - Stamped Steel Brake Drum with hub.
- 89-907** - U-Joint clamp kit, 1-13/16" center to center mount holes.
- 10-808** - Cast Brake Drum. Used on emergency brake on drive line. Use with 10-975 brake shoe assembly.
- 10-594** - 12" Emergency brake cable. Mounts directly to 10-975 brake assembly. Has 2" end studs.
- 10-592** - 95" Emergency Brake Cable, **Pedal operated**. Fits trucks with 19.5" wheels.
- 10-976** - 91" Emergency Brake Cable to drive line, **handle operated**. Used with PBH20, open end handle. 19.5" wheels.
- 10-552** - 91" Emergency Brake Cable to drive line, **handle operated**. Used with 10-970 closed end handle



**BRAKE LINES KITS AND PARTS****BRAKE LINE REPLACEMENT KITS**

99-316 ..... 3/16" Brake Line Kit, 110 pieces and 25' brake tubing

99-214 ..... 1/4" Brake Line Kit, 41 pieces and 25' brake tubing

**BRAKE LINE TUBING**

99-316T .... 3/16" Brake Line Tubing, (25 ft. length)

99-214T .... 1/4" Brake Line Tubing, (25 ft. length)

99-250 ..... 1/4" Brake Line Tubing, (50 ft. length)

**BRAKE LINE FITTINGS**

99-318 ..... 3/8"-24 Short Inverted Flare Nut, fits 3/16" tube

99-319 ..... 3/8"-24 Long Inverted Flare Nut, fits 3/16" tube

99-323 ..... 3/8"-24 Inverted Flare Union, fits 3/16" tube

99-320 ..... 7/16"-24 Short Inverted Flare Nut, fits 3/16" tube

99-321 ..... 1/2"-20 Short Inv. Flare Nut, 1/2" Hex head, 3/16" tube

99-324 ..... 1/2"-20 Short Inv. Flare Nut, 9/16" Hex head, 3/16" tube

99-322 ..... 9/16"-18 Short Inverted Flare Nut, fits 3/16" tube

99-216 ..... 7/16"-24 Short Inverted Flare Nut, fits 1/4" tube

99-217 ..... 7/16"-24 Long Inverted Flare Nut, fits 1/4" tube

99-222 ..... 7/16"-24 Inverted Flare Union, fits 1/4" tube

99-219 ..... 9/16"-18 Short Inverted Flare Nut, fits 1/4" tube

**This Brake Line  
will Not Rust!**

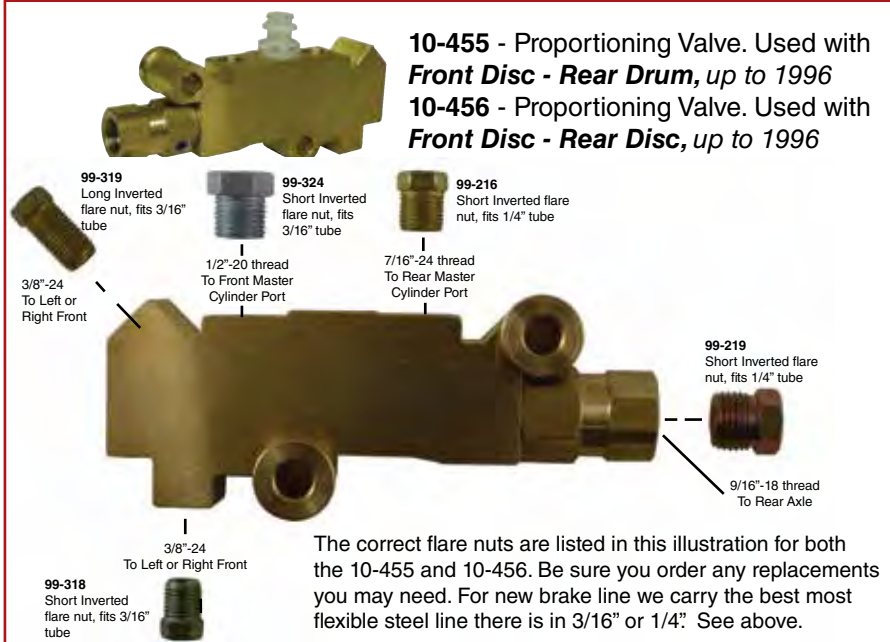

- Flexible brake tubing makes bending and flaring a breeze
- Conforms to SAE Hydraulic Brake Tubing specifications, pressure rated up to 3000 psi
- Find all necessary connectors and fittings in one easy-to-use kit for standard threads
- Cuts labor time by more than 50%

**Short  
Flare Nut****Union****Long  
Flare Nut****Brake Bleeder Removal Tool****Easy as 1,2,3**

- 1 Insert special sized pin into the bleeder screw.
- 2 Install removal tool into air chisel and shock bleeder from top.
- 3 Remove bleeder screw.

**99-400**

The ultimate brake bleeder removal tool kit. One piece design tool is perfect for tight spaces. No more drilling, tapping or heating. Decreases the risk of damaging the caliper. Completes brake jobs faster and avoids delays. Works with aluminum and cast iron calipers. Replacement bleeder screws included.

**FRONT BRAKE LINE KITS FROM ABS PUMP TO FRAME**

**1010-700 - Front Brake Line Kit.** Fits GM/Workhorse Chassis with **Independent Suspension with 16" or 19.5" Wheels** with Disc or Drum Brakes (JB8). Includes flex and steel lines from ABS Pump to Frame. 8 Pieces. These brake lines will work on RV's.

**1010-800 - Front Brake Line Kit.** Fits GM/Workhorse Chassis with **I-Beam Suspension with 16" Wheels with 2 Wheel Disc and Rear Drum Brakes (JB8)**. Includes flex and steel lines from ABS Pump to Frame. 10 Pieces.

**1010-900 - Front Brake Line Kit.** Fits GM/Workhorse Chassis with **I-Beam Suspension with 19.5" Wheels with 4 Wheel Disc and Dual Rear Wheels (FJ9)**. Includes flex and steel lines from ABS Pump to Frame. 10 Pieces.

**115** **116**


**1010-115 - Left to Right front crossover 3/16" brake line feed.**  
**1010-116 - Left to Right rear brake 1/4" feed.**

# 16" & 19.5" 13" x 3.5" REAR DRUM BRAKES

## 14 BOLT REAR END PARTS

**89-470****5 - Bearing Kit**

Includes all items with \* next to picture. 1988-03

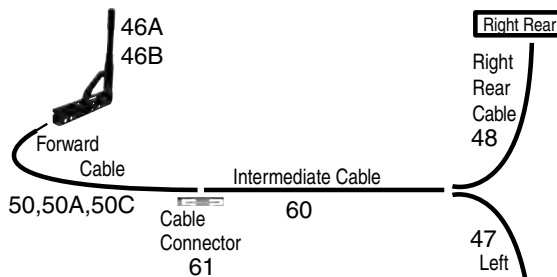
**3A****2B****58****4A**

U-Bolts and Bearing Clamps are only to be used once.

End

**46A** open end

**46B** closed end  
(See pg 30 for detailed illustration of ends.)

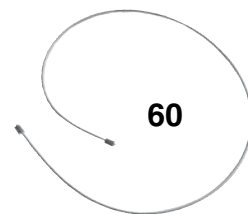


Right Rear


Right Rear Cable 48

47 Left Rear Cable

Left Rear

**60****61****BRAKE SHOE & HARDWARE KIT****89-400****43****13" x 3-1/2"**

Single or Dual Rear Wheel Brake Shoe Kit for trucks that use 13" x 3-1/2" brake shoes. Fits all 1-ton trucks with 16" wheels, 1984-on. Complete kit with brake shoes, cylinder, springs and all hardware to completely replace both sides. (Does not include backing plate.) Comes unassembled.

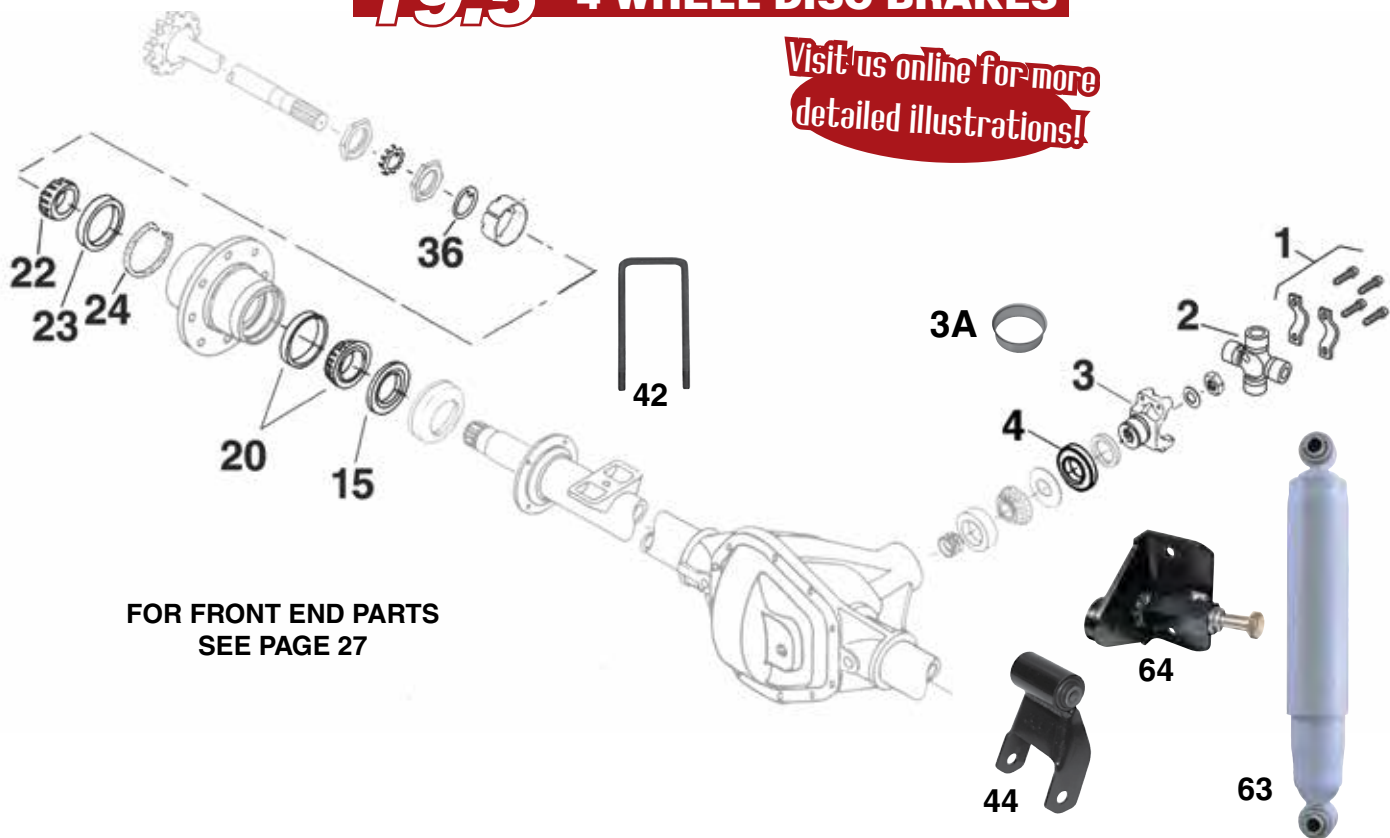
**64****63****51****13" x 3-1/2" Shoes****59****52****53****42****44****44A****44B****44C****55****54**

# 16" & 19.5" 13" x 3.5" REAR DRUM BRAKES


## 14 BOLT REAR END PARTS

Index No.	Description	Part No.	Replaces OEM No.
2	U-Joint Clamp Kit, Bolt Style for Pinion Yoke #89-423 (1-21/32" C to C mount holes)	89-908	
2	U-Joint Clamp Kit, Bolt Style for Pinion Yoke #89-431 (1-13/16" C to C mount holes)	89-907	
2B	U-Joint (A Dim: 3-5/8") trade no. 331; with 16" wheels up to 2003	89-902	
2B	U-Joint (A Dim: 4-3/16") trade no. 330; 4 bearings; with 19.5" wheels up to 2005	89-903	
3	Pinion Yoke, Fits 3-5/8" U-joint (Includes: U-joint clamp kit and pinion seal ) 1998-03	89-423	26060882
	Can be used on older models pre-1997 if you add # 89-472 (Pinion bearing retainer) and 89-427 (Crush sleeve).		
3	Pinion Yoke (Fits 4-3/16" U-Joint #89-903 and 89-907 clamp kit)	89-431	26064017
3A	E-Z Sleeve for Pinion Yoke <b>1975-1996</b> (stainless steel, hardened chrome)(restores worn yoke to give it new life)	89-461	
4	Pinion Seal, <b>1975 - 97, 2.20"</b> (Single lip seal)	89-419	26004811
4	Pinion Seal, <b>1998 - 03, 2.37"</b> (Triple lip seal)	89-424	26064030
4A	Pinion Seal Kit, Includes: Pinion Seal (old & new style), nut, crush sleeve, washer	89-914	
*5	Bearing Kit, Incl: 5 Bearings, Pinion nut, Washer, Crush sleeve. <b>1988-03</b>	89-470	
6	Pinion Bearing Retainer, <b>1998-03</b>	89-472	26061404
7	Crush Sleeve	89-427	26008741
11	Differential Open Case (w/o internals & bolts - 3.73 and 4.10) Fits 1975+	89-432	26067357
11A	Differential Ring Gear Bolt for 3.73 & 4.10 Diff. Case. (12 needed) sold each	89-437	12479386
13	Cover, 14 bolt. without bolts and gasket	89-455	
20	Wheel Oil Seal for dual rear wheel	89-440	2081
21	Outer Bearing and Race for dual rear wheel hub	89-441	A38
23A	Inner Race for dual rear wheel	89-443	382A
23B	Inner Bearing for dual rear wheel	89-444	387AS
24	E-Z Axle Housing Sleeve (shaft resleeving) (stain. steel, hardened chrome)	89-463	
26	Rear axle hub for 16" dual rear wheels	10-982	352982
42	11" U-Bolt with nuts and washers	10-480	
42	13" U-Bolt with nuts and washers	10-484	
43	Brake Shoe & Hardware Kit for trucks with 13" x 3-1/2" brake shoes & dual rear wheels (pair of L & R)	89-400	
44	Shackle, 9/16" bolt hole, 4" center to center bolt holes	10-445	
44A	Bushing for leaf spring, 9/16"ID; 1-1/2"OD. 3" long	10-432	
44B	Leaf Spring Hanger Bracket, front of rear	10-446	
44C	Leaf Spring Hanger Bracket, rear of rear	10-447	
45	Rear Drum ( <b>Dual Rear Wheel</b> ) with 13" x 3-1/2" brake shoes	10-702	
45	Rear Drum ( <b>Single Rear Wheel</b> ) with 13" x 3-1/2" brake shoes	10-726	
46A	Emergency Brake Handle <b>with open end</b>	PBH-20	
46B	Emergency Brake Handle <b>with closed end</b>	10-970	
47	50.5" LH Emergency Brake Cable, Dual Rear Wheel	10-965	15624631
48	85" RH Emergency Brake Cable, Dual Rear Wheel	10-967	15624632
50	84" Emergency Brake Cable <b>Handle Operated</b> , with dual rear wheels (Used with handle PBH20 - Loc. 46A)	10-964	15625474
50A	89" Emergency Brake Cable <b>Handle Operated</b> , with dual rear wheels (Used with handle 10-970 - Loc. 46B)	10-973	
50A	97" Emergency Brake Cable <b>Handle Operated</b> , (Used with handle PBH20 - Loc 46A)	10-864	
50A	97" Emergency Brake Cable <b>Handle Operated</b> , with dual rear wheels (Used with handle 10-970 - Loc. 46B)	10-979	
50C	99" Emergency Brake Cable <b>Pedal Operated</b>	10-599	
51	Riveted Brake Shoes for 13" x 3-1/2" rear brakes. (trade # D452)	10-601	
52	Left Self Adjusting Brake Hardware Kit, Includes: Lever, Over-ride Spring, 2 Adj. Levers, Link	10-910	
53	Right Self Adjusting Brake Hardware Kit, Includes: Lever, Over-ride Spring, 2 Adj. Levers, Link	10-912	
54	Drum Brake Spring and Hold Down Kit. One axle set. Includes: Brake Spring, Adjusting Screw Spring, Pins, Top and Bottom Cups, Springs, Pin Locks. Fits Series 30, 3500, '76-03	10-921	
55	16" Splitter Brake Hose	10-509	
56	Rear Lug Bolt, 9/16-18 x 3-17/32", Dual Rear Wheels with 13" x 3-1/2" Rear Drums, 16" wheel, P-30 1977-03	10-794	
57	Lug Nut 9/16-18; Dual Rear Wheels with 13" x 3-1/2" Rear Drums	10-760	
58	Drive Shaft Center Support (Carrier Bearing) 1.3780 I.D.; fits 88-03 Chev P30	89-920	
58	Drive Shaft Center Support (Carrier Bearing) 1.5748 I.D.; fits 88-03 Chev P30	89-922	
59	Wheel Cylinder with mounting bolts and links, fits LH or RH	10-899	
60	Intermediate Parking Brake Cable, 44.5"L. Fits 133" wheelbase	10-537	
60	Intermediate Parking Brake Cable, 67.75"L. Fits 157" wheelbase	10-538	
60	Intermediate Parking Brake Cable, 89"L. Fits 178" wheelbase	10-540	
61	Cable Connector, Used on intermediate parking brake cables	10-541	
63	Shock absorber, Rear. Extended: 23.26", Collapsed: 14.23", Upper & Lower Mount: 9/16" ID	34-960	
64	Left rear upper shock mount	89-011	
64	Right rear upper shock mount	89-012	



**UP to 2005 DANA 80 513 REAR END PARTS****19.5" 4 WHEEL DISC BRAKES***Visit us online for more  
detailed illustrations!*

**FOR FRONT END PARTS  
SEE PAGE 27**

**SPECIFIC PARTS THAT FIT UP TO 1996****SPECIFIC PARTS THAT FIT FROM 1997-2005**

**Looking for Brake lines and fittings? See Page 31**

# UP to 2005 DANA 80 513 REAR END PARTS

## 19.5" 4 WHEEL DISC BRAKES

### PARTS THAT FIT ALL YEARS UP TO 2005

1.....U-Joint Clamp for 89-903 (1-13/16" C to C mount holes).....	89-907
2.....U-Joint, most popular with I-Beam Suspension Workhorse and Chev. P-Chassis w/19.5 wheels.....	89-903
3.....Pinion Yoke ( <i>Used with 89-903 U-Joint and 89-907 U-Joint Clamp Kit</i> ).....	90-523
3A.....E-Z Sleeve for 513 Pinion Yoke (stainless steel, hardened chrome) Restores worn yoke to give it new life.....	90-561
4.....Pinion Seal.....	90-524
15.....Inner rear wheel seal, used on units with single or dual piston calipers.....	10-952
36.....Washer.....	89-451
42.....11" U-Bolt with nuts and washers.....	10-480
42.....13" U-Bolt with nuts and washers.....	10-484
44.....Shackle, 5/8" bolt hole, 4.312" center to center bolt holes.....	10-431
63.....Shock absorber, Rear. Extended: 23.26", Collapsed: 14.23", Upper & Lower Mount: 9/16" ID.....	34-960
64.....Left rear upper shock mount.....	89-011
64.....Right rear upper shock mount.....	89-012

### SPECIFIC PARTS THAT FIT UP TO 1996

#### AXLE & BRAKE COMPONENTS FOR INDEPENDENT & I-BEAM SUSPENSION with SINGLE PISTON CALIPERS

20.....Inner rear wheel bearing and race, <b>single piston caliper</b> .....	10-956
22.....Outer rear wheel bearing, <b>single piston caliper</b> .....	89-439
23.....Outer rear wheel race, <b>single piston caliper</b> .....	89-443A
24.....Retaining Ring.....	89-454
30.....Left Single Piston Caliper that fits GM P-Series with Independent or I-Beam Suspension. <b>NEW</b> not rebuilt.....	10-831
.....No core charge, use with D-149 brake pad. (Casting # on caliper 2238462)	
30.....Right Single Piston Caliper that fits GM P-Series with Independent or I-Beam Suspension. <b>NEW</b> not rebuilt.....	10-830
.....No core charge, use with D-149 brake pad. (Casting # on caliper 2238461)	
30.....Set of Left & Right Single Piston Calipers. Set Includes: 10-831& 10-830.....	10-830K
31.....Brake Pad for above single piston calipers. Carbon-based metallic friction material. Abex commercial grade.....	D-149
40.....Rear Rotor only for 79-96, Dual Rear Wheels P-30 w/4 Wheel Disc, 19.5" wheel, Ind. or I-Beam Suspension.....	10-706
55.....Right Rear brake hose, 19.5" wheels with rear disc brakes.....	10-505
55.....Left Rear brake hose, 19.5" wheels with rear disc brakes.....	10-506
58.....Drive Shaft Center Support (Carrier Bearing) 1.5748 I.D.; fits 88-03 Chev P30.....	89-922
59.....16" Splitter Brake Hose.....	10-509
60.....Rear Lug Bolt, fits 79-96, Dual Rear Wheel w/4 Wheel Disc Brakes, 19.5" wheels, 5/8"-18 x 3-1/16".....	10-792
64.....Lug Nut: 5/8"-18.....	10-762

### SPECIFIC PARTS THAT FIT FROM 1997 - 2005

#### AXLE & BRAKE COMPONENTS FOR I-BEAM SUSPENSION with DUAL PISTON CALIPERS with ABS

20.....Inner rear wheel bearing, <b>dual piston caliper</b> .....	10-756
20.....Inner rear wheel race, <b>dual piston caliper</b> .....	10-757
22.....Outer rear wheel bearing, <b>dual piston caliper</b> .....	10-758
23.....Outer rear wheel race, <b>dual piston caliper</b> .....	10-759
33.....Left or Right Dual Piston Caliper (Bendix style) Front or Rear w/ ABS up to 2005 that fits GM/Workhorse P-Series.....	10-802
.....with I-Beam Suspension, <b>NEW</b> not rebuilt No core charge, use with D-184 brake pad.	
34.....Brake Pad for 10-802 caliper. Carbon-based metallic friction material. Abex commercial grade.....	D-184
48.....Rear Rotor only, fits 97-05 P-30, 4 Wheel Disc with dual rear wheels, 19.5" wheel, I-Beam Suspension.....	10-713
57.....Left Rear Brake hose, fits 97-05 4-wheel disc, 19.5" wheels, I-Beam Suspension, w/o Brembo calipers.....	10-503
57.....Right Rear Brake hose, fits 97-05 4-wheel disc, 19.5" wheels, I-Beam Suspension, w/o Brembo calipers.....	10-504
61.....Rear Lug Bolt, fits 97-05, Dual Rear Wheels w/4 Wheel Disc brakes, 19.5" wheels, 5/8"-18 x 3-13/16".....	10-610
62.....Lug stud, thread: 5/8-18, length: 2-3/16", shoulder length: 19/32", knurl dia: .715.....	10-781
64.....Lug Nut. 5/8-18 thread size.....	10-762

**WHEELS & HARDWARE****16" WHEELS****WHEELS**

- 8 Lug
- 4 Hand holes
- 6.5" Bolt circle
- 5" Offset
- 4.56" Center bore
- 2440 lbs. - 80 psi.

**89-221**  
16" x 6K, Dual Wheel Rim for  
the 1976-2000 P-Chassis.

- Accuride #29587

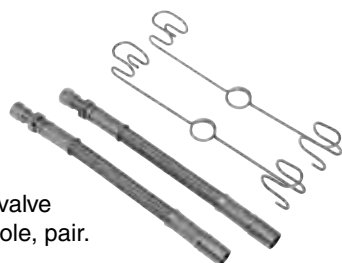
**89-226**  
16" x 6.5J" Hub Piloted Dual Wheel Rim  
for the 2001-2005 P-Chassis

- Accuride #29588

**SIMULATORS**

**89-350** - 16" Dual Wheel, 8 Lug, 1" Lug Nut Covers.

- Under the lug installation provides secure mounting
- Mirror polish stainless steel for lasting beauty
- 3 Year limited warranty

**HARDWARE**

**89-228** Dual wheel valve  
extension kit, oval hole, pair.

**19.5" WHEELS****WHEELS**

**89-224**  
19.5" x 6" Dual Wheel Rim that fits  
GM. 8 lugs and 4 hand holes.  
Accuride #29015



**89-223**  
19.5" x 6" Wheel Rim that fits GM.  
Dual wheel with 10 lugs and 5  
hand holes.  
Accuride #29667

**SIMULATORS**

**89-356** - 19.5" Wheel Simulators, Dual Wheel, 5 Lug  
Front, 10 Lug Rear. '73 - Current

- Bolts on without using the wheel lug nuts
- Does not violate chassis manufacturer's warranty
- 3 Year limited warranty



**89-377** 19.5" Wheel Simulators, Over-lug design, fastens  
with bracket that is mounted to wheel.

- Made from high polished, durable stainless steel
- Installs within a few minutes with patented ring retention
- No lug nut removal
- Rear valve extensions are included for easy air inflation
- 3 Year limited warranty



## REPLACEMENT FILLER TUBES that fit Utilimaster, Morgan Olson & U.C.B.C.



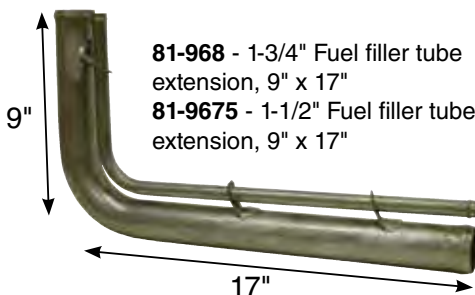
**81-098** - Replacement Gas cap only. (included with 81-983) Only fits our filler tubes.



**81-918** - Replacement Diesel cap only (included with 81-976)

**81-983** - Gas Filler neck with black cap. Reduces to 1-3/4" dia. and has 5/8" vent tube.

**81-976** - Diesel Filler neck with green cap. Reduces to 1-3/4" and has 5/8" vent tube.



**81-968** - 1-3/4" Fuel filler tube extension, 9" x 17"

**81-9675** - 1-1/2" Fuel filler tube extension, 9" x 17"



**33-420**  
Fuel Tank Door with Hinge, 6-3/8" x 8-1/4"  
Utilimaster



**GS-1015**  
Tank Door Spring



**33-314**  
Gas Tank Door Spring

See page 81 for other Fuel Tank Doors



**81-989**  
Oblong fuel filler dish. Painted black steel, 4-3/4" x 5-3/4". Used on newer UCBC. Original may have been plastic.



**81-995**  
Round Flange S.S. fuel fill dish; 6-1/4" outside dia. Universal fit and used on Older UCBC vehicles.

## FLEXIBLE FILLER HOSE



**81-954**..... Flexible filler hose, 1-3/4" I.D. x 36"

**81-993**..... Flexible filler hose, 1-1/2" I.D. x 36"

**81-858**..... Flexible vent hose, 5/8" I.D. x 36"

## FUEL CAPS

\* Pre-vent® minimizes fuel expulsion when cap is removed



**81-911- Non-Locking Fuel Cap**, Fits '98 - on, Workhorse Chassis



**81-913 - Locking Fuel Cap**, Fits '98 - on, Workhorse Chassis



**81-900 - Non-Locking Fuel Cap**, All '79 - '97, except '96-'97 6.5L



**81-902 - Locking Fuel Cap**, All '79 - '97, exc. '96-'97 6.5L



**81-901 - Non-Locking Fuel Cap with Pre-vent®**, All '79 - '97 except '96 - '97 6.5L



**81-903 - Locking Fuel Cap with Pre-vent®**, All '79 - '97, except '96 - '97 6.5L



**81-938 - 2" Threaded Brass Non-Locking Fuel Cap**, non vented. Fits all Mill Supply threaded filler necks.



**81-812 - 2" Threaded Brass Locking Fuel Cap**, non vented. Fits all Mill Supply threaded filler necks.



**81-918 - Non-Locking Diesel Fuel Cap with Pre-vent®** Green in color.



**81-098 - Non-Locking Gas cap** (included with 81-983) Only fits our filler tubes

**40 GALLON TANKS FOR WORKHORSE CHASSIS****2010 & Up**

**82-017**  
**40 Gallon 2010-On**  
**Workhorse Tank**

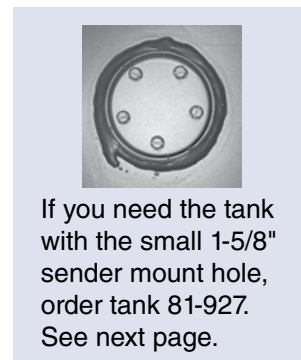


**REPLACEMENT FUEL TANK STRAPS**  
**82-112** - Upper fuel tank strap for 82017  
**82-116** - Lower fuel tank strap for 82017

**REPLACEMENT FUEL PUMP MODULE**  
**81-819** - Fuel Pump Module for 82017  
**81-820** - Replacement O-ring



40 Gallon tank for unleaded gas. Fuel filler is 5" from right side of tank. The fuel sender now uses a new style mount that eliminates the hard to remove snap ring. A new flat ring plate mounts the fuel sender using stainless steel bolts that won't rust. Always order a new O-ring (81-820) when ordering this tank even if you are using your original fuel sender.



If you need the tank with the small 1-5/8" sender mount hole, order tank 81-927. See next page.

**2004 & Up**

**82-015**  
**40 Gallon 2004-On**  
**Workhorse Tank**  
**with large fuel sender opening.**

40 Gallon tank for unleaded gas or diesel fuel. Fuel filler is 4" from right side of tank. The fuel sender now uses a new style mount that eliminates the hard to remove snap ring. A new flat ring plate mounts the fuel sender using stainless steel bolts that won't rust. Future fuel sender replacements are now an easy operation. Always order a new O-ring (81-820) when ordering this tank even if you are using your original fuel sender. Replaces Workhorse# W0010467.



81-893



**Now... Simpler**  
**Fuel Sender**  
**Mount**



81-820



**Fuel Sender**  
**& O-Ring are**  
**not included**



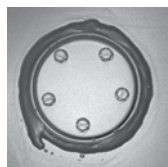
81-352

**This tank can be used with these fuel senders:**

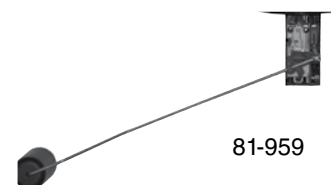
**81-893** - Fuel sender for 4.8L gas engine  
**81-811** - Fuel sender for 5.7L gas engine  
**81-891** - Fuel sender for 6.0L gas engine  
**81-813** - Fuel sender for all Diesel engines with large fuel sender hole

**Additional Fuel Tank Components**

**81-820** O-ring, **Recommended when ordering this tank (even if you are using your original fuel sender)**  
**81-824** Replacement pigtail for your fuel sender  
**81-352** Fuel filler adapter and fuel filter  
**81-919** Upper fuel tank strap  
**81-921** Lower fuel tank strap  
**81-909** T-bolt for fuel tank straps  
**81-858** 5/8" flexible vent tube  
**81-954** 1-3/4 flexible filler tube

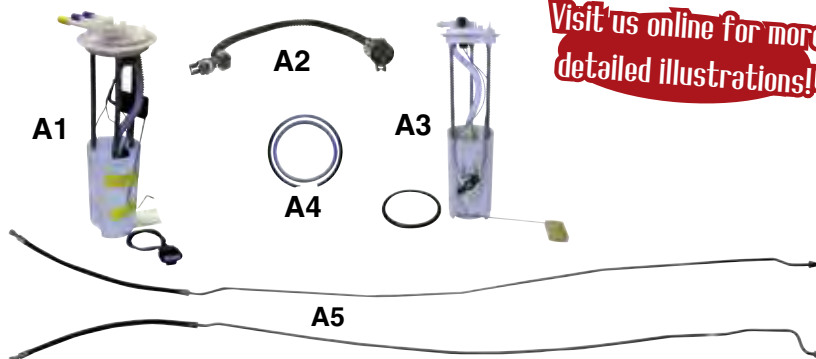
**FUEL TANKS, SENDING UNITS & FUEL PUMPS****2003 & Up**

Please double check  
measurements of your  
tank before ordering.

**81-927****40 Gallon 2003-On****Workhorse Tank****with small fuel sender opening**

**81-927** - 40 Gallon diesel fuel tank with small 1-5/8" fuel sender opening with a 5 hole mount. Dim: 32"W x 26"D x 13"H. Tank fits Workhorse Chassis 2003 and newer with Grumman/Morgan Olson, Utilimaster, or UCBC bodies. Fuel filler hole is 5" from right side of tank. Uses 81-954 filler hose and 81-858 vent hose. Replaces Workhorse OE# W0011035. Must be shipped freight.

**81-959** - Fuel sender gauge that mounts in tank. Fits 40 gallon diesel center mount tank on Workhorse chassis.

**1998-03**

Visit us online for more  
detailed illustrations!

- A** ..... **81-916** ..... **40 Gallon Fuel Tank** that fits 1998-03 Workhorse Chassis, Dim: 28-1/4" x 34-3/4" x 12-1/2". For gas engines use fuel pump 81-811. For diesel engines use fuel pump 81-813. Fits straps 81935, filler hose 81-954, vent hose 81-858
- A1** ..... **81-811** ..... **Fuel Pump and Sending Unit Assembly** that fits 1998-on Workhorse Chassis with 350 c.i. Gas Engines. Mounts with snap ring #81-807 (not included). Filler extends to side. This unit comes with a 4-wire harness with 5" blunt cut leads. If you need a complete harness, see 81-824. This fuel pump replaces OE #25178125, Delco #MU-100.
- A2** ..... **81-824** ..... **Wiring Harness** for 81-811 sending unit. When replacing 81-811 sending unit we recommend replacing this wire harness also. This is a 2ft harness that extends from the sending unit and has an OE round socket for the vehicle side. Some splicing will be required.
- A3** ..... **81-813** ..... **Sending Unit Assembly**, 1998-on Workhorse Chassis, 6.5 Liter Diesel Engine. Replaces OE #25178126, Delco #MU-101. Mounts with snap ring #81-807 (not included).
- A4** ..... **81-807** ..... **Snap Ring & O-Ring** for sending units 81-811 and 81-813
- A5** ..... **81-801** ..... **Replacement Gas Lines**, Includes the pressure and return lines for 81-811 sending unit. Extends from the sending unit to the fuel filter. We have made a steel fuel line kit (81-801) that extends to the filter and replaces the original 5/16" and 3/8" line. We used quick connect couplers to snap right on to the fuel pump.

**NEW****SwipeLock Lockbox**

**The perfect fuel card security  
solution for fleet owners with  
multiple trucks! 84-850**


**NEW**

No more tracking down and replacing lost  
cards or managing employee spending habits.

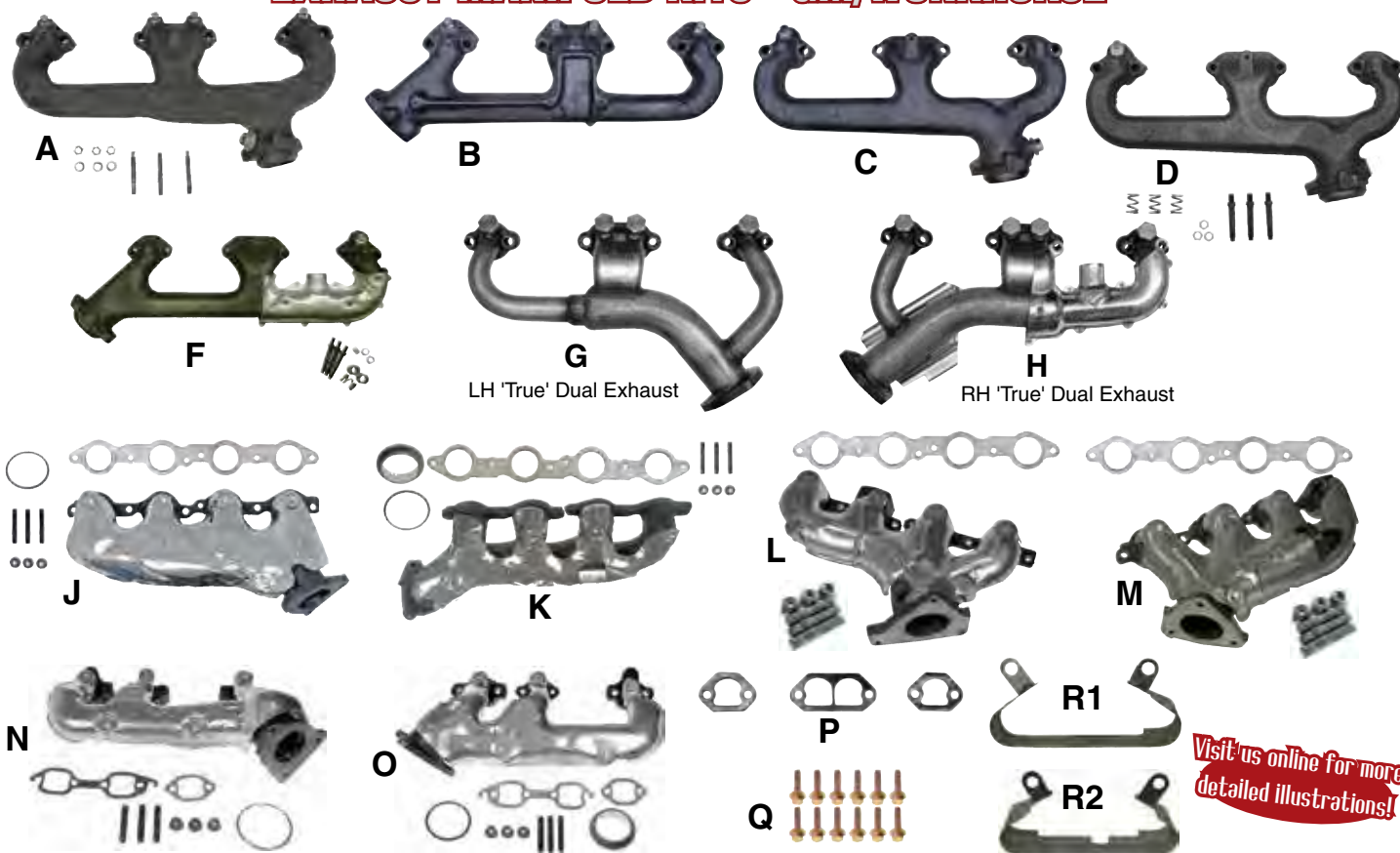


Created to minimize the headaches of fleet managers, the SwipeLock lockbox keeps your fuel card secured to each vehicle directly above the fuel tank. The 10-ft retractable cable ensures the card reaches the pump and only the pump.




**FUEL TANK, SENDING UNITS & FUEL PUMPS***Please double check measurements of your tank before ordering.***1987-97****1981-86****1980-81****1973-79**

- B ..... 81-906 ..... 40 Gallon Fuel Tank** that fits 87-97 P-Chassis with fuel injection. Dim: 28-1/4" x 34-3/4" x 12-1/2". Filler located in corner of tank. Uses straps 81935, filler hose 81-954, vent hose 81-858.
- B1 ..... 81-985 ..... Sending Unit** for multi-port fuel injection 350 gas engine. Includes O-ring and lock ring. Fits years 96-97. The fuel pump 81-808 and strainer (fuel sock) 81-897 are not included with the sending unit.
- B2 ..... 81-808 ..... Fuel Pump** for multi-port fuel injection 350 and 454 c.i. gas engine. Fits years 96-97. Used with sending unit 81-985. Order strainer (fuel sock) 81-897 (not included).
- B3 ..... 81-897 ..... Strainer** (fuel sock) for 81-808 fuel pump. Not included with fuel pump.
- C1 ..... 81-980 ..... Sending Unit** for throttle body 350 gas engine. Fits years 87-95. The fuel pump 81-810 and strainer (fuel sock) 81-899 are not included with the sending unit.
- C2 ..... 81-810 ..... Fuel Pump** for 81-980 sending unit. Fits years 87-95. Used with throttle body injection. Order strainer 81-899 (not included).
- C3 ..... 81-899 ..... Strainer** (fuel sock) for 81-810 fuel pump.
- D ..... 81-908 ..... 40 Gallon Fuel Tank** that fits 82-86 w/350 carb. engine and 82-97 6.2 & 6.5L diesel engine w/pump on engine & inline pump. Dim: 28-1/4" x 34-3/4" x 12-1/2". Large filler located in corner of tank. If you have 2 hose connections on sending unit use 81-975. Fits straps 81-935, filler hose 81-954 & vent hose 81-858. Includes O-ring and lock ring.
- D1 ..... 81-975 ..... Sending Unit** with lock ring that fits 1981-86 P-Chassis with 2 hose connections. (The 3 hose connection sending unit is no longer available.)
- E ..... 81-805 ..... Fuel Pump** with packard connector for 1981-97 P-Chassis with 6.2 or 6.5 Liter Diesel engines. Frame Mounted.
- F ..... 81-912 ..... 30 Gallon Fuel Tank** that fits 1980-81 P-Chassis. Dim: 28-1/2" x 29" x 13". 90 degree filler pipe on top, 10" from front. Check location of filler tube on 1981 trucks. Use with 81-975 sending unit and 81-926 straps.
- F1 ..... 81-975 ..... Sending Unit** for 81-912 tank
- G ..... 81-914 ..... 30 Gallon Fuel Tank**, that fits 1976-79 P-Chassis. Dim: 45-1/2" x 19-1/4" x 11-1/4". Straps 81-926 work with slight alteration.
- H ..... L001 ..... Lock Ring and O-Ring Set** for 1979-1997 tanks
- J ..... 81-960 ..... Rubber Insulation** for gas tank straps, 10 ft length. Enough for both straps (one tank)
- K ..... 81-926 ..... Fuel Tank Strap** (one pair) for 81-912. Will fit 81-914 with alterations.
- K ..... 81-935 ..... Fuel Tank straps** (one pair) for 81-906, 81-908, 81-910 and 81-916.
- M ..... 81-954 ..... 1-3/4" x 36" Flexible filler hose..**
- N ..... 81-858 ..... 5/8" I.D. x 36" Flexible vent hose.**

**EXHAUST MANIFOLD KITS - GM/WORKHORSE**


Visit us online for more  
detailed illustrations!

- A .....57-355 .....Left exhaust manifold kit that fits 1979-86 Chevy w/ 8 cylinder 5.7L/350 CID. Includes: 3 studs, 3 washers, and 3 nuts. Order gasket set 57-390 separately.
- B .....57-357 .....Right Exhaust manifold kit that fits 1979-86 Chevy w/ 8 Cylinder 5.7L/350 CID. Includes: 3 studs, 3 washers, and 3 nuts. Order gasket set 57-390 separately.
- C .....57-360 .....Left Exhaust manifold kit that fits 1987-95 Chevy w/ 8 Cylinder 5.7L 350 CID. Includes: 3 studs, 3 nuts. No additional donut needed. Order gasket set 57-390 separately.
- D .....57-385 .....Left Exhaust manifold kit that fits 1996-on GM/Workhorse w/ 8 cylinder 350 c.i. engine. Includes fitting for EGRV recirculating pipe (recirculating pipe not included). Order gasket set 57-390 separately.
- F .....57-363 .....Right Exhaust manifold kit that fits 1987-on GM/Workhorse w/ 8 cylinder 350 CID. Includes: 3 studs, 3 nuts, and springs. Comes with preheat shield used on older trucks but can be removed easily for newer models. Order gasket set 57-390 separately.
- G .....57-366 .....Left Exhaust manifold that fits 1985-88 P-30 chassis w/350 c.i. eng. code M, Dual Exhaust Stainless Steel
- H .....57-368 .....Right Exhaust manifold that fits 1985-88 P-30 chassis w/350 c.i. eng. code M, Dual Exhaust Stainless Steel
- J .....57-378 .....Left Exhaust manifold that fits 4.8 Gas Engine
- K .....57-379 .....Right Exhaust manifold that fits 4.8 Gas Engine
- L .....57-380 .....Left Exhaust manifold kit, fits 6.0L Eng for the 03-07 GM/Chev/Isuzu/Workhorse. Inc:3 stud, 3 nuts, gasket
- M .....57-381 .....Right Exhaust manifold kit, fits 6.0L Eng for the 03-07 GM/Chev/Isuzu/Workhorse. Inc:3 stud, 3 nuts, gasket
- N .....57-382 .....Left Exhaust manifold kit, fits 4.3L V6 for the Workhorse FasTrack. Inc:3 stud, 3 nuts, gasket
- O .....57-383 .....Right Exhaust manifold kit, fits 4.3L V6 for the Workhorse FasTrack. Inc:3 stud, 3 nuts, gasket
- P .....57-390 .....3 piece gasket set that fits GM & Workhorse manifolds.
- Q .....57-395 .....Exhaust manifold bolt set for 6.0L. Bolt Size: M8-1.25x30M. Set of 12.
- R1 .....57-330 .....Heat shield for exhaust manifolds on 5.7L/350 CID engines. Rear drivers side or front passenger side.
- R2 .....57-331 .....Heat shield for exhaust manifolds on 5.7/350 CID engines. Front drivers side or rear passenger side.
- S2 .....57-332 .....2 wire spark plug wire holder.
- S3 .....57-333 .....3 wire spark plug wire holder.
- S4 .....57-334 .....4 wire spark plug wire holder.
- T .....57-335 .....Front drivers side spark plug wire holder bracket.
- U .....57-336 .....Rear drivers side spark plug wire holder bracket.
- V .....57-338 .....Front passengers side spark plug wire holder bracket.
- X .....57-325 .....Spark plug heat shield for 6.0L



**EXHAUST PARTS that fit 1996-ON 4.3L, 4.8L, 5.7L, 6.0L GM/WORKHORSE  
w/ 2.5" MUFFLER INLET & 3" MUFFLER OUTLET PIPES****Aluminized!**  
14 Gauge**2-PIECE 'Y' PIPE**  
(Original was  
1-Piece)

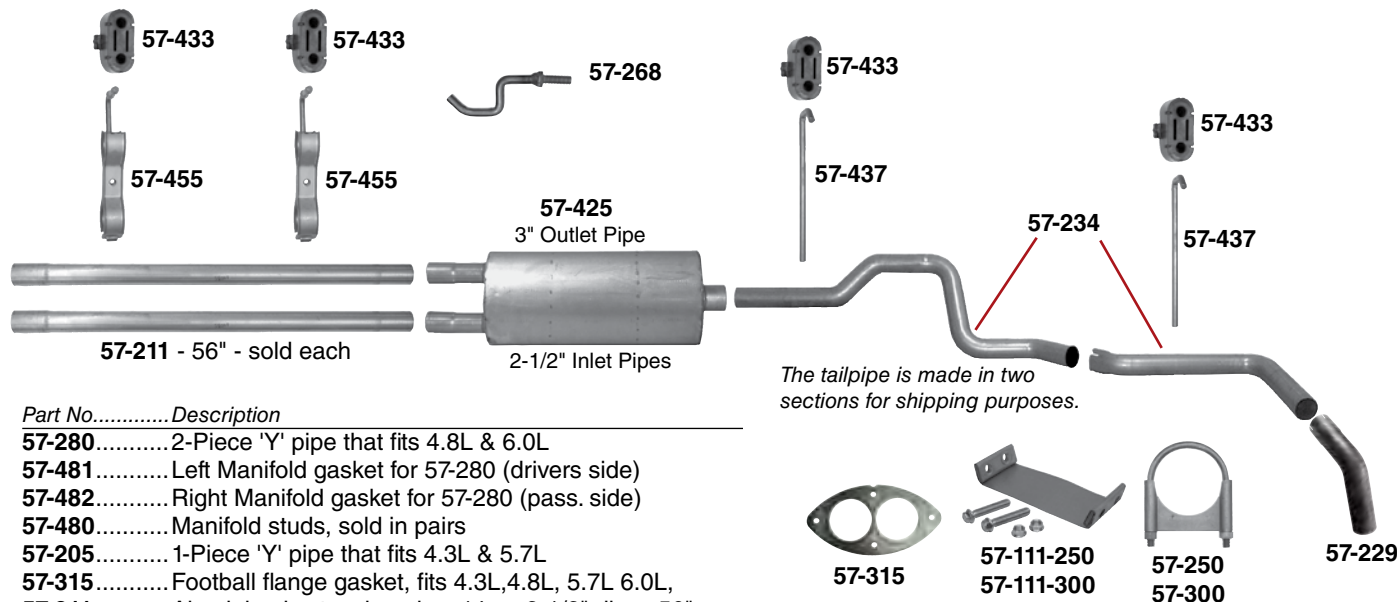
Cut your old pipes off just behind the football flange. Our new pipes are extended to fit on to the pipes just in front of the catalytic converters using 57-300 clamps

**FOR 4.8L & 6.0L**

**57-280** - 2 piece 'Y' pipe that fits 4.8L & 6.0L Workhorse Chassis. These extended pipes no longer use the football flange allowing more flexibility reducing cracking by the manifold. Parts shown below fit this vehicle.

**FOR 4.3L & 5.7L****1-PIECE 'Y' PIPE**

**57-205** - 1 piece 'Y' pipe that fits 4.3L & 5.7L GM/Workhorse Chassis. All parts shown below fit this vehicle.

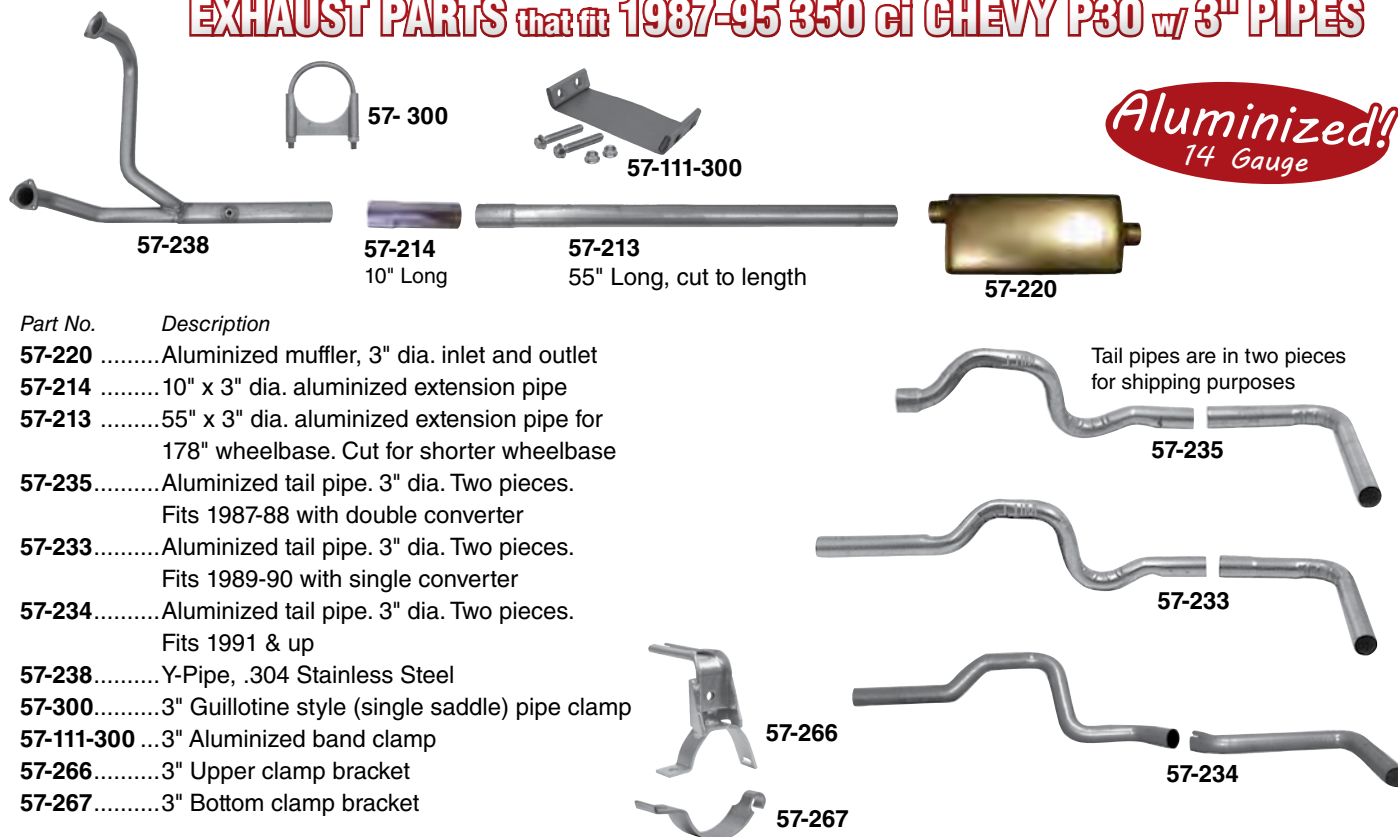
**Part No. .... Description**

<b>57-280</b> .....	2-Piece 'Y' pipe that fits 4.8L & 6.0L
<b>57-481</b> .....	Left Manifold gasket for 57-280 (drivers side)
<b>57-482</b> .....	Right Manifold gasket for 57-280 (pass. side)
<b>57-480</b> .....	Manifold studs, sold in pairs
<b>57-205</b> .....	1-Piece 'Y' pipe that fits 4.3L & 5.7L
<b>57-315</b> .....	Football flange gasket, fits 4.3L, 4.8L, 5.7L 6.0L,
<b>57-211</b> .....	Aluminized extension pipe. 14ga, 2-1/2" dia. x 56"
<b>57-425</b> .....	Aluminized muffler, (2) 2-1/2" inlets and (1) 3" outlet
<b>57-433</b> .....	Insulator
<b>57-437</b> .....	Pipe hanger
<b>57-268</b> .....	Universal exhaust pipe hanger
<b>57-455</b> .....	Hanger for double pipe
<b>57-234</b> .....	Aluminized tail pipe, 3" dia. Formed in two pieces
<b>57-229</b> .....	3" Dia. x 16" Kickdown Exhaust
<b>57-250</b> .....	2-1/2" Guillotine style (single saddle) pipe clamp
<b>57-300</b> .....	3" Guillotine style (single saddle) pipe clamp
<b>57-111-250</b> .....	2-1/2" Aluminized band clamp
<b>57-111-300</b> .....	3" Aluminized band clamp

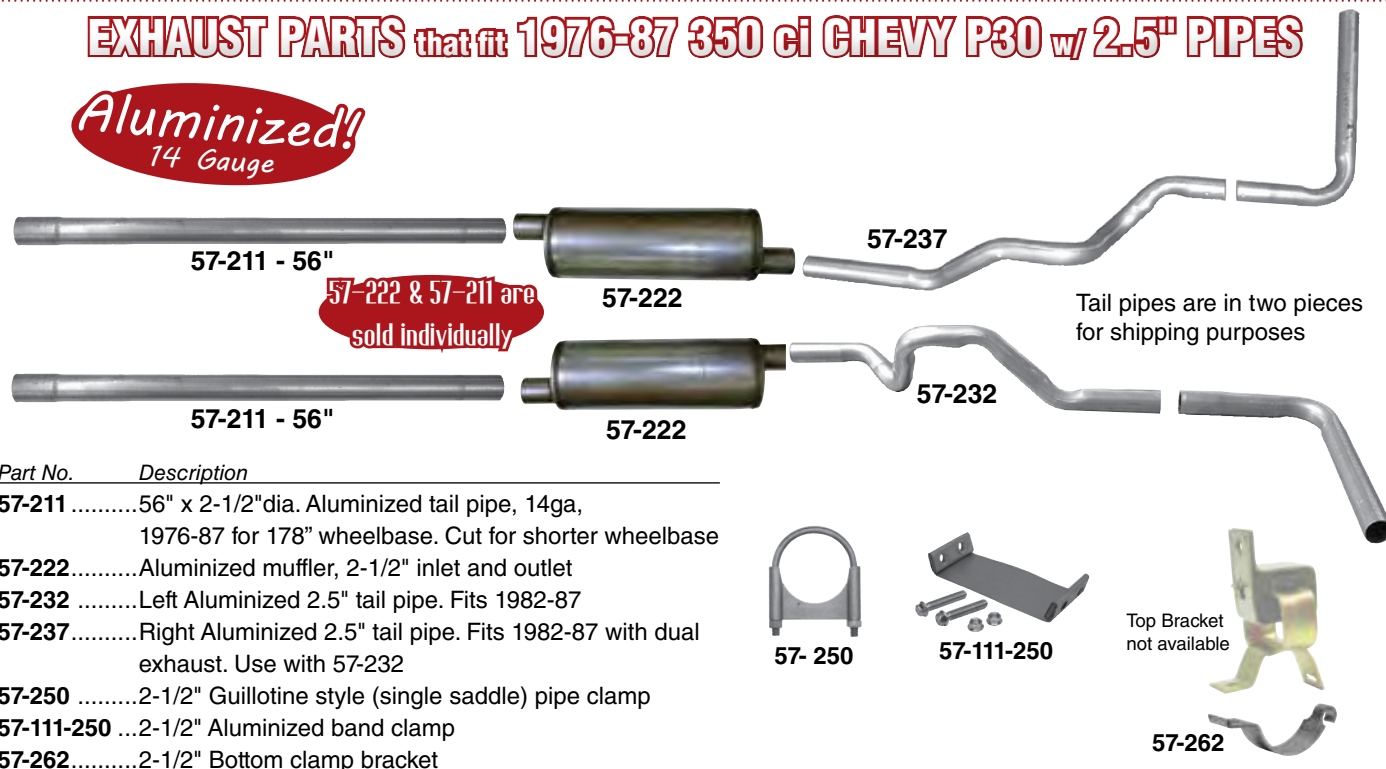
**When Replacing your Exhaust, Consider our 14 Gauge Aluminized Exhaust System!**

Many times a step van makes frequent stops and starts. This doesn't allow the exhaust to heat up and dry moisture out of the muffler and tailpipes. The constant moisture in the muffler and tailpipes can drastically shorten the life of an exhaust system. Mill Supply carries Aluminized Exhaust Systems for long life.



**EXHAUST PARTS that fit 1987-95 350 ci CHEVY P30 w/ 3" PIPES****Part No. Description**

- 57-220** .....Aluminized muffler, 3" dia. inlet and outlet
- 57-214** .....10" x 3" dia. aluminized extension pipe
- 57-213** .....55" x 3" dia. aluminized extension pipe for 178" wheelbase. Cut for shorter wheelbase
- 57-235**.....Aluminized tail pipe. 3" dia. Two pieces. Fits 1987-88 with double converter
- 57-233**.....Aluminized tail pipe. 3" dia. Two pieces. Fits 1989-90 with single converter
- 57-234**.....Aluminized tail pipe. 3" dia. Two pieces. Fits 1991 & up
- 57-238**.....Y-Pipe, .304 Stainless Steel
- 57-300**.....3" Guillotine style (single saddle) pipe clamp
- 57-111-300** ...3" Aluminized band clamp
- 57-266**.....3" Upper clamp bracket
- 57-267**.....3" Bottom clamp bracket

**EXHAUST PARTS that fit 1976-87 350 ci CHEVY P30 w/ 2.5" PIPES****Part No. Description**

- 57-211** .....56" x 2-1/2" dia. Aluminized tail pipe, 14ga, 1976-87 for 178" wheelbase. Cut for shorter wheelbase
- 57-222**.....Aluminized muffler, 2-1/2" inlet and outlet
- 57-232** .....Left Aluminized 2.5" tail pipe. Fits 1982-87
- 57-237**.....Right Aluminized 2.5" tail pipe. Fits 1982-87 with dual exhaust. Use with 57-232
- 57-250** .....2-1/2" Guillotine style (single saddle) pipe clamp
- 57-111-250** ...2-1/2" Aluminized band clamp
- 57-262**.....2-1/2" Bottom clamp bracket

**Why Aluminized...** Aluminized steel is the preferred material for many heavy duty diesel applications. It is a low carbon steel with a thin layer of aluminum alloyed to the surface that provides galvanic protection for the base material. With frequent stops and starts; this doesn't allow the exhaust to heat up and dry the moisture out of the muffler and tailpipes. The constant moisture in the muffler and tailpipes can drastically shorten the life of an exhaust system. When you use one of our aluminized systems, you can expect at least double the life versus an ordinary steel muffler and tailpipe.

**EXHAUST PARTS that fit 1995-ON 6.5L DIESEL GM/WORKHORSE w/ 3" PIPES**

57-213 - 55"

57-220

57-240

57-242 - 24"

57-234

57-300

57-111-300

57-266

57-267

**Aluminized!**  
14 Gauge

Part No.	Description
57-240	Y-pipe for 6.5L Diesel
57-213	55" Aluminized extension pipe, 14ga, 3" diameter
57-220	Aluminized Muffler
57-242	24" Aluminized extension pipe, expanded both ends, 14 ga, 3" diameter
57-234	Aluminized 3" tail pipe, 14ga.
57-300	3" Guillotine style(single saddle) pipe clamp
57-111-300	3" Aluminized band clamp
57-266	3" Upper clamp bracket
57-267	3" Bottom clamp bracket

**EXHAUST PARTS that fit 1982-94 6.2L DIESEL GM/WORKHORSE w/ 2.5" PIPES**

57-262

57-111-250

57-250

57-211 - 56"

57-222

57-237

57-232

**Aluminized!**  
14 Gauge

Part No.	Description
57-211	56" Aluminized extension pipe, sold individually. 14ga, 2-1/2" diameter
57-222	Aluminized muffler, sold individually.
57-232	Left Aluminized 2.5" tail pipe, 14ga.
57-237	Right Aluminized 2.5" tail pipe, 14ga.
57-250	2-1/2" Guillotine(single saddle) pipe clamp
57-111-250	2-1/2" Aluminized band clamp
57-262	2-1/2" Bottom clamp bracket

**UNIVERSAL EXHAUST HANGERS****Tired of broken muffler & pipe hangers?**

Replace cheap muffler & pipe hangers with our heavy-duty system. Our Pipe Hanger (57-268) is 1/2" dia and can be bolted or welded on the frame of the vehicle. Add the reinforced rubber insulator (57-433) and our universal straight pipe hanger (57-437) for a tough solution to annoying brackets that continually break.

**57-353**  
8-1/2" Pin for muffler bracket.

**57-359**  
Metric bolt. Mounts 57-353 pin to frame.

**57-268** Universal exhaust pipe hanger that can be bolted or welded to frame. 1/2" Diameter.

**57-433**  
Insulator hanger.

**57-437**

Universal pipe hanger. Heat this 1/2" dia. x 11" rod and bend it around pipes or mufflers and weld on. Or use two, one welded to the frame and one welded to the muffler pipe. Use the insulator hanger (57-433) in-between.

**RADIATORS**

Please check dimensions before you order.

Radiators may be:  
Alum. Core, Plastic Tanks or  
Copper Core, Brass Tanks**5.4 LITER GAS****80-862****POPULAR ON UTILIMASTER BODY  
WITH FORD CHASSIS**

<b>80-862</b>	<b>5.4 L Gas Engine</b>	<b>1997-05</b>
<b>Core Dimensions:</b> Aluminum 29-3/4"W x 23-9/16"H		
<b>Inlet Tank:</b> Plastic 3-1/16" x 30-3/8"H		
<b>Outlet Tank:</b> Plastic 3-1/16" x 30-5/8"H		
<b>Hose Inlet:</b> 1-3/4" Top left		
<b>Hose Outlet:</b> 1-3/4" Bottom right		
<b>Oil Cooler:</b> 12" C-C		

**5.4LITER V8 & 6.8LITER V10 GAS****80-874****80-874 5.4L V8 & 6.8L V10 Gas 2005-2013  
Ford E450**

<b>Core Dimensions:</b>		23-5/8"W x 29-1/2"H
<b>Inlet Tank:</b>		3" x 30-7/16"H
<b>Outlet Tank:</b>		3" x 26-3/8"H
<b>Hose Inlet:</b>		1-3/4" Top left
<b>Hose Outlet:</b>		1-3/4" Bottom right
<b>Oil Cooler:</b>		12" C-C

**6.0 & 6.8 LITER****80-876**


<b>80-876</b>	<b>6.0I &amp; 6.8L Gas Engine</b>	<b>2003-07</b>
<b>Core Dimensions:</b> PTR 29-7/8W x 28-5/8 x 1 1/4		
<b>Inlet Tank:</b> Plastic		
<b>Outlet Tank:</b> Plastic		
<b>Hose Inlet:</b> 1-3/4" Top left		
<b>Hose Outlet:</b> 2" Bottom right		
<b>Trans Oil Cooler:</b> 1/2" INV Flare Fittings		

**ENGINE & TRANSMISSION COOLERS****80-938**

**80-938** Transmission Oil Cooler, that fits 1999-2004 Ford E350/E450/E550 SD with a V8 5.4L, 6.0L, 7.3L & V10 6.8L Comes with mounting brackets and hose fittings. Dim: 6-1/8x13-1/2. Replaces OE 4C2Z-7A095-DA

**ENGINE & TRANSMISSION MOUNTS**

**2448**  
Transmission Mount,  
Fits E350 with 300  
c.i. eng. Oshkosh and  
John-Deere



**2469**  
Engine Mount  
that fits Cummins  
4BT with Ford  
E350 chassis with  
300 c.i. eng.

**SPARK PLUG IGNITION COIL**

**87-400** - Spark plug ignition coil that fits 1997-On 5.4 Liter.



**43-624** - Ignition coil repair harness for 87-400



**ENGINE OIL FILLER TUBE that fits FORD**

**85-818** - Oil Filler Tube, steel with black finish. 1.49"Dia x 3.80"L

Replaces OE# 3L3Z6763DA

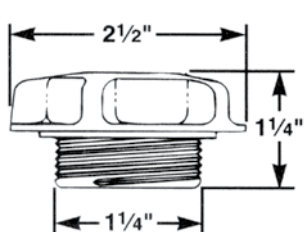
**Applications:**

11-18 F53.....V10, 415, 6.8L

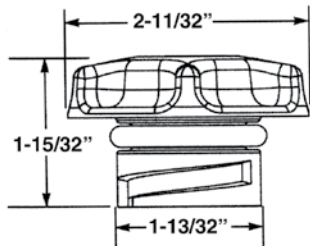
11-18 F59.....V10, 415, 6.8L

05-10 E350SD.....V10, 415, 6.8L

05-11 E450SD.....V10, 415, 6.8L

**OIL FILL CAPS**

**85-815** - Threaded Cap



**85-816** - Twist on Cap

**PEDAL PADS**

**11-317** Brake Pedal Pad that fits Ford F59; 3-1/8" x 3-1/2"



**11-126** Emergency Brake Pedal Pad that fits Ford; 2-1/16"W x 2-1/4"H



**11-129** Pedal Pad that fits Ford; 3-1/4"W x 2-1/4"H



**11-128** Brake Pedal Pad that fits Ford PU and E350; 4-5/8"W x 2-1/4"H

**ACCELERATOR CABLE**

**54-920** - 62" Accelerator Cable. Fits Ford 300 Gas Engine and Cummins 4 BT Diesel Engine. Replaces (OEM#E4UZ-9A758C)

**COLUMN SHIFT TUBE REPAIR KIT**

If your column shifter is sloppy and it is difficult engaging gears, the cause is often a broken column shift tube. Our kits include the transmission tube, plunger, plastic rings and damper.



*Ford used two style of shift tubes that covered similar years. The best way to tell the difference is by looking at what style end you have.*

**89-570**

**89-585**

**89-570** - Steering Column Shift Tube Kit. Replaces OE Numbers F57Z-7212-A, F3TZ-7L278A, F57A-7215AA. Years: 99-07 Ford E350SD; 04-09 F53

**89-585** - Steering Column Shift Tube Kit. Replaces OE Number 3C2Z-7212AA.

Years: 04-19 Ford E350SD & E450SD; 11-19 F53

**HORNS**

Single or Dual Terminal Horn Hardware

Includes: strip bracket, pigtail, screws and nuts.



**87-040** - 12 volt Horn, **High note**, 125 decibels

**87-043** - 12 volt Horn, **Low note**, 125 decibels

**EMERGENCY BRAKE HANDLE**

**10-970** - Parking Brake Handle for single or dual rear wheel



**FUEL FILLER TUBES & FILLER DISH****NEW**

**81-9002** - Filler Tube, Fits Ford F59.  
DIM: 1-1/2"OD Filler Tube, 3/4"OD Vent Tube



**81-967** - Unleaded Fuel Filler Neck with Non-locking Gas Cap. Neck reduces from 2" down to 1-1/2" dia and has 3/4" vent tube. Fits 97-on E350/450 with ground tab. Popular on Morgan Olson & Utilimaster Bodies



**81-834** - Flexible Vent Hose  
DIM: 3/4" Inner-Diameter x 36" L



**81-993** - Flexible Filler Hose  
DIM: 1-5/8" Inner-Diameter x 36" L  
**81-998** - Flexible Filler Hose  
DIM: 2" Inner-Diameter x 36" L

**81-9003****NEW**

**81-9003** - Filler Tube, Fits Ford F59.  
DIM: 1-1/2"OD Filler Tube, 3/4"OD Vent Tube



**81-989** - Oblong Fuel Filler Dish, Black Steel.  
Flange DIM: 6-1/4"H x 7-1/8"W

**FUEL CAPS**

pre-vent®

\*Pre-vent® minimizes fuel expulsion when cap is removed

**81-901** - Non-Locking Gas Cap with Pre-vent®, '80 - '96 E350 with threaded filler neck, 4.9L



pre-vent®

**81-903** - Locking Gas Cap with Pre-vent®, '80 thru '07 E350 with threaded filler neck, 4.9L



**81-907** - Non-Locking Gas Cap  
**81-843** - Locking Gas Cap  
97 - '05 E350 & E450 without threaded filler neck.



**81-904** - Non-Locking Gas Cap '80 - '96 E350 without threaded filler neck, 4.9L



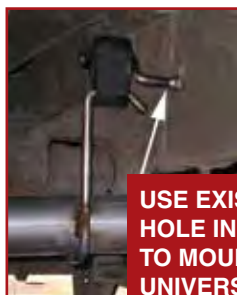
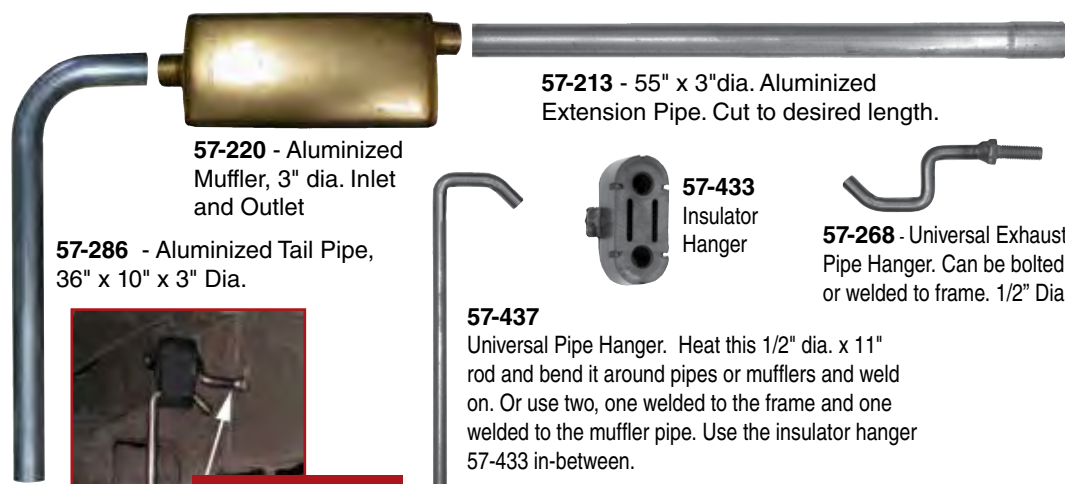
**81-905** - Locking Gas Cap, '80 - '96 E350 without threaded filler neck, 4.9L

## ALUMINIZED EXHAUST SYSTEM

### that fits FORD E350/E450 with 5.4L ENGINE



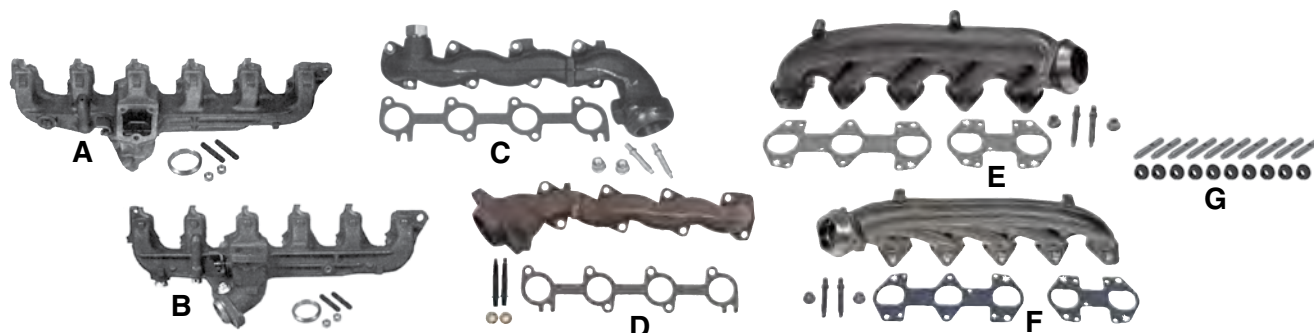
**CONVERT YOUR EXHAUST SYSTEM FROM EXITING BEHIND THE REAR WHEEL TO IN FRONT OF THE REAR WHEEL**



**USE EXISTING HOLE IN FRAME TO MOUNT UNIVERSAL BRACKET**

Our heavy-duty pipe hanger system can be bolted or welded on the frame of the vehicle. Add the reinforced rubber insulator and our universal straight pipe hanger for a simple solution to annoying brackets that continually break.

## EXHAUST MANIFOLD KITS



- A ...57-340...** Exhaust manifold kit that fits 1977-83 Ford E350, 6 cyl. 4.9L 300 CID. Includes: 2 studs, 2 nuts, 1 flange.
- B ...57-345...** Exhaust manifold kit that fits 1984-86 Ford E350, 6 cyl. 4.9L 300 CID. Includes: 2 studs, 2 nuts, 1 flange.
- C ...57-347...** Left Exhaust manifold kit that fits 1997-99 Ford E350 & Super Duty, 8 cyl. 5.4L 330 CID, Inc: 2 studs, 2 nuts, 1 gasket.
- D ...57-349...** Right Exhaust manifold kit that fits 1997-99 Ford E350 & Super Duty, 8 cyl. 5.4L 330 CID, Inc: 2 studs, 2 nuts, 1 gasket.
- E ...57-342...** Left Exhaust manifold kit that fits 2007-17 F53/F59, 10 cyl, 415 6.8L, Inc: 2 studs, 2 nuts & gasket.
- F ...57-343...** Right Exhaust manifold kit that fits 2007-17 F53/F59, 10 cyl, 415 6.8L, Inc: 2 studs, 2 nuts & gasket.
- G...57-393...** Manifold studs M8-1.25mm, set of 10. Fits 1998-2017 Ford E350SD and E450SD V8 4.6L /5.4L; V10 6.8L



## STEERING LINKAGE that fits SINGLE & DUAL WHEEL 1992-ON E350/E350SD/E450SD/E550SD

Passenger Side

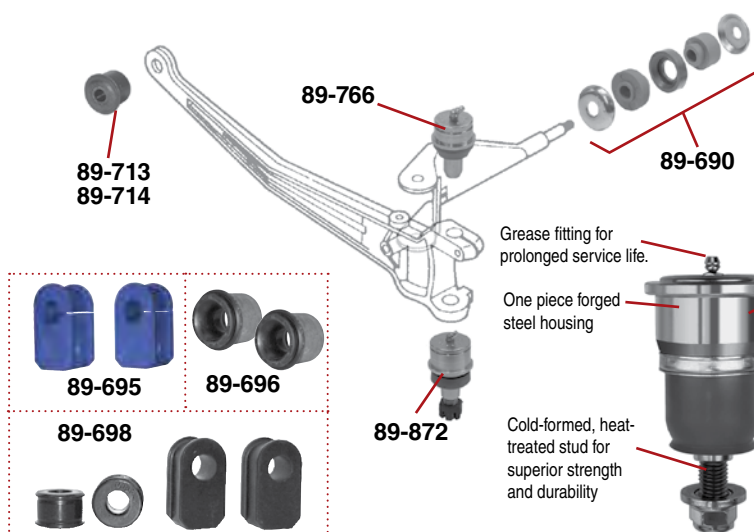
Driver Side



### STEERING LINKAGE

Part #	Description	Year
89-531	...Right (Pass Side) Outer Tie Rod End, Single/Dual rear wheel, 1" thread.....	1992-on
89-541	...Left (Drivers Side) Outer Tie Rod End, Single/Dual rear wheel .....	1992-on
89-533	...Right (Pass Side) Inner Tie Rod End, <b>Single Wheel only</b> .....	1992-on
89-537	...Right (Pass Side) Inner Tie Rod End, <b>Dual Wheel only</b> .....	1992-on
89-543	...Left (Drivers Side) Inner Tie Rod End, Single/Dual rear wheel.....	1992-on
89-532	...Right (Pass Side) Adjusting Sleeve, Single/Dual rear wheel, 1" thread x 5.5" long .....	2/88-on
89-542	...Left (Drivers Side) Adjusting Sleeve, Single/Dual rear wheel, 22mm thread .....	1992-on

## FRONT SUSPENSION that fits 1992-ON FORD E350 1-TON



### WHY EXTREME-DUTY BALL JOINTS?

Patented, advanced technology such as low friction fully encapsulated polymer bearing designs makes Extreme-Duty Ball joints the right replacement for applications where the need for severe-duty durability is absolute. Cold formed, heat treated studs provide superior strength, durability and stability, polyurethane boot resists cracking and splitting.

Grease fitting for prolonged service life.

One piece forged steel housing

Cold-formed, heat-treated stud for superior strength and durability

Dichromate coating for long term corrosion resistance

Patented two piece, cylindrical wedge bearing for best fatigue/wear resistance


Full ball, low friction design

- Outperforms OE and competition
- Restores that like new "handling"
- Bearing design means no spring. No spring means no end play
- No high torque, high friction metal on metal.


Part #	Description	Year
89-766	....Ball Joint, Upper Control Arm, Single and Dual wheel, <b>Extreme Duty</b> .....	1992-on
89-872	....Ball Joint, Lower Control Arm, Single and Dual wheel, <b>Extreme Duty</b> .....	1992-on
89-713	....Axle Pivot Bushing, 5/8" Bolt x 1.762" O.D. <b>Single wheel</b> , sold each .....	1975-on
89-714	....Axle Pivot Bushing, 5/8" Bolt x 1.702" O.D. <b>Single wheel</b> , sold each .....	1975-on
89-690	....Radius Arm Bushing Kit, Single & Dual wheel, 10 piece kit for both sides .....	1978-on
89-695	....Sway Bar Mount Center Bushing - With 1" Bar To Frame, Single/Dual wheel .....	1992-on
89-696	....Sway Bar Mount End Bushing - To Axle, Single/Dual wheel, rubber w/steel surround, (One Axle Set) .....	1992-on
89-698	....Sway Bar Mount Center & End Bushing - To Axle, Single/Dual wheel, <b>Polyurethane</b> , (One Axle Set) .....	1992-on

**FRONT DISC BRAKE HARDWARE****FRONT CALIPERS & PADS that fits 1996-07 FORD E450 STEP VANS w/ DUAL REAR WHEELS**

Popular on Utilimasters with Ford Chassis




- 10-570** - Left Front Brake Caliper (Casting # on caliper KH12795101)  
This is a **NEW** Caliper, not rebuilt, no core return.
- 10-571** - Right Front Brake Caliper (Casting # on caliper KH12795101)  
This is a **NEW** Caliper, not rebuilt, no core return.
- D-655** - Front brake pad set (includes shims) 1996-07

**REAR DISC BRAKE HARDWARE****REAR CALIPERS & PADS that fits 1996-07 FORD E450 STEP VANS w/ DUAL REAR WHEELS**Check your Casting#  
before ordering

- 10-573** - Left Rear Brake Caliper (Casting # on caliper KH12068401)  
This is a **NEW** Caliper, not rebuilt, no core return.
- 10-574** - Right Rear Brake Caliper (Casting # on caliper KH12068401)  
This is a **NEW** Caliper, not rebuilt, no core return.
- D-411** - Rear Brake Pad set, fits trucks (with drive line brakes at rear of transmission) **E450**
- 10-871** - Brake Hardware Kit

**FRONT ROTOR & HUB that fits 1996-07 FORD E450 STEP VANS w/ DUAL REAR WHEELS**

- 10-747** - Front Rotor with Hub with exciter ring, w/dual rear wheels, 4-wheel anti-lock brakes, fits 1996-07 E450 Ford chassis with **Utilimaster Body**. Uses brake pad **D655**; Uses Caliper **10570/10571**
- 10-782** - Front wheel stud, 9/16"-18 x 2-5/32"
- 10-789** - Lug Nut, 9/16-18 thread

**REAR ROTOR that fits 1996-07 FORD E450 SUPERDUTY w/ DUAL REAR WHEELS**

- 10-749** Rear Rotor, fits 96-07 E450 Super Duty w/dual rear wheels, fits Ford chassis with **Utilimaster body**. Uses brake pad **D411**; Uses Caliper **10573/10574** with drive line parking brake.





- 10-788** - Rear Wheel Stud 9/16-18 x 3-9/32, fits 10-749
- 10-790** - Lug Nut with cone flange washer, 9/16-18

**FRONT BEARINGS & RACE that fits 1996-07 FORD E450 STEP VANS w/ DUAL REAR WHEELS**

- 10-740** - Front Inner Bearing & Race, 1975-07
- 10-741** - Front Outer Bearing, replaces NAPA # 15101; 1977-07
- 10-744** - Front Outer Race, replaces NAPA #15245; 1977-07
- 10-729** - Front Wheel Seal, replaces NAPA #4160; 11/80-07

**REAR BEARINGS AND RACE that fits 1996-07 FORD E450 STEP VANS w/ DUAL REAR WHEELS**

- 10-755** Rear Wheel Seal
- 10-736** Inner Bearing and Race.  
Replaces Napa # 387AS/382A
- 10-737** Outer Bearing & Race,  
Replaces Napa # A-38

**FRONT & REAR ROTORS that fits 2008-12 FORD E450 STEP VANS w/ DUAL REAR WHEELS**

- 10-529** - Front Rotor and Hub Assy with ABS, 2008-11
- 10-718** - Rear Rotor, Outer Dia: 13.583" Height: 4.593", 2008-12
- D-1328** - Front Brake Pad Set, E350/450 SD 2008-12
- D-1330** - Rear Brake Pad Set, E450 SD 2008-10

**BRAKE HARDWARE** that fits **2008-ON FORD F59****10-223****Disc Brake Rotor, Front or Rear**

Ford F59 18,000 to 22,000 lbs GVW.

Outer Diameter: 15.55"

Height, Overall: 4.87"

Bolt Circle: 163mm

Bolt Holes: 10

**10-232****Disc Brake Rotor, Front**

Outer Diameter: 15.380"

Thickness, Discard: 1.480"

Thickness, Nominal: 1.535"

Height, Overall: 4.753"

Packaged Weight: 52.000 lb

Bolt Circle Diameter: 11.250"

Bolt Holes: 6

Fits Ford F59

**10-231****Disc Brake Rotor with exciter ring, Rear**

Outer Diameter: 15.550"

Thickness, Discard: 1.417"

Thickness, Nominal: 1.500"

Height, Overall: 4.870"

Packaged Weight: 46.800 lb

Bolt Circle Dia: 163.000 mm

Bolt Holes: 10

**Applications:**



Ford F59 2011-2012 2016-2017 Rear Ford

F-450 SD 2002-2004 Rear

Ford F-550 SD 2002-2004 Rear

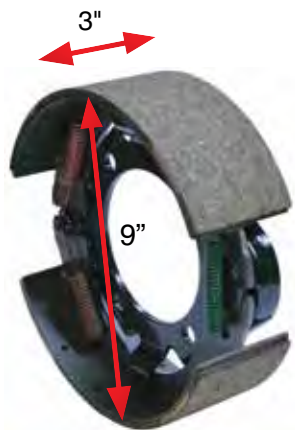
Ford F53 2002-2004 2006-2009

2011-2017 Rear

**10-501** - Brake Caliper  
for Left, Right, Front or  
Rear**New Caliper -  
No core return**See Hardware  
Kit on page 65**NEW not Rebuilt,  
No core return****D-1066** - Brake Pad, Front and  
Rear, 18,000 to 22,000 lbs GVW.**10-833** - LH or RH Front & Rear  
Caliper - 66mm Piston Dia. (Casting  
# 4153269) Uses pad D786.**D-786** Front or Rear Brake pads  
(thin pads) one axle set**FRONT & REAR WHEEL BOLTS / LUG NUTS**  
that fit **FORD E350 CHASSIS****Single Wheel Lug  
Nut****Dim: 1-1/16" wide x 15/16" tall****5400776** 9/16"-18 Lug nut, RH Thread**5400792** 9/16"-18 Lug nut, LH Thread**10-790** Lug Nut with Cone Flange  
Washer, 9/16"-18 Flange nut,  
1-1/16" Hex head, 1984+, fits front  
and rear wheels**Dim: 1-1/16" wide x 5/8" tall****10-791** 9/16"-18 Lug nut,Dual Rear Wheels,  
1975-1/84, RH Thread**10-789** 9/16"-18 Lug nut,  
Dual Rear Wheels,  
1975-1/84, LH Thread**Dual Wheel Lug  
Nut****Rear Lug Bolts****10-788** Rear Lug Bolt,  
9/16"-18 x 3-9/32", **Dual Rear  
Wheels**, 1/84-1989with 12 x 3-1/2" rear drum and  
with 12-1/8" x 3-1/2" rear drum**10-787** Rear Lug Bolt,  
9/16"-18 x 3-1/4", **Dual Rear  
Wheel Stud**, 1/84-1989, with  
12" x 3" rear drum**10-798 RH** Rear Lug Bolt,  
9/16"-18 x 2-25/32", **Single &  
Dual Rear Wheels**, 1973-1/84**10-799 LH** Rear Lug Bolt,  
9/16"-18 x 2-25/32", **Single &  
Dual Rear Wheels**, 1973-1/84**King Pin Set  
for Ford F59****Call with  
VIN#****89-052** - Stemco Kaiser Qwik Kit King  
Pin Set. 1.300 dia. x 7.75 length. Fits  
newer Ford F59 & F53. **Replaces OEM#**  
E8HZ3111A.**89-003** - Stemco Kaiser Qwik Kit King Pin  
Set. 1.430 dia. x 8.25" length. Fits 1989-  
2003 Ford F650**89-016** - Stemco Kaiser Qwik Kit King Pin  
Set. 1.359 dia. x 7.97 length. Fits 2004-2010  
Ford F650**Front Lug Bolts****10-784** Front Lug Bolt,  
9/16"-18 x 2", 1975-81, Front  
wheel, (with DRW)**10-795** Front Lug Bolt,  
9/16"-18 x 2-1/2", 1975-97, Front  
wheel (Except 75-1/84 w/DRW)



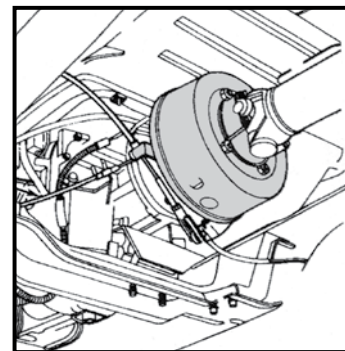
## EMERGENCY DRIVE LINE BRAKE PARTS that fits up to 2002 FORD E450 & F450 MOUNTED ON REAR OF TRANSMISSION



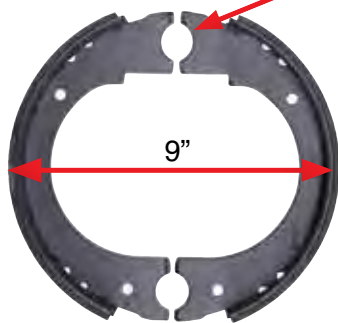
**10-941** - Drive Line Brake Assembly with mount plate, 9" x 3" shoes and spring hardware



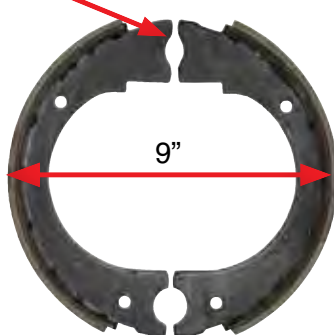
**10-807**  
Spring Set



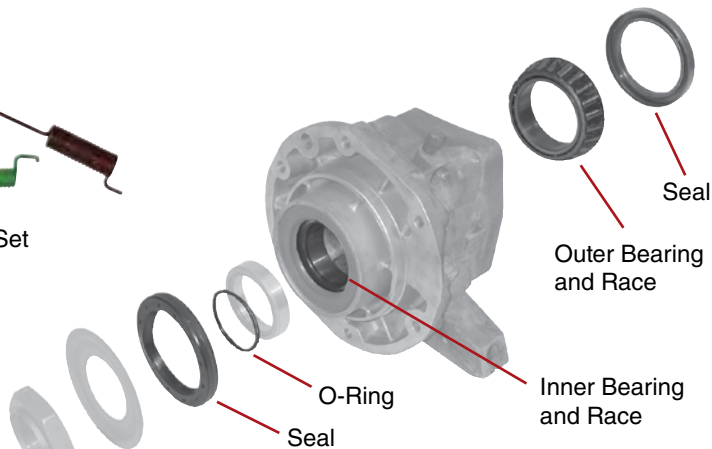
**Difference**



**D-646** - Drive Line Emergency Brake Shoe Set, 9" x 3". Fits Ford E and F Series.



**SD-647** - Drive Line Emergency Brake Shoe Set, 9" x 3". Fits Ford, Freightliner, Custom Chassis, Chevrolet, GM, Oshkosh, John Deere & International.



**10-902** - Emergency brake bearing, seal, gasket, and O-ring kit.

## EMERGENCY BRAKE CABLES TO REAR WHEEL that fits FORD E450




**10-243** - Parking Brake Cable, Overall Length: 57". Housing length: 48". Fits Ford E450



**10-244** - Parking Brake Cable, Overall length: 97-3/4". Housing length: 89-5/16". Fits Ford E450

## DRIVE LINE PARTS that fits E350 & E450

**89-903** - Universal Joint, A-Dim: 4-3/16", 4 Bearing. Trade No. 330. Uses an external snap ring. Fits E450, for all three locations. Also fits Utilimaster with Ford chassis.



**89-901** - Universal Joint, E350, A-Dim: 3-3/16", Trade No. 369

**89-904** - Universal Joint, E350, A-Dim: 4-3/16", 2 Bearing. Trade No. 427

**89-922** - Carrier Bearing (1.5748 I.D.) (Drive shaft center support) Fits E450 and Utilimaster with Ford chassis.



**RIMS** that fit **FORD****89-230**

19.5" X 6.75" Black Steel Wheel  
Rim that fits tire size 245/70  
8.85" Bolt Circle

- 10 Lug
- 8.85" Bolt Circle
- 6.69" Center hole bore
- 5 Hand holes

**89-225**

19.5" x 6" White Steel Wheel  
Rim for the front or rear of a Ford  
stripped chassis.

Fits tire size 19.5 x 225/70

- 10 Lug
- 8.85" Bolt circle
- 6.69" Center bore
- 5 Hand holes


**89-217**

16" X 6" Steel Wheel Rim,  
Popular on Ford Chassis  
with Utilimaster Body

- 8 Lug
- 6.5" Bolt Circle
- 4.88" Center hole bore
- 8 Round hand holes
- 5.15" Wheel Offset

**89-228**

Inner dual valve  
extension kit,  
2 hoses with 2  
wire stabilizers



Go to MillSupply.com for: Shocks & Shackles

**WHEEL SIMULATORS** that fit **19.5" WHEELS**

- Universal mount
- No lug removal, ring mount
- Rear valve extension included
- Highly polished stainless steel
- Offers easy access to Stemco oil seals

**89-377**

19.5" Dual Rear Wheel Stainless Steel Simulator Set. This is a universal cover that does not use a 'deep dish' for rear wheel. Use with wheel 89-225 or 89-230.

Universal mounting, no lug removal, ring mount simulator

**WHEEL SIMULATORS** that fit **16" WHEELS**

Polished Stainless steel wheel simulators will dress up  
your van at a fraction of the cost of new wheels.

**3 Year Limited  
Warranty**



- 8 lug mount
- Under lug bolt-on installation
- Polished stainless steel
- Protective rolled edge for strength

**89-350**

'16" Polished stainless steel wheel simulators "Deep Dish"

Lugs need to be removed to mount this simulator

Fits 16" and 16.5" wheels, 8 Lug; 4 hand holes.

Fits Ford 1999-current 16" wheels



- Bolts on without removing lug nuts.
- Does not violate manufacturer's warranty
- Mirror polished stainless steel
- Protective rolled edge
- Pop-out centers for 4WD hubs
- Secure bolt-on installation

**89-365**

16" Stainless Steel Wheel Simulator "Deep Dish"

Fits 16" wheel, 8 Lug; 4 hand holes. DOT

Fits '84 1/2 - '91 Fords with 16" Dual Wheels

8 Lug, 1-1/16" lug nut covers



- Bolts on without removing lug nuts.
- Does not violate manufacturer's warranty
- Mirror polished stainless steel
- Protective rolled edge
- Pop-out centers for 4WD hubs
- Secure bolt-on installation

**89-367**

16" Polished Stainless Steel Dual Wheel Simulators with "Deep Dish" design. Made for wheel 89217 with 8 Lug and 8 round hand holes. Fits Utilimaster Body with Ford Chassis.

**RADIATORS** that fit **FREIGHTLINER**

Please check dimensions before you order.



**FITS FREIGHTLINER  
6.7L CUMMINS DIESEL & 6.0L GAS,  
CNG & PROPANE ENGINE****2010 – 2017 Gas****2010 – 2020 Diesel****80-894**

6.7L Cummins Diesel and 6.0L Gas, CNG and Propane Engine. Aluminum core, plastic tanks. Includes Surge tank fill tube, petcock and misc items. This radiator replaces the original Modine Radiator.



**80-894 6.7 Cummins 2010-20 / 6.0 Gas 2010-17  
Aluminum Core, Plastic Tanks**

Core Size:	25-1/8W x 27-1/2H
Hose Inlet:	2" Top Left
Hose Outlet:	2" Bottom Right
Oil Cooler:	SAE- 1-1/16" UNF on 18" C-C
Drain:	Lower left

**580-507** - Charge Air Cooler.  
DIM: 23" x 21" x 2-1/2". For  
2010 and newer Freightliner  
MT45 & MT55 **NEW**

**NEW**

**85-089K** - Plastic Surge Tank with  
harness and low coolant sensor.  
Fits 2010-17

**6.0L GAS FAN SHROUD, CLUTCH & FAN BLADE****1****2****3****1 - 85-3038** Fan Shroud, 21.5" Dia**2 - 85-2387** Fan Drive Clutch**3 - 85-2622** Fan Blade 20x7, 2.625 Plated Aluminum**FITS FREIGHTLINER 6.0L GAS ENGINE****2018 – ON****80-896****80-897****NEW**

6.0L Gas Engine. Aluminum core, plastic tanks.  
This radiator has a fill tube for radiator cap, (cap not  
included) and replaces the original Modine Radiator.

**80-896 6.0 Gas 2018+  
Aluminum Core, Plastic Tanks****80-897 6.0 Gas 2018+ **NEW**  
Aluminum Core, Plastic Tanks w/ Frame**

Core Size:	25-1/8W x 27-1/2H
Hose Inlet:	2" Top Left
Hose Outlet:	2" Bottom Right
Oil Cooler:	SAE- 1-1/16" UNF on 18" C-C
Drain:	Lower left



**85-2723** - Plastic  
Overflow Tank  
Assy for 2018 - on

**80-7959**

**80-7959** A/C Condenser for  
6.0L Gas and 6.7L Diesel

**80-2894**

Trans Oil Cooler for  
6.0L Gas and 6.7L Diesel



**RADIATORS** that fit **FREIGHTLINER**

Please check dimensions before you order.

**FITS FREIGHTLINER MT45 w/ B3.9L  
OR B5.9L ENGINE**

**80-881**      **3.9L & 5.9L**      **1999-2002**  
**Brass and Copper Construction**

Core Size:	26-1/16"W x 24"H
Hose Inlet:	2" Top Left
Hose Outlet:	2" Bottom Right
Trans Oil Cooler:	18" C-C

**FITS FREIGHTLINER & OSHKOSH  
with FORMED FILLER NECK**

**80-887** - Heavy-Duty Radiator with formed tube filler neck that fits Oshkosh/Freightliner Stepvans. Strong gusset supports on the front, back, top and bottom. Thicker side tanks with welded tube-to-tank connections. Formed filler tube is stronger and provides better clearance. Long-lasting heavier-duty frame supports.

**Overall Dim:** 22"H x 32-1/2"W  
**Core Size:** 20"H x 27"W

**FITS 2002-2005 FREIGHTLINER MT55****80-890 Freightliner MT55**

Core Size:	25"W x 24"H
Hose Inlet:	2" Top Left
Hose Outlet:	2" Bottom Right
Oil Cooler:	18" C-C



Shown with bracket to show spacing. Brackets **NOT INCLUDED**. Re-use old brackets.

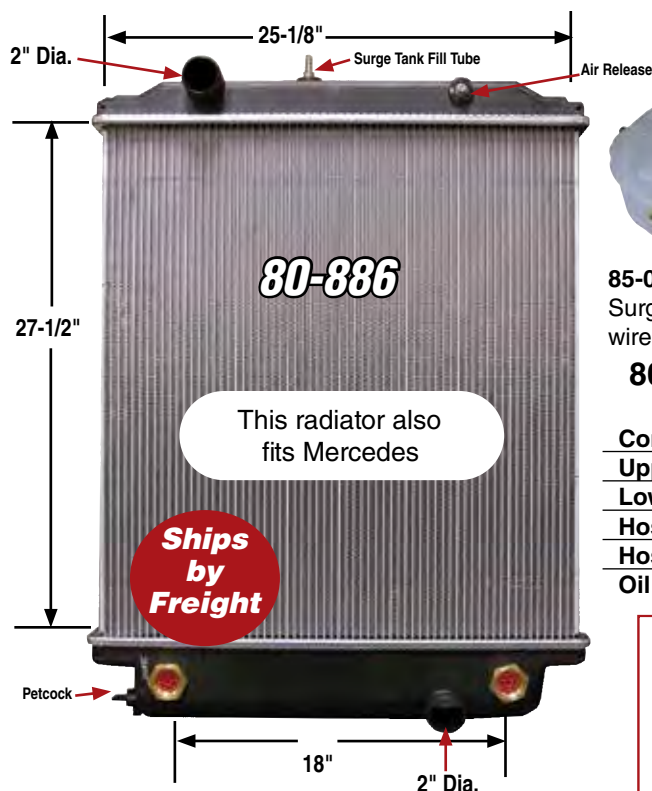
Our radiator comes with Trans/Oil cooler connections. Not connected with manual transmission.

**FREIGHTLINER OWNERS**

If you don't see what you are looking for give us a call. Have the last 6 digits of your VIN# ready.

**13" Spacing**

## RADIATORS that fit FREIGHTLINER & OSHKOSH FITS FREIGHTLINER MT35, MT45, & MT55 w/ B5.9L ENGINE



Surge Tank for 80-886 Radiator

**85-089K**

Surge tank with low coolant sensor & wire harness. Fits radiator 80-886.

### 80-886 for the B5.9L Cummins Aluminum Core, Plastic Tanks

**Core Size:** 25-1/8"W x 27-1/2"H

**Upper Tank:** With surge tank fill tube & air release

**Lower Tank:** With Trans/Oil Cooler and petcock valve

**Hose Inlet:** 2" Top Left

**Hose Outlet:** 2" Bottom Right

**Oil Cooler:** 18" C-C

### Replacement Parts



85-9011 - Wire  
Harness



85-9015 - Low  
Coolant Sensor

### Low Coolant Sensors for Older Style Surge Tanks



**80-865** Low  
coolant sensor  
for 85-093  
coolant tanks  
with pipe thread.




**80-879** Low coolant  
sensor with O-Ring  
for 85-093 coolant  
tank with O-ring.

## AIR FILTERS that fit FREIGHTLINER MT45/55

Replacing your air filter often fixes the common problem of loss of power and black smoke exiting your exhaust pipe on diesel engines.



**85-387** - Air Filter with Canister,  
Freightliner MT Models. Uses  
85-675 7-3/4" clamp.



**85-384**  
Air Filter  
with canister,  
Freightliner  
MT Models




**85-380** - Air Filter  
with Canister,  
Freightliner  
MT45. Uses  
85-675 7-3/4"  
clamp.



**85-683** - Air Filter Clamp,  
2 needed per filter. 9-1/2" Dia.



**85-675** - Air Filter Clamp, 7-3/4" Dia.  
2 needed per filter.



### Gas Engine Air Filter

**85-389** - Air Filter for  
MT55 6.0L Powercore  
Air Cleaner.

**ACCESSORIES**

**85-090** - 3 Quart Overflow Reservoir for radiator with cap.  
**85-096** Cap only



**85-080** - Water pump that fits Cummins diesel engine. Fits 3.9L 4BT up to 2005 and 5.9L 1989-ON.




**85-160** - Fan Clutch, 3.9L Cummins 4BT



**85-173** - 18" Plastic fan that fits original Cummins Clutch. 3-1/4" Center Hole; (4) .335" holes on 3-13/16" centers

**85-175** 18" Plastic fan blade, 2-5/8" Center Hole; 3-1/4" Bolt hole centers. Only fits 85-160 Clutch.

**STEERING COMPONENTS THAT FIT FREIGHTLINER MT55G****GAS AND DIESEL**

- 1.... **89-1430**.....Intermediate Steering Shaft Assembly
- 2.... **89-4961** ....Yoke off of steering column
- 3.... **89-4911** .....Yoke off of gearbox
- 4.... **89-5103**.....U-Joint Kit

Please call with your vehicle's vin number when ordering these parts. This will help insure that you are getting the correct parts for your vehicle.

**STEERING WHEELS**

- 1.... **36-1310**.....4 Spoke Steering wheel
- 2.... **36-5472**.....Horn button assembly
- 3.... **36-3108**.....Horn contact assembly
- 4.... **36-3096**.....Internal contact ring
- 5.... **36-0572**.....Horn cable assembly



- 6.... **36-8242**.....2 Spoke Steering wheel, 18" Dia.
- 7.... **36-9539**.....Horn button assembly w/2 wires
- 8.... **36-9540**.....Turn signal cancel cam, 2 terminal
- 9.... **36-1656**.....Horn contact plunger w/wire

**PEDAL & SHIFTER****581-2738**

Accelerator Pedal with module and position sensor.



**81-9160** - Right Hand dash mount shifter for 1000 & 2000 Allison trans.

**ENGINE MOUNT**


**87-135** - Engine Mount for the Freightliner MT45/ MT55. 4 mounting holes on 2-3/4" and 3-1/4" centers.



**POWER STEERING GEAR BOXES**

Gear Boxes have been tested by the rebuilder and are only warranted if an issue develops immediately after installing. If problems develop later, you may have an issue with another component in the system and the gear box will not be covered under warranty.

**89-891** - Rebuilt, Series 40, Power Steering Gear Box, "TAS40007" Manufacturer I.D. number. Fits Oshkosh and Freightliner Chassis. Return old core for credit.



Mfg. ID Number

**89-898** - Rebuilt, Series 65, Power Steering Gear Box, "TAS65004" Manufacturer I.D. number. Fits Oshkosh and Freightliner Chassis. Return old core credit.



Partial (9-spline) shaft



89-883K

**89-883K** - Rebuilt 4 Bolt Metric 710 Dual Piston Saginaw Power Steering Gear Box, "M7E0" "7813161 XX" Stamped in Housing OE#26079337. Has partial splined (9-spline) shaft. Fits Oshkosh and Freightliner Chassis. Return old core for credit.

**89-863** - Power steering gear box, that fits Freightliner MT-45. Full pinch bolt metric 26 spline shaft. Return old core for credit.

**26 Spline  
Shaft**



Replaces this reservoir

**89-889**

2 Liter Power Steering Pump Reservoir with filter for Freightliner with Cummins engines. Replaces steel reservoir.

**FREIGHTLINER OWNERS**

If you don't see what you are looking for give us a call. Have the last 6 digits of your VIN# ready.

These are the most popular gearboxes for Freightliner. Please call with your VIN to be sure we are sending you the correct one.



**89-897** - Steering Gearbox TAS55

**89-918** - Pitman Arm, 12-1/8" C-C, 6.0L, 2005

**33-866** - Complete Seal Kit for a ROSS/TRW TAS55 Gearbox

**MT55G**

**POWER STEERING FLUID RESERVOIR**

**MT55G**



1 - Complete Assy



2



3



4



5

**1 - 85-9133** - 2 Quart Reservoir complete with filter and caps, tank is translucent in color

**2 - 85-3060** - Cap with tubeplate and gasket

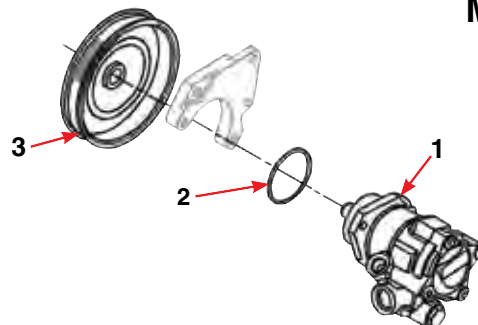
**3 - 85-1808** - Reservoir filter, Ventra

**4 - 85-3188** - Fill Cap

**5 - 89-9962** - Power steering fluid cooler

**POWER STEERING PUMP**

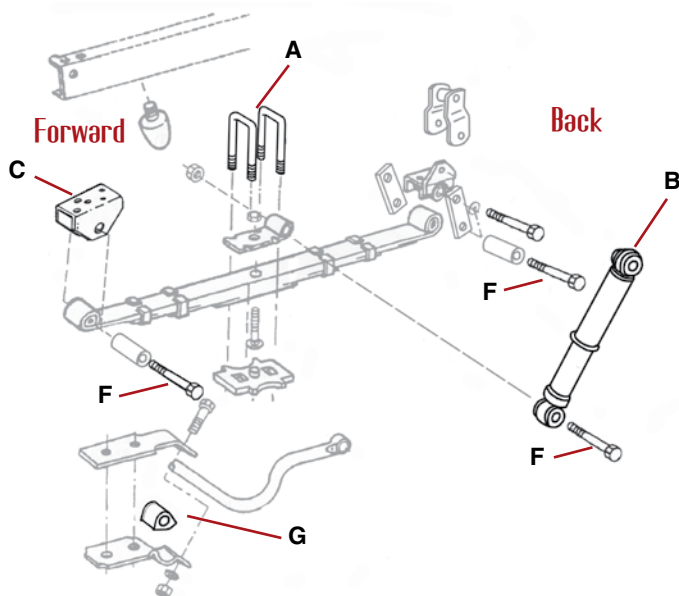
**MT55G**



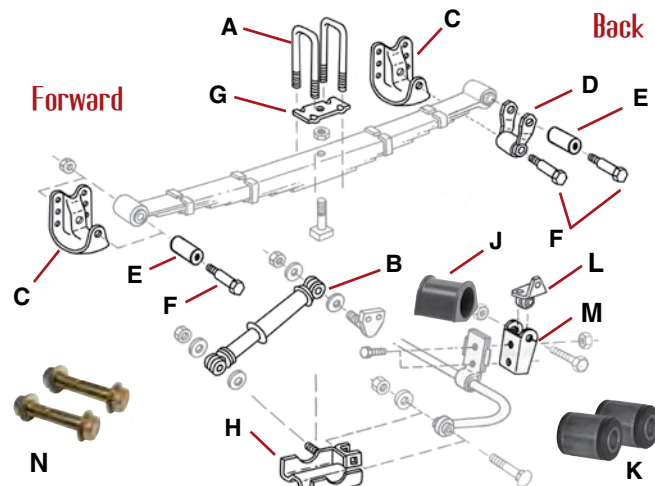
**1 - 89-8196** - Steering Pump ZF FN4 21/16/171

**2 - 89-4001** - O-Ring

**3 - 89-8549** - Pulley for steering pump

**FRONT AXLE SUSPENSION**  
that fits **JOHN-DEERE & OSHKOSH**

- A....10-671 .....U-Bolt, 5/8"x7" Front Suspension  
 B....10-681 .....Front Shock, 11/16" top mount, 15mm bot. mount  
 Ext Length: 23.96", Collapsed: 14.84"  
 C....10-382 .....Right Hanger, front  
 C....10-384 .....Left Hanger, front  
 F....10-664 .....Shoulder bolt, 5/8" x 5-1/2"  
 G....10-643 .....Bushing, Sway Bar, J-D & Oshkosh, I.D. - 1-3/8"  
 G....10-655 .....Bushing, Sway Bar, Oshkosh, each, I.D. - 1-5/8"

**REAR AXLE SUSPENSION**  
that fits **JOHN-DEERE & OSHKOSH**

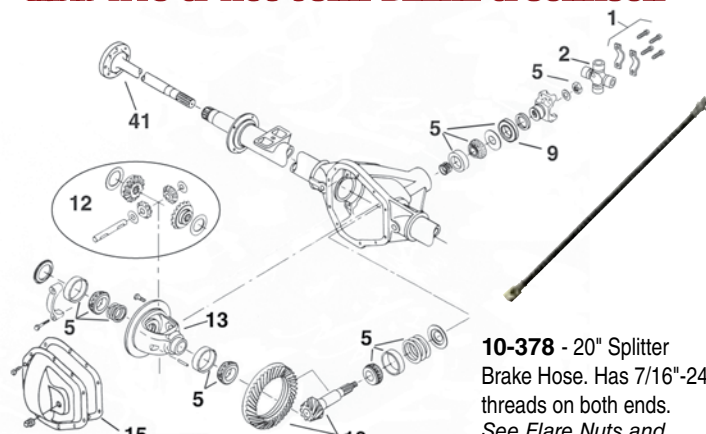
- A....10-663 .....U-Bolt, rear suspension 11-1/2" x 3-1/8" ID. x 5/8"  
 B....10-677 .....Rear Shock, Top & Bottom Mount 11/16"  
 Ext. Length: 20.89", Collapsed: 13.11"  
 C....10-662 .....Hanger  
 D....10-644 .....Shackle  
 E....10-656 .....Bushing, Shackle and Spring  
 F....10-658 .....Shoulder bolt for Shackle 3/4"x5"  
 G....10-673 .....Top U-Bolt Plate  
 H....10-675 .....Left Bottom U-Bolt Plate  
 H....10-676 .....Right Bottom U-Bolt Plate  
 J....10-643 .....Bushing, Sway Bar, 1-3/8"  
 K....89-150 .....Polyurethane Bushing Assembly, set of 2  
 L....10-427 .....Upper rear mount with bushing, (uses 89-150 bushing)  
 M....10-423 .....5.5" Rear stabilizer link  
 N....99-300 .....2 Bolt Kit, 3-1/2" x 5/8", for K, L or M

**KING PINS & TIE RODS**  
that fit **JOHN-DEERE & OSHKOSH**

Switch to Kaiser King Pins for a much faster and easier installation. These kits require installation tools. Read more about them on page 63.



- A.... 10-650..... Left Tie Rod End, 3-7/8" grease fitting to end  
 A.... 10-653..... Right Tie Rod End, 3-7/8" grease fitting to end  
 B.... 10-666..... Tie Rod Assembly with ends, 50-1/4" rod length  
 C.... 89-025..... Kaiser QWIKKIT King Pin Set  
 D.... 89-032..... Installation tool for 89-025 QWIKKIT  
 E.... 89-097..... Remove/Install tool for both or use as Lip seal tool for Qwik Kit

**DANA 70-HD REAR AXLE PARTS**  
that fit **4.10 & 4.56 JOHN-DEERE & OSHKOSH**

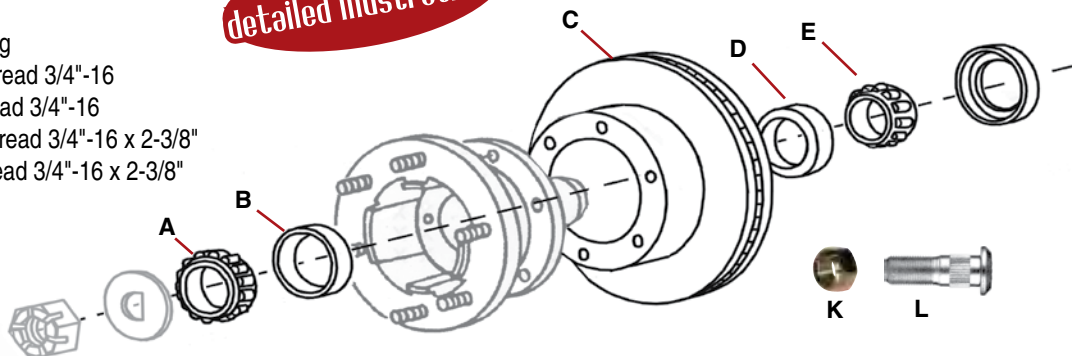
- 1.....89-907 ..... U-Joint Clamp for 89-903  
 2.....89-903 .....U-Joint  
 5.....90-586 ..... Bearing Kit, Incl: Inner and outer pinion bearing, (2) differential bearings, pinion seal and nut, pinion and carrier shims, sealant, threadlocker with brush, gear marking compound  
 6.....90-516 ..... Spicer Yoke, 1410 Series  
 9.....90-587 ..... Pinion Seal only  
 10.....90-666 ..... 456 Ring & Pinion set  
 10.....90-610 ..... 410 Ring & Pinion set  
 12.....90-462 ..... Differential Spider Gear Kit  
 13.....90-456 ..... Differential Case assembled with inner spider gears  
 13.....90-410 ..... 410 Differential Case assembled with inner spider gears  
 15.....90-592 ..... Gasket, 10 hole  
 41.....90-441 ..... Axle Shaft

**10-378** - 20" Splitter Brake Hose. Has 7/16"-24 threads on both ends. See Flare Nuts and Brake line on page 31

## FRONT WHEEL SEALS & BEARINGS that fit JOHN-DEERE & OSHKOSH DUAL PISTON BRAKE CALIPER w/ 4-WHEEL DISC *WITHOUT ABS*

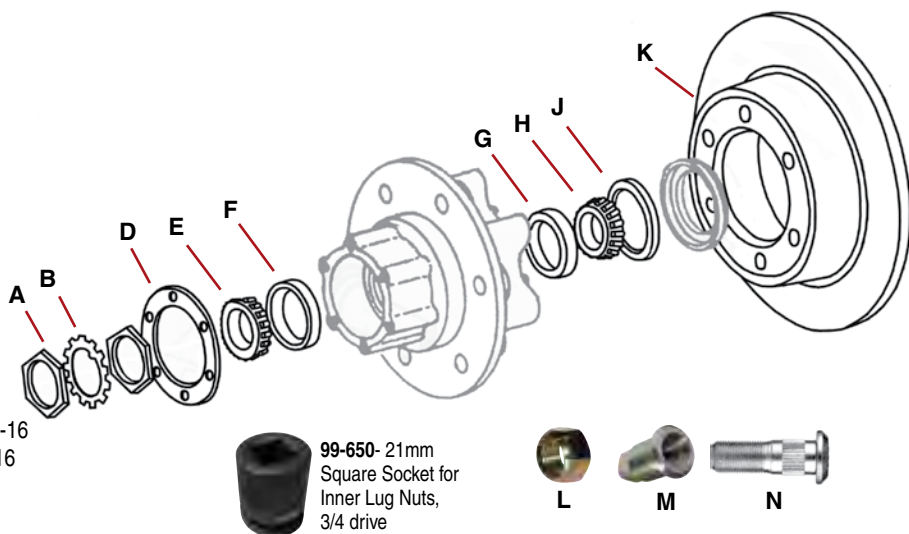
- A ..... **10-935** ..... Front Outer Bearing  
 B ..... **10-934** ..... Front Outer Race  
 C ..... **10715** ..... Brake Disc Rotor  
 D ..... **10-933** ..... Front Inner Race  
 E ..... **10-932** ..... Front Inner Bearing  
 K ..... **10-785** ..... Lug Nut, Right Thread 3/4"-16  
 K ..... **10-786** ..... Lug Nut, Left Thread 3/4"-16  
 L ..... **10-770** ..... Lug Bolt, Right Thread 3/4"-16 x 2-3/8"  
 L ..... **10-771** ..... Lug Bolt, Left Thread 3/4"-16 x 2-3/8"

Visit us online for more  
detailed illustrations!



## REAR WHEEL SEALS & BEARINGS that fit JOHN-DEERE & OSHKOSH DUAL PISTON BRAKE CALIPER w/ 4-WHEEL DISC *WITHOUT ABS*

- A ..... **10-966** ..... Axle Nut, Outer  
 B ..... **10-963** ..... Lock Washer  
 D ..... **10-961** ..... Silicone Gasket Maker, 3oz. tube  
 E ..... **10-959** ..... Rear Outer Bearing  
 G ..... **10-954** ..... Rear Inner Bearing  
 F ..... **10-926** ..... Rear Outer Race  
 H ..... **10-955** ..... Rear Inner Race  
 G/H ..... **10-956** ..... Rear Inner Bearing and Race set  
 J ..... **10-952** ..... Rear Wheel Seal  
 K ..... **10715** ..... Brake Disc Rotor  
 L ..... **10-764** ..... Lug Nut, Right Thread 1-1/8"-16  
 L ..... **10-766** ..... Lug Nut, Left Thread 1-1/8"-16  
 M ..... **10-796** ..... Lug Bolt/Nut, Right Outer Thread 1-1/8"-16  
 M ..... **10-797** ..... Lug Bolt/Nut, Left Outer Thread 1-1/8"-16  
 N ..... **10-770** ..... Lug Bolt, Right Thread 3/4"-16 x 2-3/8"  
 N ..... **10-771** ..... Lug Bolt, Left Thread 3/4"-16 x 2-3/8"



99-650- 21mm  
Square Socket for  
Inner Lug Nuts,  
3/4 drive

## FRONT & REAR WHEEL CALIPER, ROTOR & BRAKE HARDWARE



CHECK YOUR  
CASTING  
# BEFORE  
ORDERING

**10-826** - Left or Right  
Front or Rear Dual Piston  
Caliper, (Casting # on  
caliper 472), 4 wheel disc.  
2.5 Piston Dia. **NEW** not  
rebuilt, no core return.




**D224**  
Severe-Duty Brake Pads  
Fits Front or Rear  
One axle set



**10-715** - Front or Rear  
Rotor Disc for brakes  
without ABS  
Bendix # 141269  
Meritor# 23122700-002



**10-640**  
Left or Right 24"  
Front Brake hose  
for 10-826




**10-637**  
Left 13" rear brake  
hose for 10-826  
**10-638**  
Right 13" rear brake  
hose for 10-826

### BRAKE HARDWARE

#### Brake Caliper Shims

Part #	Stamped Code	Thickness
<b>10-835A</b>	682	0.025"
<b>10-835B</b>	683	0.040"
<b>10-835C</b>	684	0.060"
<b>10-835D</b>	685	0.074"

Each shim sold separately (One Axle Set = 2 Shims)

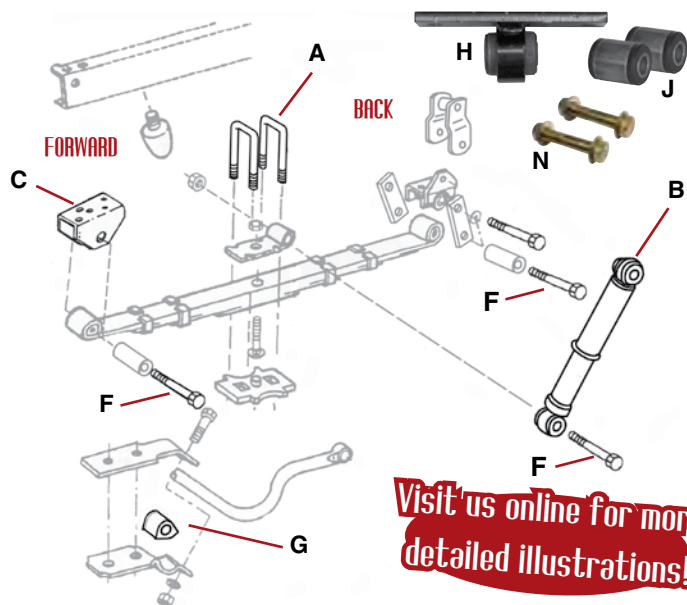


**10-897** Caliper Bolt. 1-1/2"  
length, 9/16" Hex head, 5/16"-18  
thread. (Need 2 bolts per axle)



**10-874**  
Brake Support Key.  
(Need 2 keys per axle)



**SUSPENSION** that fits **FREIGHTLINER MT-35****FRONT AXLE SUSPENSION**

- A** .... 10-671 ..... U-Bolt, Front Suspension  
**B** .... 10-628 ..... Front Shock, Top Mount: 11/16",  
 Bottom Mount: 5/8", Ext: 23.94", Coll: 14.45"  
**C** .... 10-382 ..... Right Hanger, front  
**C** .... 10-384 ..... Left Hanger, front  
**F** .... 10-664 ..... Shoulder bolt, 5/8" x 5"  
**G** .... 10-655 ..... Sway Bar Bushing, 1-5/8" I.D., each  
**H** .... 10-443 ..... Upper Mount with Bushing (uses 89-150 bushing)  
**J** .... 89-150 ..... Polyurethane Bushing Assembly, set of 2  
**N** .... 99-300 ..... 2 Bolt Kit, 3-1/2" x 5/8", for H & J

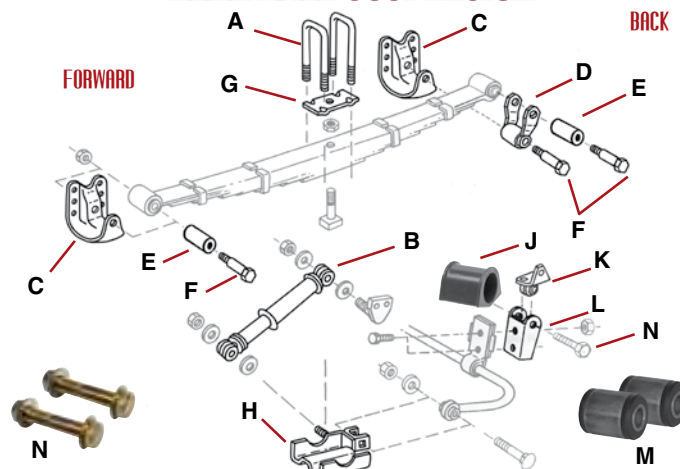
**KING PIN & TIE RODS**  
that fit **FREIGHTLINER MT35****FREIGHTLINER OWNERS**

If you don't see what you are looking for give us a call. Have the last 6 digits of your VIN#

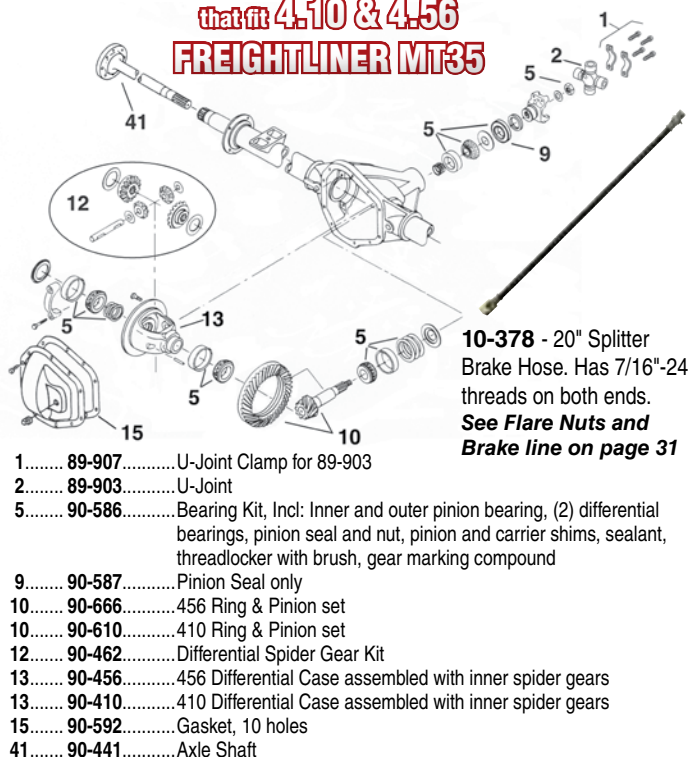
Switch to Kaiser King Pins for a much faster and easier installation. Each kit requires an installation tool. Read more about them on page 63.



- A** .... 10-650 ..... Left Tie Rod End, 3-7/8" grease fitting to end  
**A** .... 10-653 ..... Right Tie Rod End, 3-7/8" grease fitting to end  
**B** .... 10-666 ..... Tie Rod Assy with ends. 50-1/4" rod length  
**C** .... 89-026 ..... Kaiser QWIKKIT King Pin Set  
**D** .... 89-032 ..... Installation tool for QWIKKIT  
**E** .... 89-097 ..... Remove/Install tool for both or use as Lip seal tool for Qwik Kit

**REAR AXLE SUSPENSION**

- A** .... 10-663 ..... U-Bolt, rear suspension 11-1/2" x 3-1/8" ID. x 5/8"  
**B** .... 10-677 ..... Rear Shock, Top & Bott. Mount: 11/16",  
 Ext. Length: 20.89", Collapsed: 13.11"  
**C** .... 10-662 ..... Hanger  
**D** .... 10-644 ..... Shackle  
**E** .... 10-656 ..... Bushing, Shackle and Spring  
**F** .... 10-658 ..... Shoulder bolt for Shackle 3/4" x 5"  
**G** .... 10-673 ..... Top U-Bolt Plate  
**H** .... 10-675 ..... Left Bottom U-Bolt Plate  
**H** .... 10-676 ..... Right Bottom U-Bolt Plate  
**J** .... 10-655 ..... Sway Bar Bushing, 1-5/8" I.D., each  
**K** .... 10-427 ..... Upper Rear Mount with bushing for stabilizer link  
**L** .... 10-423 ..... Stabilizer Link, 5.5" C to C Mount  
**L** .... 10-440 ..... Stabilizer Link, 7" C to C Mount  
**M** .... 89-150 ..... Polyurethane Bushing Assembly, set of 2  
**N** .... 99-300 ..... 2 Bolt Kit, 3-1/2" x 5/8", for K & L

**DANA 70-HD REAR AXLE PARTS**that fit **4.10 & 4.56****FREIGHTLINER MT35**

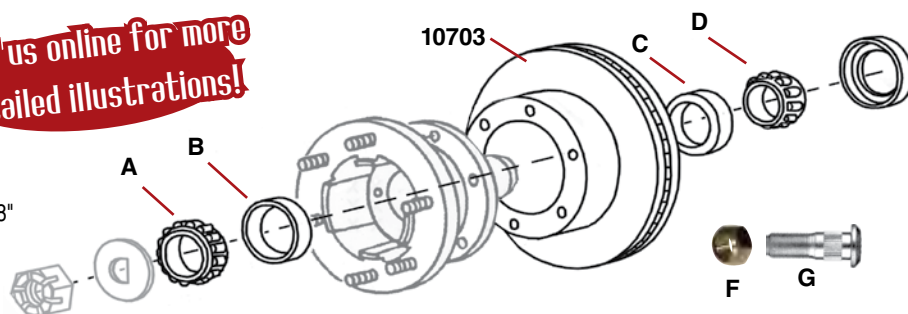
**10-378** - 20" Splitter Brake Hose. Has 7/16"-24 threads on both ends.  
**See Flare Nuts and Brake line on page 31**

- 1** .... 89-907 ..... U-Joint Clamp for 89-903  
**2** .... 89-903 ..... U-Joint  
**5** .... 90-586 ..... Bearing Kit, Incl: Inner and outer pinion bearing, (2) differential bearings, pinion seal and nut, pinion and carrier shims, sealant, threadlocker with brush, gear marking compound  
**9** .... 90-587 ..... Pinion Seal only  
**10** .... 90-666 ..... 456 Ring & Pinion set  
**10** .... 90-610 ..... 410 Ring & Pinion set  
**12** .... 90-462 ..... Differential Spider Gear Kit  
**13** .... 90-456 ..... 456 Differential Case assembled with inner spider gears  
**13** .... 90-410 ..... 410 Differential Case assembled with inner spider gears  
**15** .... 90-592 ..... Gasket, 10 holes  
**41** .... 90-441 ..... Axle Shaft

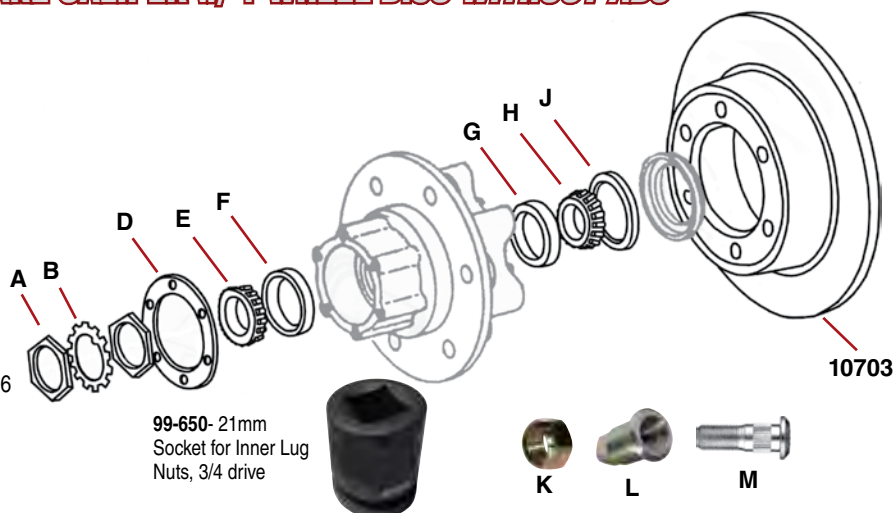
**FRONT WHEEL SEAL & BEARINGS** that fit **FREIGHTLINER MT35**  
**SINGLE PISTON BRAKE CALIPER w/ 4-WHEEL DISC WITHOUT ABS**

- A..... **10-935**.....Front Outer Bearing  
 B..... **10-934**.....Front Outer Race  
 C..... **10-933**.....Front Inner Race  
 D..... **10-916**.....Front Inner Bearing  
 F..... **10-785**.....Lug Nut, Right Thread 3/4"-16  
 F..... **10-786**.....Lug Nut, Left Thread 3/4"-16  
 G..... **10-770**.....Lug Bolt, Right Thread 3/4"-16 x 2-3/8"  
 G..... **10-771**.....Lug Bolt, Left Thread 3/4"-16 x 2-3/8"

Visit us online for more  
detailed illustrations!

**REAR WHEEL SEAL & BEARINGS** that fit **FREIGHTLINER MT35**  
**SINGLE PISTON BRAKE CALIPER w/ 4-WHEEL DISC WITHOUT ABS**

- A..... **10-966**.....Axle Nut, Outer  
 B..... **10-963**.....Tab Lock Washer  
 D..... **10-961**.....Silicone Gasket Maker, 3oz. tube  
 E..... **10-959**.....Rear Outer Bearing  
 F..... **10-926**.....Rear Outer Race  
 G..... **10-955**.....Rear Inner Race  
 H..... **10-920**.....Rear Inner Bearing  
 J..... **10-919**.....Rear Wheel Seal  
 K..... **10-764**.....Lug Nut, Right Thread 1-1/8"-16  
 K..... **10-766**.....Lug Nut, Left Thread 1-1/8"-16  
 L..... **10-796**.....Lug Bolt/Nut, Right Outer Thread 1-1/8"-16  
 L..... **10-797**.....Lug Bolt/Nut, Left Outer Thread 1-1/8"-16  
 M..... **10-770**.....Lug Bolt, Right Thread 3/4"-16 x 2-3/8"  
 M..... **10-771**.....Lug Bolt, Left Thread 3/4"-16 x 2-3/8"

**FRONT & REAR WHEEL CALIPER, ROTOR & BRAKE HARDWARE**  
that fits **FREIGHTLINER MT35****SINGLE PISTON CALIPER**

- 3.38" piston diameter
- New not rebuilt - No core charge
- Uses pad D-184

**Single Piston Calipers****(check Casting# before ordering)**

Part#	Casting #	Fits	Brake line thread hole
<b>10-831</b>	2238451	Left Front & Left Rear	10mm
<b>10-830</b>	2238452	Right Front and Right Rear	10mm
<b>10-830K</b>		Set of 10-831 & 10832	2 pcs.
<b>10-450</b>		10mm Metric brake hose bolt	
<b>10-861</b>	2238461	Left Front and Left Rear	7/16"
<b>10-860</b>	2238462	Right Front and Right Rear	7/16"
<b>10-463</b>		7/16" Brake hose bolt	
<b>10-452</b>		Copper washer for 10mm & 7/16" hose bolt	



**10-703** - Front or Rear Rotor Disc for brakes without ABS.

**FRONT BRAKE HOSE**

**10-605** Right Front Brake Hose. Fits single piston caliper (shown on left).

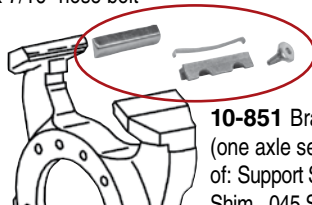
**REAR BRAKE HOSE**

**10-606** Left Rear Brake Hose. Fits single piston caliper (shown on left).

**10-607** Right Rear Brake Hose. Fits single piston caliper (shown on left).



**D184** - Severe-Duty brake pad. Fits Front or Rear. One axle set.

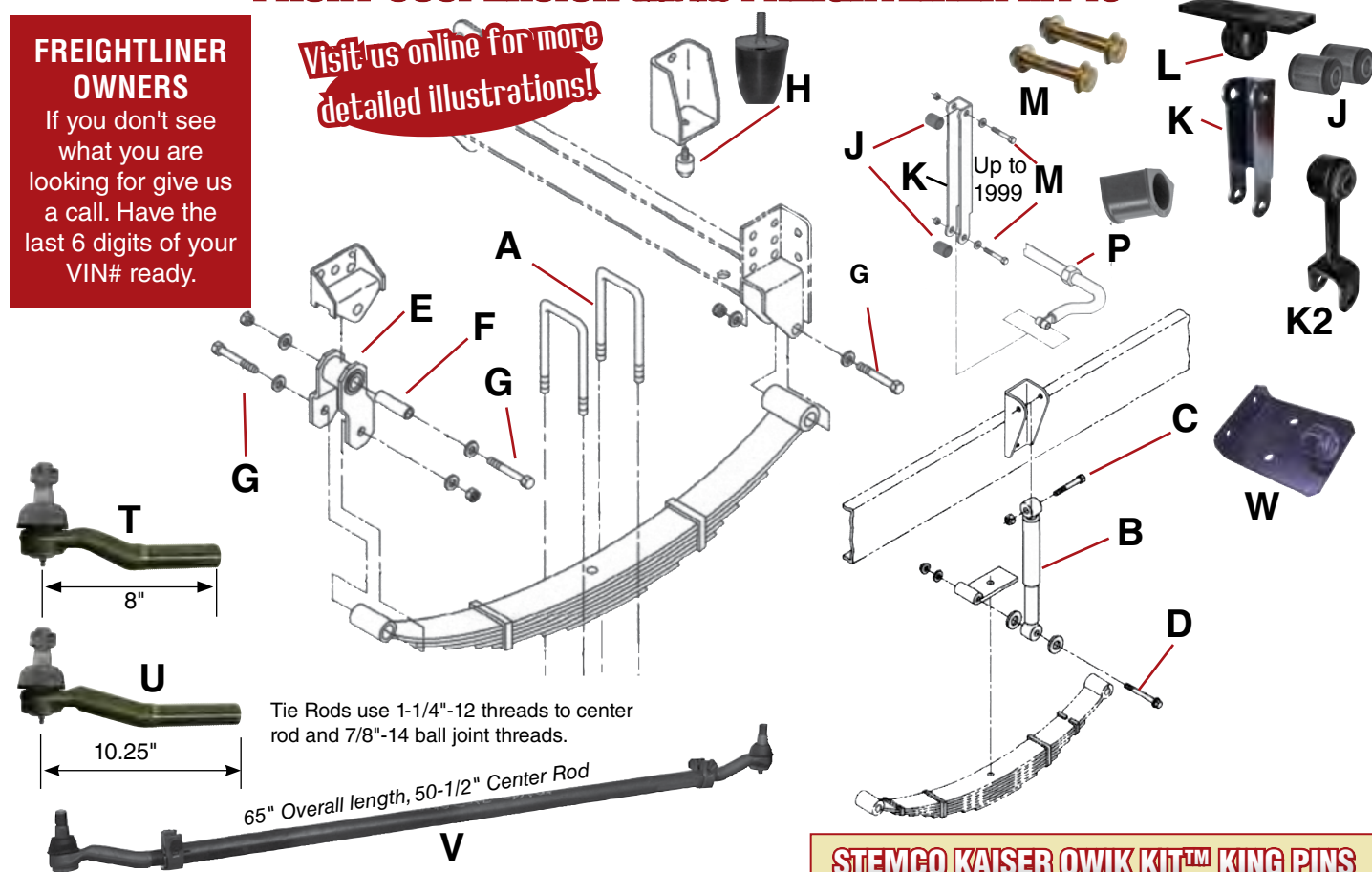


**10-851** Brake Hardware Kit (one axle set). Includes 2 each of: Support Spring, Key, .025 Shim, .045 Shim, Caliper Bolt.

**FRONT SUSPENSION** that fits **FREIGHTLINER MT45****FREIGHTLINER OWNERS**

If you don't see what you are looking for give us a call. Have the last 6 digits of your VIN# ready.

Visit us online for more detailed illustrations!



Tie Rods use 1-1/4"-12 threads to center rod and 7/8"-14 ball joint threads.

65" Overall length, 50-1/2" Center Rod

Index	Part #	Up To 1999	2000 & On	Description
A	10-671	X	X	U-Bolt w/nut & washers, Front Suspension
B	34-962	X	X	Front Shock, Top & Bot. Mount: 1/2", Ext: 24.58", Collapsed: 14.8"
B	34-975	X	X	Front Shock, Top Mt: 3/4", Bot Mt: 1/2", Ext: 24.25", Coll: 14.625"
B	10-422	X	X	Front Shock, Top & Bot. Mount: 3/4", Ext: 22.63", Coll: 14.22"
C	99-347	X	X	Upper Shock bolt, 1/2" x 5-1/2", Grade 8
D	99-339	X	X	Lower Shock bolt, 1/2" x 4", Grade 8
D2	99-812	X	X	1/2" Prevailing Torque Lock Nut (Use with C or D)
D3	99-712	X	X	1/2" Washer (Use with C or D)
E	10-644	X	X	Shackle with Bushing
F	10-656	X	X	Bushing for Shackle
G	99-515	X	X	Leaf Spring Bolt, 3/4"x5-1/2", Grade 8, 1-1/8" head
G2	99-834	X	X	3/4" Prevailing Torque Lock Nut (Use with G)
G3	99-734	X	X	3/4" Washer (Use with G)
H	89-122	X	X	Bump Stop, Rubber
J	10-657	X	X	Rubber Stabilizer Link bushing, fits top or bottom, sold each
J	89-150	X	X	Poly Stabilizer Link Bushing, sold in sets of two. Fits in L, K2 & W
K	34-860	X	X	Stabilizer Link, 13" center to center
K	10-440	X	X	Stabilizer Link, 6-7/8" center to center
K2	34-862	X	X	Stabilizer Link, rod style, 6-7/8" center to center
L	10-443	X	X	Upper Mount with Bushing for Stabilizer Link
M	99-300	X	X	(2) 5/8"x3-1/2" Stabilizer Link Bolts with 4 washers, 2 locknuts
P	10-655	X	X	Bushing, Sway Bar, each, 1-5/8" I.D.
P	10-611	X	X	Bushing, Sway Bar, each, 1-1/2" I.D.
T	89-160	X	X	Left Tie Rod End, 8"L from grease fitting to end, Call w/last 6 Vin#
T	89-161	X	X	Right Tie Rod End, 8"L from grease fitting to end, Call w/last 6 Vin#
U	89-015	X	X	Left Tie Rod End, 10.25" from grease fitting to end
U	89-017	X	X	Right Tie Rod End, 10.25" from grease fitting to end
V	89-019	X	X	Tie Rod Assembly with 89-015 and 89017 ends, 50.5" center tube with 1-1/4" threaded ends. Overall length approx. 65"
W	10-459	X	X	Upper Bracket Assy for shock

**STEMCO KAISER QWIK KIT™ KING PINS**

Call with VIN# so we can determine the correct king pin

- Last 4-5 times longer
- No equal in the industry
- Features no ream spiral bushings
- Has greased groove pins
- Allows 300% more grease capacity
- No ream installation
- O-ring end plates keep dirt out



**89-013** - QWIKKit King Pin, Dim: 1.499 x 7.500

Replaces OE#: TDAR202012, TDAR201474

**89-014** - QWIKKit King Pin, Dim: 1.500 x 8.930

Replaces OE#: R201318

**89-032** - Installation Short T-Handle Wrench

**89-098** - Lip seal tool & removes old bushing

**89-032**

**STEMCO KAISER PLUS KIT™ KING PINS**  
for **NO REAM INSTALLATION & PERFECT FIT**

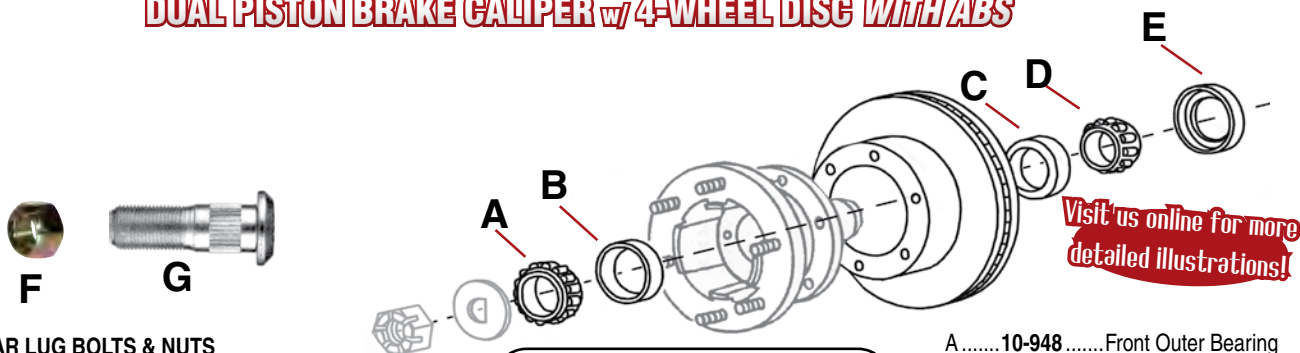
- Pre-sized Bronze Bushings
- No Need to buy Reamers
- Fit as Good as "Reamed"
- Install Faster than Reaming
- Least Expensive King Pin Installation

**89-086** - Kaiser Plus Kit King Pin, Dim: 1.499 x 7.50.

**89-087** - Kaiser PlusKit King Pin, Dim: 1.500x8.930.

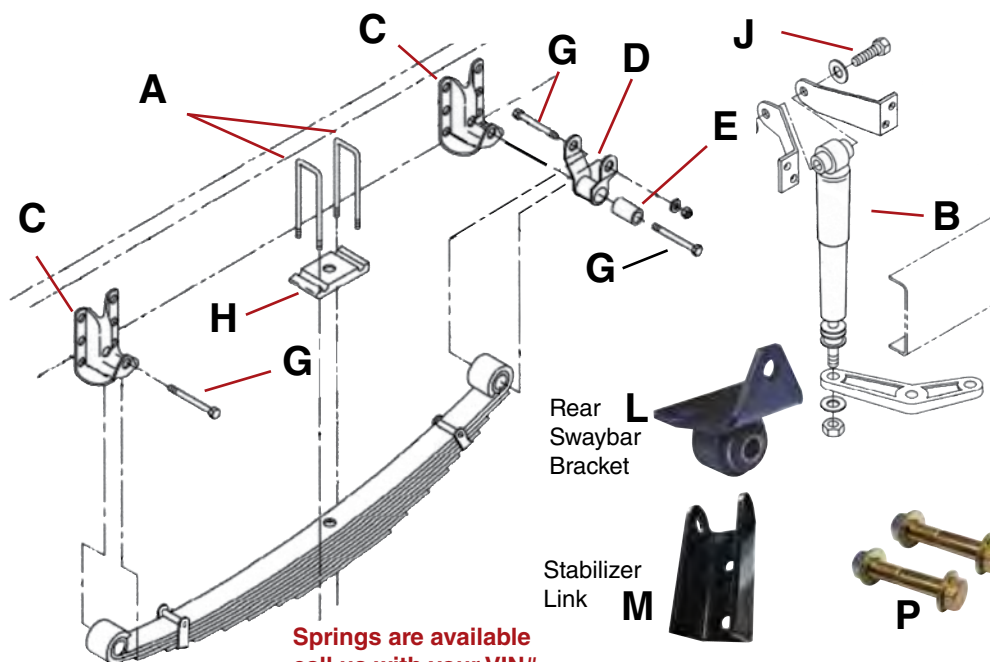
**89-098** - Bushing installation tool, Removes old bushing and installs new bushing.



**FRONT WHEEL SEAL & BEARINGS** that fit **FREIGHTLINER MT45**  
**DUAL PISTON BRAKE CALIPER w/ 4-WHEEL DISC WITH ABS****FRONT & REAR LUG BOLTS & NUTS**

- F ..... 10-785 ..... Lug Nut, Right Thread 3/4"-16  
 F ..... 10-786 ..... Lug Nut, Left Thread 3/4"-16  
 G ..... 10-770 ..... Lug Bolt, Right Thread 3/4"-16 x 2-3/8"  
 G ..... 10-771 ..... Lug Bolt, Left Thread 3/4"-16 x 2-3/8"

- A ..... 10-948 ..... Front Outer Bearing  
 B ..... 10-934 ..... Front Outer Race  
 C ..... 10-917 ..... Front Inner Race  
 D ..... 10-944 ..... Front Inner Bearing  
 E ..... 10-942 ..... Front Wheel Seal


**REAR SUSPENSION** that fits **UP TO 1999 FREIGHTLINER MT45**

**Springs are available  
call us with your VIN#**

- A ..... 10-626 ..... U-Bolt, rear suspension 14" L with nuts and washers  
 B ..... 34-968 ..... Rear Shock with lower hardware. Does not include upper bolt..... **Call with VIN No.**  
 Top Mount: 3/4", Bottom Mt: 5/8" x 3-5/16" stud, Extended: 22.625", Collapsed: 13.75"  
 B ..... 10-803 ..... Rear shock with lower hardware. Does not include upper bolt. .... **Call with VIN No.**  
 Top Mount: 3/4", Bottom Mt: 5/8" x 3-5/16" stud, Extended: 20.875", Collapsed: 12.875"  
 C ..... 10-662 ..... Hanger  
 D ..... 10-644 ..... Shackle with bushing  
 E ..... 10-656 ..... Bushing for Shackle  
 G ..... 99-515 ..... Leaf Spring Bolt, 3/4"x5-1/2", Grade 8, 1-1/8" head  
 G2 ..... 99-834 ..... 3/4" Prevailing Torque Lock Nut (Use with G)  
 G3 ..... 99-734 ..... 3/4" Washer (Use with G)  
 H ..... 10-673 ..... Top U-Bolt Plate  
 J ..... 99-344 ..... Bolt, top of shock, 3/4" x 4-1/2", Grade 8  
 J2 ..... 99-834 ..... 3/4" Prevailing Torque Lock Nut (Use with J)  
 J3 ..... 99-734 ..... 3/4" Washer (Use with J)  
 L ..... 10-427 ..... Rear Upper Mount w/Bushing for Stabilizer link  
 M ..... 10-423 ..... Rear Stabilizer Link, 5-1/2" overall height  
 N ..... 89-150 ..... Polyurethane Stabilizer Link Bushing, sold in sets of two, unassembled  
 P ..... 99-300 ..... (2) 5/8"x3-1/2" Stabilizer Link Bolts with 4 washers, 2 locknuts

**Polyurethane Stabilizer Link Bushing**  
that fits Freightliner  
MT35 & MT45

Used on Front & Rear Stabilizer  
Bars and Links




Picture shows bushings located  
on top and bottom of stabilizer  
link.



Our 89-150 Bushing set is Polyurethane and made to last longer and improve handling over the standard rubber bushings. The bumps and jerks a stepvan contends with can wear a standard rubber bushing out in as little as 2 years. Replacing them can be difficult unless you have the proper tools. We recommend replacing your rubber bushing with our new Polyurethane assy.

**WHEEL & BRAKE HARDWARE** that fits **FREIGHTLINER MT45**  
**DUAL PISTON BRAKE CALIPER w/ 4-WHEEL DISC WITH ABS**

Call with your complete VIN# when ordering these parts



**10-703** - Front/Rear Rotor with ABS. Fits single or dual rear wheels.  
Overall Dia: 15"  
Overall Depth: 3.5"  
Center Hole Dia: 5.4"  
Bolt Circle Dia: 6.75"  
**Bolt Hole Size: 3/4"**

**6 BOLT HOLE ROTORS****NOTE:****Bolt hole size**

**10-776** - Front/Rear Rotor with ABS. Fits single or dual rear wheels.  
Overall Dia: 15"  
Overall Depth: 3.5"  
Center Hole Dia: 5.4"  
Bolt Circle Dia: 6.75"  
**Bolt Hole Size: 9/16"**



**10-698** - Rotor with ABS. Replaces D6176DM  
Overall Dia: 15"  
Overall Depth: 3.188"  
Center Hole Dia: 6.0"  
Bolt Circle Dia: 7.25"  
**Bolt Hole Size: 9/16"**


CHECK YOUR CASTING # BEFORE ORDERING



**10-827** - Left or Right, Front or Rear Dual Piston Caliper with 2.60" Piston (Casting # on caliper 4151733) Dia. New not rebuilt, no core. Uses pads D184.

**D184** - Severe-Duty Brake Pads**BRAKE HARDWARE for 10-827**

**10-851** - Brake Hardware Kit (one axle set). Includes: 2 each of: Support Spring, Key, .025 & .045 Shim & Caliper Bolt.



**Front & Rear Brake hoses for 10-827 Calipers with our 10-703 Rotors**

**10-811** ..... L or R Front Hose, Pre 2002, 31"L  
**10-637** ..... Left Rear Brake Hose, Pre 2000, 13"L  
**10-638** ..... Right Rear Brake Hose, Pre 2000, 13"L  
**10-812L** ... Left Rear Brake Hose, 2002+, 40"L  
**10-812R**... Right Rear Brake Hose, 2002+, 53"L

**10 BOLT HOLE ROTORS**

Call with your complete VIN# when ordering these parts



**10-695** - Front Rotor with ABS.  
Overall Dia: 15"  
Overall Depth: 3.21"  
Center Hole Dia: 6"  
Bolt Circle Dia: 7.25"  
**Bolt Hole Size: 9/16"**  
No. of bolt holes: 10



**10-699** - Rear Rotor with ABS.  
Overall Dia: 15"  
Overall Depth: 4.44"  
Center Hole Dia: 6"  
Bolt Circle Dia: 7.25"  
**Bolt Hole Size: 9/16"**  
No. of bolt holes: 10


CHECK YOUR CASTING # BEFORE ORDERING



**10-833** - Left or Right, Front or Rear Dual Piston Caliper with 66mm Piston (Casting # 4153269) Replaces original Bosch. Uses pad D786. This is a NEW Caliper, not rebuilt, no core return.




**D786** - Front or Rear Brake pads. One axle set. MT45

**BRAKE HARDWARE for 10-833 & 10-834**

**Individual pieces - sold each**

- A** 10-925 Guide Pin Bolt Length: 1.5" (4 per axle set)
- B** 10-923 Guide pin without groove. (2 per axle set)
- C** 10-922 Guide Pin with groove (use with bushing 10-924). (2 per axle)
- D** 10-924 Bushing for 10-922 guide pin (2 per axle set)
- E** 10-927 Rubber Bushing for guide pin, (4 per axle set)
- F** 10-928 Pad Clip, (4 per axle set)
- G** 510-224 Caliper hardware kit, Includes pads clips, bushings, guide pins and bolts for 1 axle set

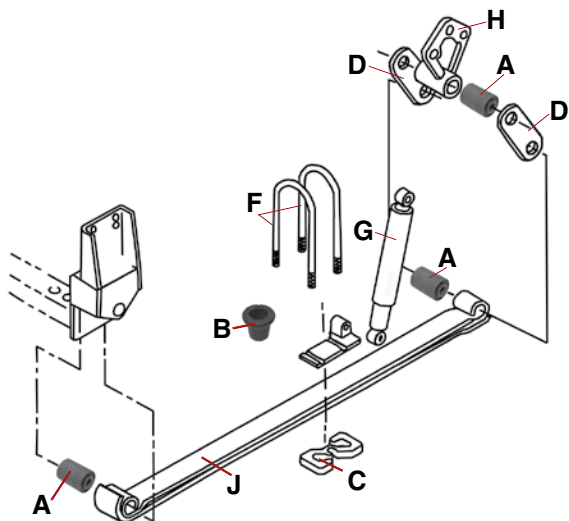


**Need Anchor Plates?**  
**Call with your VIN #**

## FRONT SUSPENSION COMPONENTS that fit FREIGHTLINER MT55

***Most parts on this page for the MT55G gas models.  
If you have a deisel, call with your VIN#.***

## GAS AND DIESEL



- A ... **89-155** ....Bushing, Fits 3" front springs, 20mm ID x 57mm OD x 80mm L  
B ... **89-152** ....Rebound bumper, 2"  
C ... **89-151** ....Spacer, 3" x 6" x 1-5/8" thick  
D ... **89-143** ....Shackle bar, 3/4" holes, 4-1/8" center to center  
D ... **89-144** ....Shackle bar, 3/4" holes, 5-5/16" center to center  
F ... **10-0125** ..U-bolt, 5/8-18 thread size  
G ... **10-85919** Front shock, 3/4" Upper/Lower Mount, Stroke:  
8.23"; Collapsed: 14.25"; Extended: 22.48"; Bore: 1-5/8"  
H ... **10-7170** ..Suspension mount bracket assy with bushing  
J ... **10-4252** ..Front Spring (call with VIN to verify)

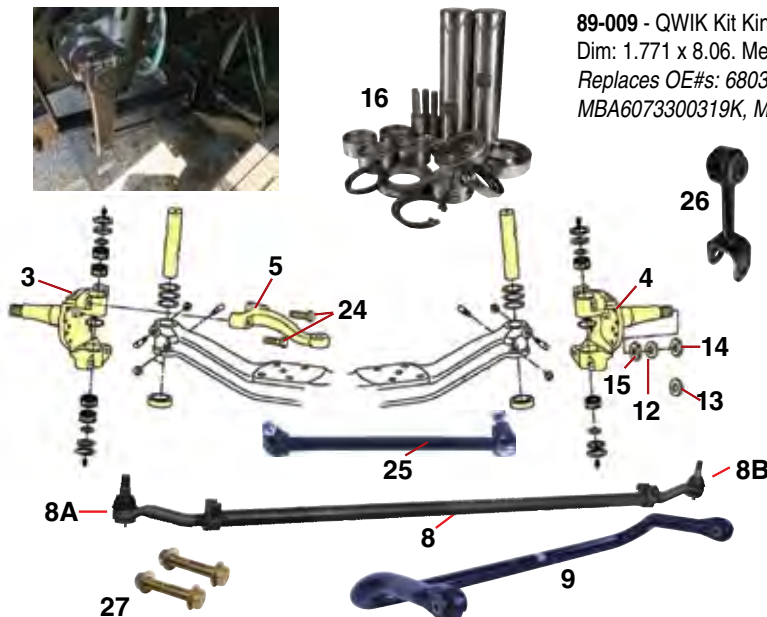


**89-009** - QWIK Kit King Pin,  
Dim: 1.771 x 8.06. Mercedes Axles.

Replaces OE#s: 6803303503, MBA6073300, 6073300219K, MBA6073302, MBA6073300319K, MBA60733003, MBA3073300, MBA68033035


**GAS ONLY**

Before you  
order, call with  
your VIN#



- 3.....**10-21501**.....Left Knuckle  
4.....**10-21502**.....Right Knuckle  
5.....**10-87401**.....Pitman Arm  
8.....**10-03403**.....Tie Rod Cross Tube Assy, TRW  
8A.....**10-87805**.....Left Tie Rod End  
8B.....**10-87806**.....Right Tie Rod End  
9.....**10-18157**.....Sway Bar, 30.5" centers  
12.....**10-20162**.....Wheel Bearing adj. Washer  
13.....**10-40701**.....Tanged Lock Washer  
14.....**10-00752**.....Inner Wheel Bearing Nut, 1.125"  
15.....**10-00652**.....Outer Wheel Bearing Nut, 1.125"  
16.....**89-009**.....Stemco Kaiser Qwik Kit King Pin Set  
*Call with VIN# so we can determine correct king pin*  
N.I.....**89-099**.....Bushing Install tool for 89-009  
24.....**10-20025**.....Screw: M20 x 1.5 x 80-10.9  
25.....**89-022**.....Draglink 21" L with taper pin threads  
of 7/8"-14 & 3/4"-16.  
26.....**34-862**.....Front Stabilizer Swaybar Link, 6-7/8"  
27.....**99-300**.....Stabilizer Link Bolt Set. 3-1/2" x 5/8"

## GAS AND DEISEL



- 1.....**89-1430** ..... Intermediate Steering Shaft Assembly
- 2.....**89-4961** ..... Yoke off of steering column
- 3.....**89-4911** ..... Yoke off of gearbox
- 4.....**89-5103** ..... U-Joint Kit

Before you  
order call  
with your  
VIN#

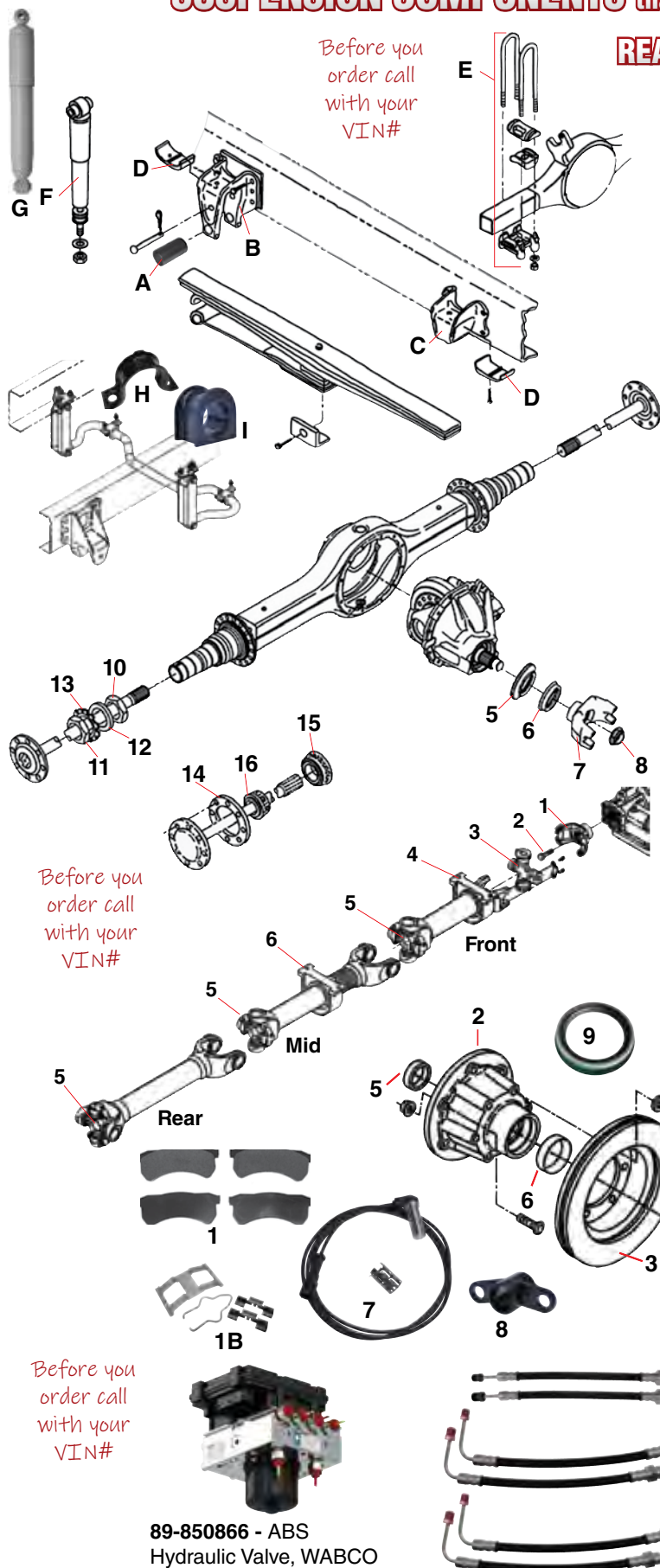
**GAS ONLY**

- 1.....**D-071**.....Brake Pads
- 1B...**10-0129**.....Brake Hardware Kit
- 2.....**10-944**.....Inner Cup Tapered Bearing
- 3.....**10-948**.....Outer Cup Bearing
- 4.....**89-00165**.....Front Rotor
- 5.....**10-8390**.....Front Hub
- 6.....**10-904**.....ABS Sensor, 68" Overall Length
- 7.....**10-905**.....ABS Sensor Bracket
- N.I...**10-942**.....Front Wheel Seal
- 9.....**10-0185**.....M22X1.5 Serrated Lug Bolt
- 10....**10-9107**.....M22x1.5 Flanged Flat Face Lug Nut: Hex: 33mm



**SUSPENSION COMPONENTS** that fit **FREIGHTLINER MT55****REAR SUSPENSION**

Before you  
order call  
with your  
VIN#



- A... 89-184..... Bimetal bushing, 1-3/8" I.D. x 3"  
 B... 89-127..... Left Front hanger  
 B... 89-128..... Right Front hanger  
 C... 89-135..... Left Rear hanger  
 C... 89-136..... Right Rear hanger  
 D... 89-129..... Wear shoe, fits front or rear hanger  
 E... 10-316..... U-bolt kit, 3/4"x3"x**16-3/8"**, 1 pair  
 E... 10-328..... U-bolt kit, 3/4"x3"x**18-3/8"**, 1 pair  
 F... 34-5436..... Rear Shock, Upper Mount ES120; Lower Mount; S21; Stroke: 8.06"; Collapsed: 12.72"; Extended: 20.78"; 1-3/8" Bore  
 G... 38-9933..... Rear Shock 2015+ Freightliner MT55  
 H... 10-340..... Rear Swaybar Bushing Bracket, Gas  
 I... 10-341..... Rear Swaybar Bushing, Gas

- 5...10-78047.... Radial Shaft Seal  
 6...10-30091 ... Radial Dust Cover Seal  
 7...10-00344 ... Yoke: 1550/SPL 70  
 8...10-10172 ... Input Yoke Nut  
 10...10-1227..... Inner wheel bearing nut adjuster  
 11...10-1446..... Outer wheel bearing nut adjuster  
 12...10-1459..... Wheel Bearing adjusting Washer  
 13...10-94636 .... Lock Washer, tanged  
 14...10-08426.... Axle shaft gasket, 5.31, 8.56  
 N.I. 81-106..... Drive Axle flange gasket, 3.97, 6.187  
 15...10-33287 .... Cone Bearing 2.875 / 1.187  
 16...10-3982 ..... Cone Bearing 2.5 / 1.18

**Driveshaft**

- 1... 90-22131 ..... Transmission Yoke  
 2... 90-36847 ..... Bolt for Trans. Yoke  
 3... 90-SPL70X... U-Joint for front of Front Driveshaft  
 4... 90-12134 ..... Center Bearing, Front Driveshaft  
 5... 89-SPL70..... U-Joint  
 6... 90-12135 ..... Center Bearing, Mid Driveshaft

- 1..... D-071 ..... Brake Pads, 2018  
 1B.. 10-0129 ..... Brake Hardware Kit, 2018  
 2..... 89-39867 ..... Hub Assy, **CALL WITH VIN#**  
 3..... 89-00165 ..... Rear Rotor  
 5..... 89-39920 ..... Cup Bearing 4.437 1.187  
 6..... 89-39462 ..... Cup Bearing 4.25 1.187  
 7..... 10-904 ..... ABS Sensor, 68" Overall Length  
 8..... 10-905 ..... ABS Wheel Sensor Bracket  
 9..... 10-936 ..... Rear Wheel Seal

**1010-400** - Front and rear flexible 6 piece brake hose kit from ABS proportioning ECU to steel brake lines. Two for the front brakes, two for the rear brakes and two for the master cylinder. Popular on Freightliner MT45 and MT55 with ABS brakes. With this kit all 6 lines have a 7/16"-20 female thread that connect to the steel lines. Three of those lines have 7/16"-20 male thread that connect to the ABS Unit and the other three lines have 1/2"-20 male thread that connect to the ABS Unit. See page 69 for Master Cyl. lines down.

**89-850866** - ABS Hydraulic Valve, WABCO

# WHEEL & BRAKE HARDWARE that fits FREIGHTLINER MT-55

## DUAL PISTON BRAKE CALIPER w/ 4-WHEEL DISC WITH ABS

Call with your  
complete VIN#  
when ordering  
these parts

### 6 BOLT HOLE ROTOR



CHECK YOUR  
CASTING # BEFORE  
ORDERING



**10-827** - Left or Right, Front Dual Piston Caliper with 2.60" Piston Dia. (Casting # on caliper 4151733) **NEW** not rebuilt, no core. Uses pads D184.



**10-703 - Front Rotor** with ABS. Fits single or dual rear wheels.  
Overall Dia: 15"  
Overall Depth: 3.5"  
Center Hole Dia: 5.4"  
Bolt Circle Dia: 6.75"  
Bolt Hole Size: 3/4"

**10-698 - Rear Rotor** with ABS. Replaces D6176DM  
Overall Dia: 15"  
Overall Depth: 3.188"  
Center Hole Dia: 6.0"  
Bolt Circle Dia: 7.25"  
Bolt Hole Size: 9/16"



**10-851** Brake Hardware Kit (one axle set). Includes 2 each of: Support Spring, Key, .025 Shim, .045 Shim, Caliper Bolt.

**Front & Rear Brake hoses for 10-827 Calipers with our 10-703 Rotors**

**10-811** ..... L or R Front Brake Hose, 31"L

**10-812L** ... Left Rear Brake Hose, 40"L

**10-812R**... Right Rear Brake Hose, 40"L



**D184**  
Severe-Duty  
Brake Pads

**1010-600** - Front and rear 6 piece brake hose kit from ABS proportioning ECU to steel brake lines. Two front brake, two rear brake and two for the master cylinder lines. All thread lines in this kit that screw into the ABS unit and that screw into the hard lines are 7/16"-20. If your thread sizes are **NOT** 7/16"-20 for all connections, see kit 1010-400 on page 67.

### 10 BOLT HOLE ROTORS



**10-695 - Front/Rear Rotor** with ABS.  
Overall Dia: 15"  
Overall Depth: 3.21"  
Center Hole Dia: 6"  
Bolt Circle Dia: 7.25"  
Bolt Hole Size: 9/16"  
No. of bolt holes: 10

**10-699 - Front/Rear Rotor** with ABS.  
Overall Dia: 15"  
Overall Depth: 4.44"  
Center Hole Dia: 6"  
Bolt Circle Dia: 7.25"  
Bolt Hole Size: 9/16"  
No. of bolt holes: 10

**Front & Rear Brake hoses for 10-828 Calipers with our 10-699 Rotors** (see above for pictures)

**10-811** ..... L or R Front Brake Hose, 31"L

**10-812** ..... L or R Rear Brake Hose, 40"L



#### FRONT & REAR LUG BOLTS & NUTS

A ..... **10-785** ..... Lug Nut, Right Thread 3/4"-16

A ..... **10-786** ..... Lug Nut, Left Thread 3/4"-16

B ..... **10-770** ..... Lug Bolt, Right Thread 3/4"-16 x 2-3/8"

B ..... **10-771** ..... Lug Bolt, Left Thread 3/4"-16 x 2-3/8"

C ..... **10-764** ..... Lug Nut, Right Thread 1-1/8"-16

C ..... **10-766** ..... Lug Nut, Left Thread 1-1/8"-16

D ..... **10-796** ..... Inner Cap Nut, Right Outer Thread 1-1/8"-16

D ..... **10-797** ..... Inner Cap Nut, Left Outer Thread 1-1/8"-16



**10-904** ABS Sensor. 68" Length with 90 degree mount with standard round 2 pin connector.



**10-905** ABS Wheel sensor bracket.



CHECK YOUR  
CASTING # BEFORE  
ORDERING



**10-833** - Left or Right, Front or Rear Dual Piston Caliper **with 66mm Piston** (Casting # on caliper 4153269) Replaces original Bosch caliper. **NEW** not rebuilt, no core return. Up to 2017 Uses pad D786.

Use 10-851  
Hardware  
See above



**10-828** - LH or RH. Front or Rear Dual Piston Caliper (Casting # 4150844). **NEW** not rebuilt - No core. Uses pads D225. Up to '17

**10-834** - Left or Right Rear Dual Piston Caliper **with 73mm piston** dia. (Casting # on caliper 4153222). Replaces Bosch. **NEW** not rebuilt - No core return. Uses pad D786A




**D786** - Front or Rear Brake pads. One axle set.

**D786A** - Rear Brake pads. Thicker pad. One axle set.



**D225** Severe-duty brake pad Fits Rear

#### BRAKE HARDWARE for 10-833 & 10-834



#### Individual pieces - sold each

A **10-925** Guide Pin Bolt Length: 1.5" (4 per axle set)

B **10-923** Guide pin without groove. (2 per axle set)

C **10-922** Guide Pin with groove (use with bushing 10-924). (2 per axle set)

D **10-924** Bushing for 10-922 guide pin (2 per axle set)

E **10-927** Rubber Bushing for guide pin, (4 per axle set)

F **10-928** Pad Clip, (4 per axle set)

G **510-224** Caliper hardware kit, Includes pads clips, bushings, guide pins and bolts for 1 axle set



## MASTER CYLINDER AND HYDROMAX BRAKE BOOSTER

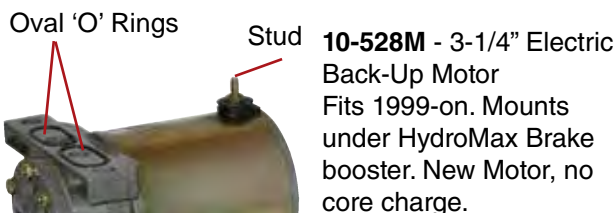
### GM, WORKHORSE, FORD, FREIGHTLINER & IHC



**10-579** - Master Cylinder ID#4927 with 3-1/2" high reservoir (New, not rebuilt). Replaces Freightliner MT-45, Ford, IHC, Navistar with 2" or 50.80mm Bore (Bosch) Includes differential pressure switch. The reservoir is 3-1/2" tall. For Master Cylinders with taller reservoir use 10-487  
Primary Outlet: 9/16-18  
Secondary Outlet: 1/2-20




**10-539** - HydroMax Brake Booster  
**(REMANUFACTURED)** Fits 1999-on GM/Workhorse, Freightliner, IHC, Ford medium duty trucks and Stepvans For master cylinders with 2" bore. (10-579 or 10-487)  
Casting # 2772114 - offset mount.  
Inlet: 3/4-18 thread with O-ring tube seat  
Outlet: 1/2" Inside Dia., push on hose style  
Return core for 75.00



**10-528M** - 3-1/4" Electric Back-Up Motor  
Fits 1999-on. Mounts under HydroMax Brake booster. New Motor, no core charge.

**10-560** Universal Brake line kit. From Master Cylinder to hard lines. 17.5" and 19" Flexible hose. Ends may need slight alteration to fit your application. 2 piece kit.



**10-487** - Master Cylinder with 4-3/4" high reservoir (New, not rebuilt). Replaces Ford, IHC, Workhorse, Freightliner with 50.80 or 2" bore. Switches are included for both the casting and the reservoir. Either switch can be removed if not needed. Works with Hydromax brake booster. Measure reservoir height before ordering, this reservoir is 4-3/4" tall. Freightliner uses 2 different reservoir sizes. For a master cylinder with a short 3.5" tall reservoir, use part 10579.

#### Specifications:

- Bore Diameter: 50.80mm or 2" (Bosch)
- Reservoir Capacity: 84 Cubic Inches
- Overall Reservoir Size: 4-3/4"H x 6-1/2"L x 5-1/4"W
- Split: 50/50
- Primary Outlet: 9/16-18
- Secondary Outlet: 1/2-20

### REPLACEMENT PARTS



#### 36-984 Differential Pressure Switch in Casting

The differential pressure switch reacts to a loss of master cylinder hydraulic pressure in either side of the split hydraulic system and can illuminate a warning light at the instrument panel. When pressure is lost in either the primary or secondary circuit of the master cylinder, the switch closes. The electrical switch will remain closed until the malfunction is corrected. When both systems develop normal pressure, the switch will return to center and open the electrical switch circuit. A mechanically latched connector is attached to the switch. The switch has two tabs on a common terminal (positive) and is grounded through the master cylinder.

#### 36-987 Fluid Level Indicator Switch in Reservoir

When the fluid reaches a predetermined level (low fluid level), the switch closes and can illuminate a warning light at the instrument panel. A sealed and mechanically latched connector is attached. The switch has two terminals, positive and negative, which are interchangeable.

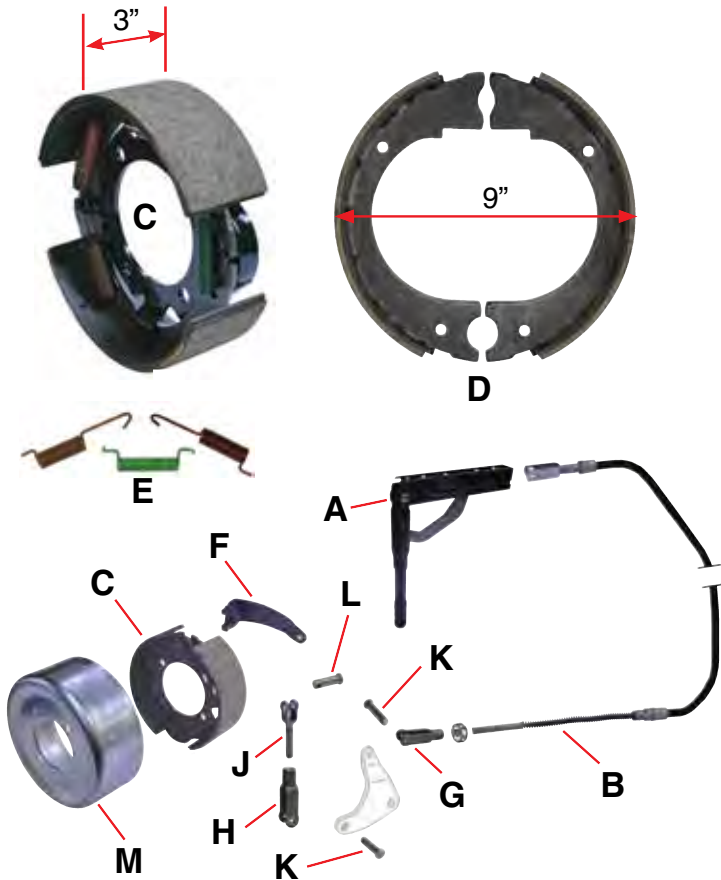


**10-380** - Cap for Master Cylinder, diaphragm not included



**10-381** - Diaphragm for Cap



**EMERGENCY BRAKE ASSEMBLY**
**that fits FREIGHTLINER MT35, 45 & 55**
*Used on Ford, Freightliner, John Deere & Oshkosh Custom Chassis*


**A ... 10-970** ..... Parking Brake Handle with closed end for cable. Handle turns to adjust cable tension. May need slight modification to mount.

**B ... 10-659** ..... Parking Brake Cable

**C ... 10-941** ..... Drive Line Brake Assembly with 9" x 3" shoes

**D ... SD-647** ..... Drive Line Emergency brake shoe set. 9" x 3"

**E ... 10-807** ..... Brake hardware spring set

**F ... 10-946** ..... Brake shoe lever

**G ... 10-958** ..... Yoke (Short), cable to bellcrank with 3/8" hole

**H ... 10-949** ..... Yoke (Long), bellcrank to lever with 3/8" hole

**J ... 10-947** ..... Clevis, accepts 5/16" pin, 2-7/8" overall length

**K ... 99-038** ..... 3/8" Pin

**L ... 99-516** ..... 5/16" Pin

**M ... 10-31027** .. Parking Brake Drum



**81-867** 52" Accelerator Cable, JD & Oshkosh



**87-040** - 12 volt Horn, **High note**, 125 decibels

**87-043** - 12 volt Horn, **Low note**, 125 decibels

Single or Dual Terminal Horn  
Hardware Includes: strip bracket,  
pigtail, screws and nuts.

**MISCELLANEOUS FRONT END PARTS**

**75-198**

Rubber boot for floor shifter used on Utilimaster. Oval / rectangular shape with overall dim: 9.75" x 8.5". Has 5 bellows with a metal flange mount.




**75-196** - Shifter boot for floor shifter on Morgan Olson with Freightliner chassis, 2001 on. Base dia: 8-3/4"; Height: 5-1/2".

Bottom ring may need to be trimmed off to reduce base diameter to 7".



**10-564** - Hydraulic Clutch Cylinder Manual Trans. Freightliner, Oshkosh and John-Deere



**87-426** - Battery Tray. Oshkosh and John-Deere



**81-9520** - Allison 1000 & 2000 Automatic Transmission Shift Control Linkage Kit.



**81-895** - 95" Automatic Transmission Cable for dash mounted shift. Has 3" of travel.



**81-2184** - 84" Automatic Transmission Cable for Allison 1000 & 2000 Trans w/6.0L Eng.



**87-135** - Engine Mount for the Freightliner MT45 and MT55. Four mounting holes on 2-3/4" and 3-1/4" centers.



**2448** - Transmission Mount, Manual transmission. Oshkosh and John-Deere



**87-108** - Engine mount that fits Cummins 4BT John Deere and Freightliner chassis.

**BRAKE LINE KITS**


**See page 31 for more information on brake tubing and fittings.**

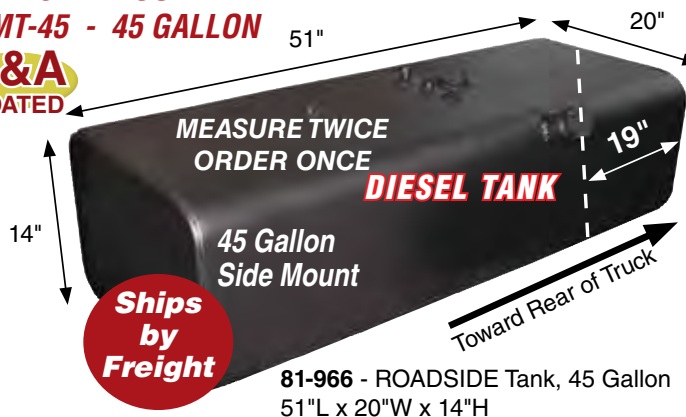
**With these Brake Lines you can:**

- Bend and flare tubing by hand to meet your exact requirements (no bending tools required)
- Route brake line tubing quickly and easily
- Replace multiple brake lines using both metric and standard fittings
- Find all necessary connectors and fittings in one easy-to-use kit


**BRAKE LINE REPLACEMENT KITS**

**99-316** ..... 3/16" Brake Line Kit, 110 pieces and 25' brake tubing

**99-214** ..... 1/4" Brake Line Kit, 41 pieces and 25' brake tubing

**ROADSIDE (Left Side) FUEL TANKS that fit FREIGHTLINER****MEASURE TWICE ORDER ONCE****CALL WITH VIN #****ROADSIDE MOUNT TANK  
MT-45 - 65 GALLON****C&A  
COATED****Ships  
by  
Freight****81-942** - ROADSIDE Tank, 65 Gallon, 74"L x 20"W x 14"H**ROADSIDE MOUNT TANK  
MT-45 - 30 GALLON****C&A  
COATED****81-956** - ROADSIDE Tank, 30 Gallon 34.5"L x 20"W x 14"H**ROADSIDE MOUNT TANK  
MT-45 - 45 GALLON****C&A  
COATED****Ships  
by  
Freight****81-966** - ROADSIDE Tank, 45 Gallon 51"L x 20"W x 14"H**ROADSIDE MOUNT TANK  
MT-45 - 45 GALLON****C&A  
COATED****Ships  
by  
Freight****81-227** - ROADSIDE Tank, 45 Gallon 45"L x 22"W x 12"H.

Popular on Aramark Trucks

**81-979** - Fuel Sender for all 14" tall side mount tanks.**FUEL TANK STRAP****81-949** - 33-5/8" Fuel Tank Strap for 14" high side mount tanks.**81-946** - 32-1/2" Fuel Tank Strap for 12" high side mount tanks.

Popular on UCBC with Freightliner Chassis

**CURBSIDE (Right Side) FUEL TANKS****CURBSIDE MOUNT TANK  
45 GALLON****C&A  
COATED****81-992** - CURBSIDE Tank, 45 Gallon, 51"L x 20"W x 14"H. Filler tube centered 4" from rear edge of tank. Popular on FedEx.**What is C&A COATED?****Corsol® Coated on the Outside**

Corsol corrosion protection is a complete metal treatment system, on the outside of the tank, that protects steel from the corrosive effects of magnesium chloride, calcium chloride, sodium chloride, rock chipping, and extreme temperatures.

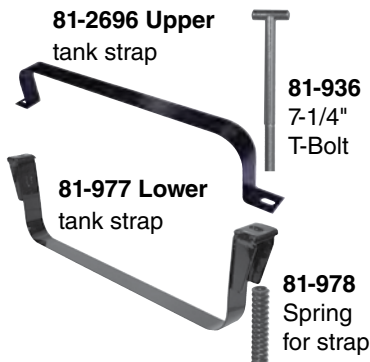
- Offers an alternative to hot dipped galvanizing
- Provides exceptional performance, lower weight and cost
- Leaves a satin black finish that prevents corrosion
- Well suited for corrosive and damaging salty conditions

**Aluminized on the Inside**

Our tanks are aluminized on the inside to help protect against corrosion. Aluminized steel is a carbon steel that has been hot-dip coated with aluminum-silicon alloy. This process assures a tight metallurgical bond between the steel sheet and the aluminum coating, producing a material with a unique combination of properties possessed neither by steel nor by aluminum alone.

**CENTER MOUNT FUEL TANKS** that fit **FREIGHTLINER**  
**MEASURE TWICE ORDER ONCE****CENTER MOUNT TANK WITH LEFT HAND FILL**  
**MT-45 /55 - 60 GALLON**

**81-933** - Center Mount Tank  
60 gallon  
34"L x 27"W x 16"H  
Fits MT 45/55



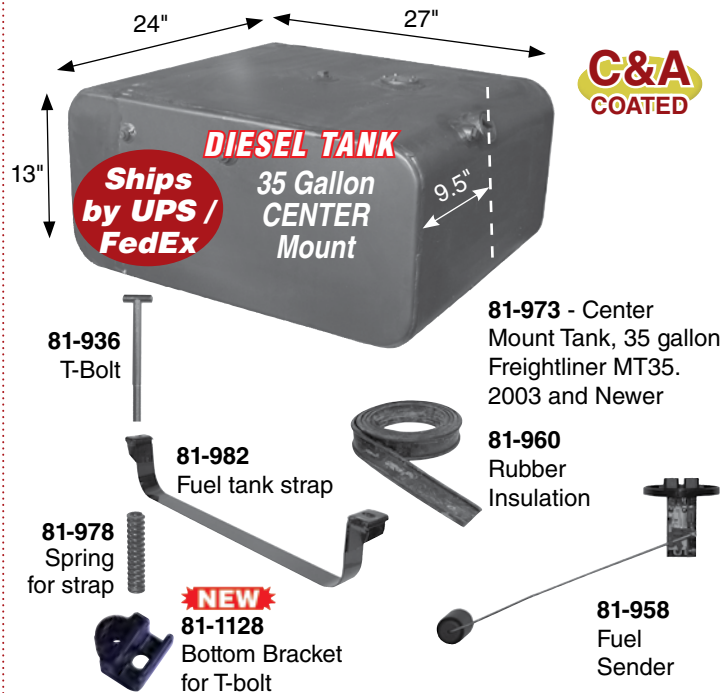
**81-972**  
Fuel sender gauge

**NEW**  
**81-1128**  
Bottom Bracket for T-bolt

**81-960**  
Rubber Insulation

**CENTER MOUNT TANK WITH LEFT HAND FILL**  
**MT-45 - 35 GALLON**

**81-981** - Center Mount Tank  
35 gallon, 27"L x 21.5"W x 16.5"H

**CENTER MOUNT TANK WITH LEFT HAND FILL**  
**MT-35 - 35 GALLON**

**81-973** - Center Mount Tank, 35 gallon Freightliner MT35. 2003 and Newer

**CENTER MOUNT TANK WITH LEFT HAND FILL**  
**MT-35 - 35 GALLON****SwipeLock Lockbox**

**The perfect fuel card security solution for fleet owners with multiple trucks! 84-850**

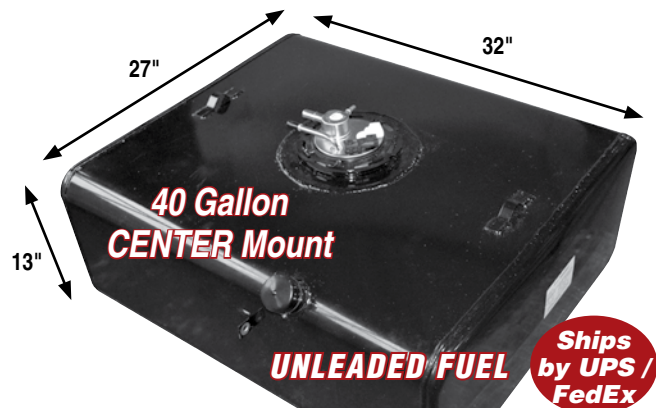
No more tracking down and replacing lost cards or managing employee spending habits.



# CENTER MOUNT FUEL TANKS & ACCESSORIES that fit FREIGHTLINER

## MEASURE TWICE ORDER ONCE

**CENTER MOUNT TANK MT55 with the 6.0L Vortec Gas Engine - MT45/55 - 40 GALLON**



**81-986** - Center Mount, 40 Gallon GAS tank with fuel pump sending unit. 32"L x 27"W x 13"H.



### FUEL CAPS



**81-918** - Non-Locking Diesel Fuel Cap with Pre-vent® Green in color. Fits our filler necks.



**81-911** - Non-Locking Fuel Cap, Oshkosh & Freightliner



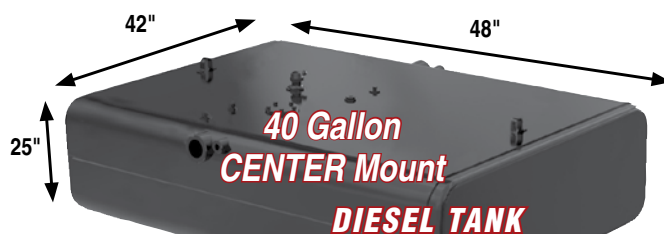
**81-913** - Locking Fuel Cap, Oshkosh & Freightliner



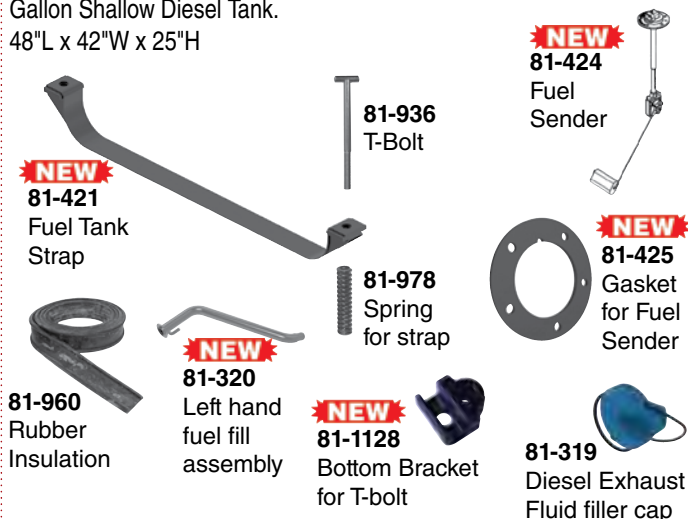
2" Threaded Brass Non-Vented Fuel Caps that fit all Mill Supply tanks with threaded filler necks.

**81-812** - Locking Brass Fuel Cap  
**81-938** - Non-Locking Brass Fuel Cap

**CENTER MOUNT TANK MT-SERIES with the 6.7L Diesel Engine - 40 GALLON**



**NEW**  
**81-326** - Center Mount, 40 Gallon Shallow Diesel Tank. 48"L x 42"W x 25"H



### ADJUSTABLE FUEL SENDERS and PUMP for JOHN-DEERE, OSHKOSH & FREIGHTLINER

**81-965**  
0 ohm full; 90 ohm empty  
2-1/8" Five bolt circle  
6" to 23" adjustable height

**81-953**  
240 ohm full; 33 ohm empty  
2-1/8" Five bolt circle  
6" to 23" adjustable height  
180 Degree sweep

**81-974** - Fuel Pump used on the Freightliner MT35, Oshkosh & John-Deere chassis. This Industrial Fuel Pump operates only when fuel flow is required, cycling on when fuel is demanded. Very durable with an expected lifespan of over 18,000 hours. Weight: 1.85 lbs. Dimensions: 5-3/4"H x 2-1/2" dia. with 2-1/2" bolt hole spacing.



**Lifetime Warranty**  
**against corrosion!**

**The BEST Hard**  
**Fuel Line you'll**  
**ever work with!**

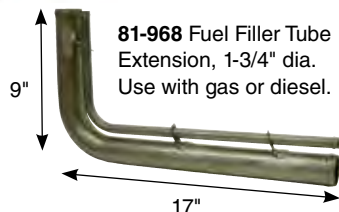
**99-1238** - 3/8 Fuel Line, 25 ft.  
**99-1516** - 5/16 Fuel/Trans Line, 25 ft.

## REPLACEMENT FILLER TUBES that fits UTILIMASTER w/ JOHN-DEERE, OSHKOSH or FREIGHTLINER CHASSIS

### Diesel



**81-976 Diesel** Fuel Filler Neck with non-locking green fuel cap. Neck reduces down to 1-3/4" and has a 5/8" vent tube. Fits MT45/55



**81-968 Fuel Filler Tube** Extension, 1-3/4" dia. Use with gas or diesel.

### Unleaded Fuel



**81-983 Unleaded Fuel** Filler Neck with non-locking black fuel cap. Alternate option for the OE Replacement 81-9060.



**81-968 Fuel Filler Tube** Extension, 1-3/4" dia.

Flexible Filler & Vent Hoses



**81-954** - Filler Hose, 1-3/4" I.D. x 36"

**81-858** - Vent Hose, 5/8" I.D. x 36"

### Unleaded Fuel



**81-5422 Unleaded** Fuel Cap for 81-9060  
**81-9060 Unleaded** Fuel Filler Tube Assy (OE replacement)

## FUEL LINE REPAIR & REPLACEMENT KIT

Replace or repair steel fuel lines in record time with quick disconnect couplers and nylon line instead of replacing original steel lines.



**99-1200** - Fuel line replacement kit, 52 pieces total with 15ft of 5/16" nylon line and 15ft of 3/8" nylon line. Convenient... Everything you need in one kit. Cost effective saves up to 70% vs. OEM fuel lines. Easy to use with no special insertion tools required. Made in USA



For Nylon to Steel Repair – Quickly secure nylon fuel line to quick connect at fuel sending unit with seal clamps provided. Use the Nylon to Steel compression fitting with the crimp tool to connect to a steel line.



Older fuel pumps have steel fittings – The kit supplies a Female to Nylon connector eliminating your steel line for a quick fix. From there, your options are limitless allowing you to continue with nylon line or convert it back to steel with the fittings provided.

## ENGINE BLOCK HEATERS

### ZEROSTART

Fits Cummins 4B3.9/4BT3.9 & 6B5.9/6BT5.9, right side of engine.



**56-740** - 750 Watt (120 volt) Engine Block Heater (freeze plug style) with cord.

**56-741** - Cord only for 56-740 (included with 56-740)

**56-753** - 750 Watt (120 volt)

**Engine Block Heater** (immersion style) with standard cord. When wiring into a weatherproof field wired receptacle (ie: 56-005) use cord 56-756. Installs in 3/4" NPT port to rear of engine.

**2003-08 Cummins diesel ISB 4 Cyl. 3.9L and 6 Cyl. 5.9L engine. Freightliner chassis.**

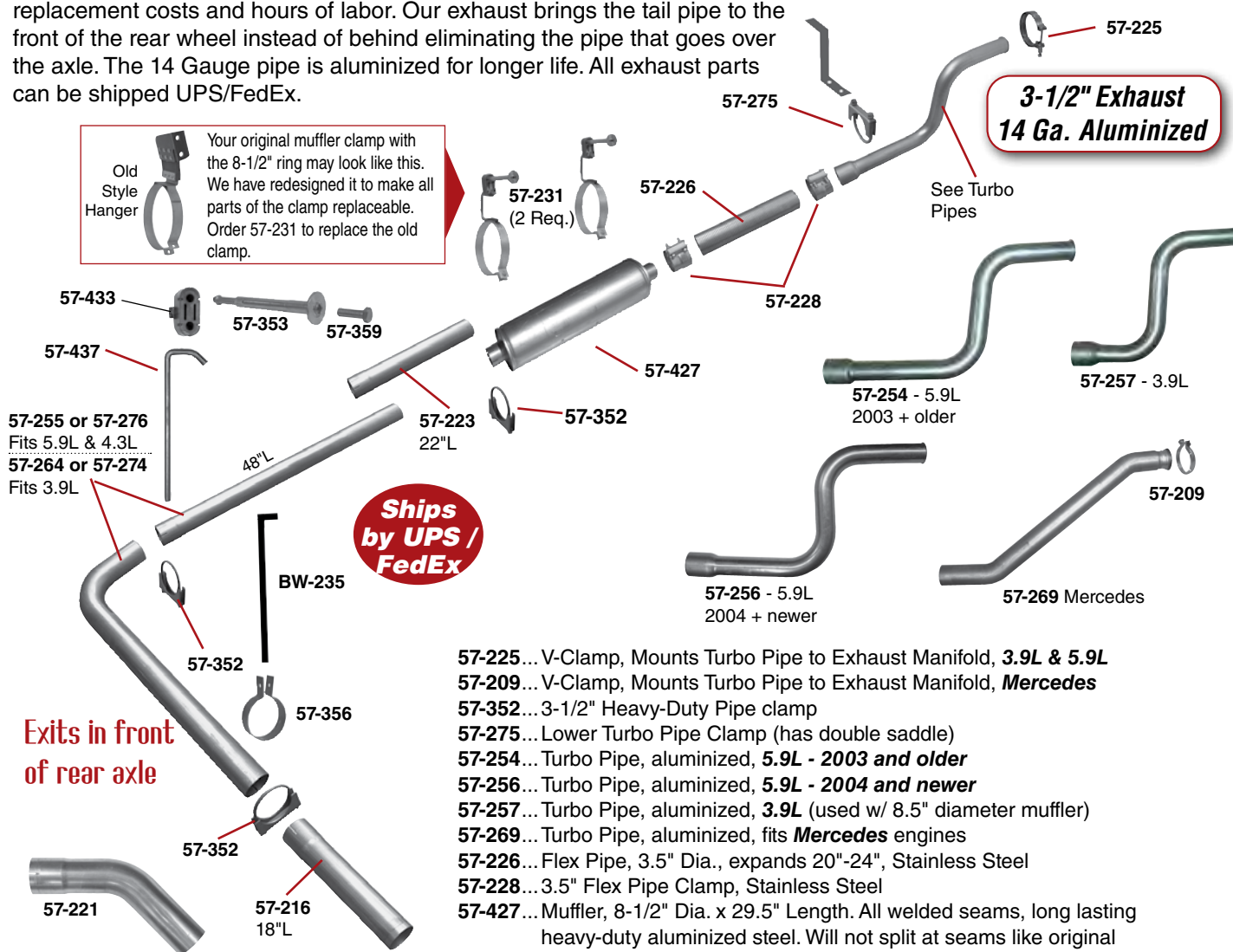
**56-756** - Cord Only (7 foot) that fits Freightliner chassis with Utilimaster body.



**For Plugs, Cordsets & Brackets See Page 1119**

## EXHAUST PARTS that fit FREIGHTLINER MT35, MT45 & MT55 w/ B3.9L, B5.9L & 6.7L CUMMINS DIESEL ENGINE or MERCEDES 4.3L MBE900

Mill Supply's exhaust system for the MT45 will save you hundreds in replacement costs and hours of labor. Our exhaust brings the tail pipe to the front of the rear wheel instead of behind eliminating the pipe that goes over the axle. The 14 Gauge pipe is aluminized for longer life. All exhaust parts can be shipped UPS/FedEx.



Tail Pipes are cut in two for shipping purposes  
Exits RH side of vehicle

**Our 14 Gauge  
pipes are  
ALUMINIZED to  
last longer**

### FREIGHTLINER OWNERS

If you don't see what you are looking for give us a call. Have the last 6 digits of your VIN# ready.

**57-225**... V-Clamp, Mounts Turbo Pipe to Exhaust Manifold, **3.9L & 5.9L**

**57-209**... V-Clamp, Mounts Turbo Pipe to Exhaust Manifold, **Mercedes**

**57-352**... 3-1/2" Heavy-Duty Pipe clamp

**57-275**... Lower Turbo Pipe Clamp (has double saddle)

**57-254**... Turbo Pipe, aluminized, **5.9L - 2003 and older**

**57-256**... Turbo Pipe, aluminized, **5.9L - 2004 and newer**

**57-257**... Turbo Pipe, aluminized, **3.9L** (used w/ 8.5" diameter muffler)

**57-269**... Turbo Pipe, aluminized, fits **Mercedes** engines

**57-226**... Flex Pipe, 3.5" Dia., expands 20"-24", Stainless Steel

**57-228**... 3.5" Flex Pipe Clamp, Stainless Steel

**57-427**... Muffler, 8-1/2" Dia. x 29.5" Length. All welded seams, long lasting heavy-duty aluminized steel. Will not split at seams like original equipment. Fits **Freightliner 3.9L, 5.9L and Mercedes**

**57-231**... Muffler hanger w/8-1/2" ring. Fits 57-427 muffler

**57-223**... 22" x 3-1/2" Dia. Straight Exhaust Pipe, aluminized, **Not required for 3.9L**

**57-255**... Tail Pipe, aluminized (cut in two for shipping) Fits **5.9L. Freightliner and Mercedes. Tail pipe exits RH side.**

**57-276**... Tail Pipe Kit, Same as 57-255 but includes 4 clamps (57-352), and includes pipes 57-223 and 57-216.

**57-264**... Tail Pipe, aluminized (cut in two for shipping), **3.9L. Tail pipe exits Right side. Cut for short wheelbase. (Use #57-274 for tailpipe w/clamps)**

**57-274**... Tail Pipe, Same as 57-264 but includes 2 clamps (57-352), **3.9L**

**57-216**... Tail Pipe Extension, 18" x 3-1/2" dia., aluminized, **Not required for 3.9L**

**57-221**... Tail Pipe Extension with kick down, 18"L x 3.5"dia. connection

**57-356**... Exhausts hanger clamp, 3-1/2" inside diameter

**BW-235**. Aluminum bar, 23.5"L x 1" x 1/8", bend and cut to desired length

**57-353**... Pin for Muffler bracket, 8.5"L. Mounts to frame with bolt (bolt not included)

**57-359**... Metric Bolt, Mount pin to frame

**57-433**... Rubber Insulator

**57-437**... Pipe Hanger, 11", Bend and weld to pipe

**Aluminized!**



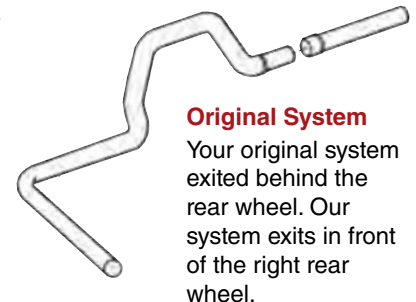
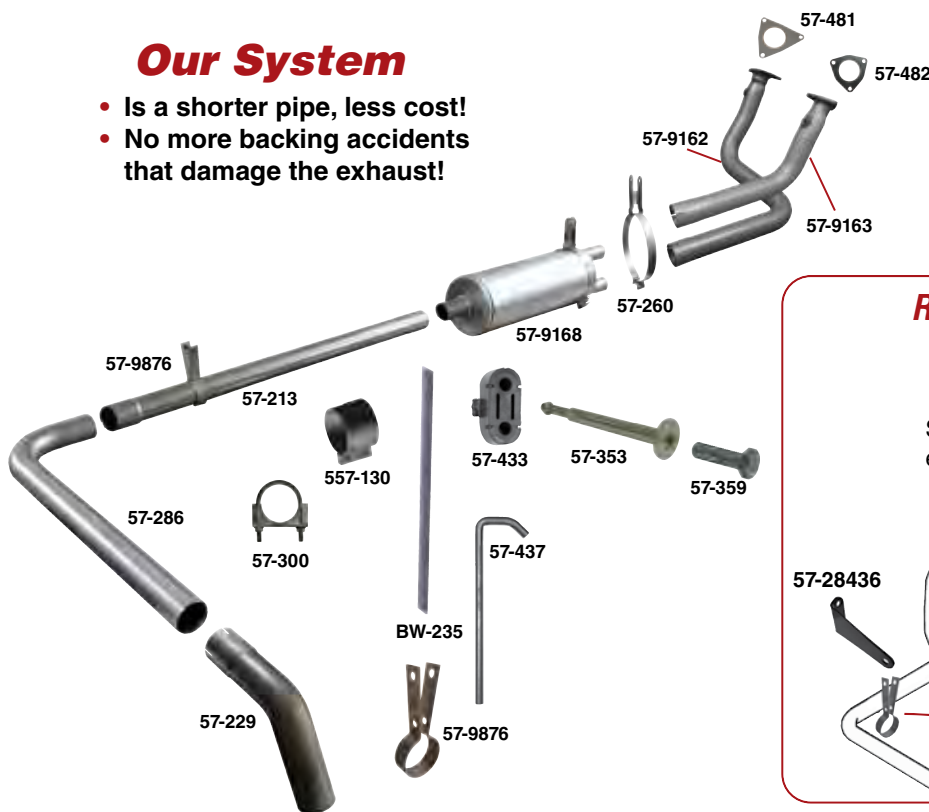
**EXHAUST PARTS that fit FREIGHTLINER MT45 & MT55 - 6.0L GAS**

We were hearing complaints about the original system that went up over the axle and exhausted out behind the rear wheel. We designed our system to exhaust in front of the right rear wheel. This way you not only save hundreds of dollars in cost but also eliminate the problem with backing into high curbs that crease and bend the exhaust pipe. We have provided a number of brackets and clamps so you can custom make it work for your truck.

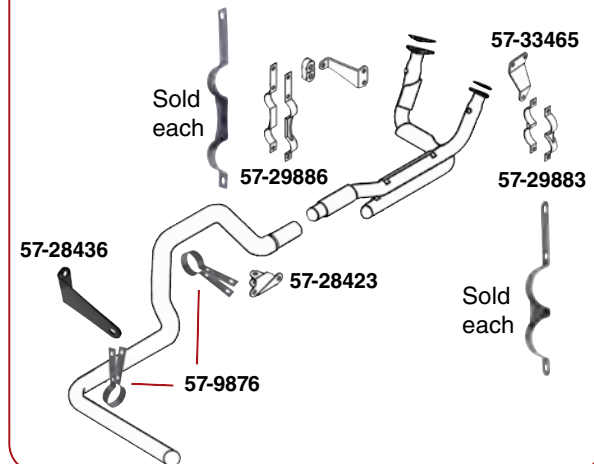
*Upgrade with our quality aftermarket exhaust parts today!*

**Our System**

- Is a shorter pipe, less cost!
- No more backing accidents that damage the exhaust!

**Original System**

Your original system exited behind the rear wheel. Our system exits in front of the right rear wheel.

**Replacement OEM Parts**

- 57-213 - Straight pipe, 55" x 3 dia.", cut to fit  
 57-229 - Kick down exhaust pipe, 16" x 3" dia. w/45 deg. bend  
 57-260 - Muffler Clamp, S.S. 10" dia.  
 57-286 - 'L' pipe, 36" x 10" x 3" dia. with 90 deg bend, cut to fit  
 57-300 - Pipe clamp, 3" dia.  
 57-353 - Muffler bracket mount pin, bolts to frame, order 57-359 bolt separately  
 57-359 - Bolt for mount pin, use with 57-353  
 57-433 - Insulator  
 57-437 - Pipe hanger  
 57-481 - Manifold Gasket for 57-9162 left exhaust pipe  
 57-482 - Manifold Gasket for 57-9163 right exhaust pipe  
 557-130 - Flat pipe clamp, 3" dia.  
 57-9162 - Left exhaust pipe for 6.0L gasoline engines  
 57-9163 - Right exhaust pipe for 6.0L gasoline engines  
 57-9168 - Aluminized Muffler, 10" x 28.75", (2) 2-1/2" Inlets, (1) 3" Outlet  
 57-9876 - Pipe hanger clamp, S.S., 3" dia, 4" drop  
 57-28423 - Tailpipe support bracket, supports 57-9876  
 57-28436 - Tailpipe support bracket, supports 57-9876

- 57-29883 - Two Pipe Bracket for 3" diameter pipes. Mounts forward of catalytic converter, 13-1/4" overall length. Sold each, order 2 if you need a set.  
 57-29886 - Two Pipe bracket for 2-1/2" dia. pipes. Mounts rear of the catalytic converter, 14-3/4" overall length. Sold each, order 2 if you need a set.  
 57-33465 - Exhaust support bracket, supports 57-29883  
 BW-235 - Aluminum bar strap, 23" x 1" x 1/8"

**EXHAUST PARTS THAT FIT FREIGHTLINER MT ISB10 - 6.7L CUMMINS DIESEL****NEW**

**57-451** - Stainless Steel Turbo Pipe.

Wall Thickness: 1/16"  
 End 1 Outer Diameter: 3-1/2"  
 End 2 Outer Diameter: 4"  
 Center to Center Length: 22-11/16"

**NEW**

**57-456** - Lined Flex Pipe, 14" x 4" x 3.5"

Hose Length: 9-1/2"  
 End 1 Inner Diameter: 3-7/8"  
 End 2 Inner Diameter: 3-1/2"  
 End Flare Fit Angle: 70 deg

**PARTS that fit INTERNATIONAL STEPVANS****RADIATORS**

**80-878 - Fits International w/ 444E**  
Oil cooler on grill side

**Core:** 30-5/8"H x 13-1/8"L x 2-1/4"D 3-Row  
**Hose Fittings:** Inlet 2-1/2" UC

Outlet 2-1/4", lower left  
90° bend, points to 5 o'clock

**Replaces:** 2505159C91, 3503905C92



**80-875 - Fits International**

**Core:** 31"H x 12-3/4"L x 2-1/4"D 3-Row  
**Hose Fittings:** Inlet 2-1/2" UC

Outlet 2-1/2", lower right

**Replaces:** 1659054C91, 1659054C92,  
1659054C93, 2022892C92,  
2505146C1

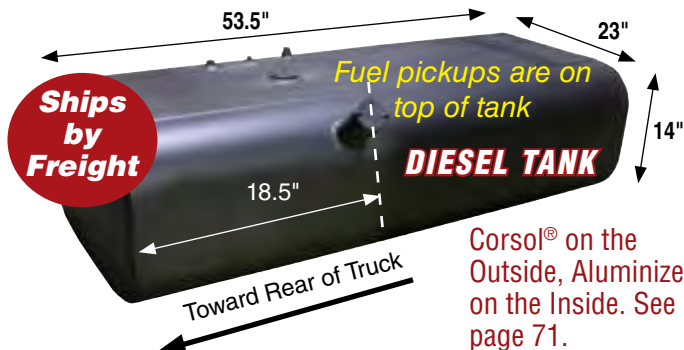


**80-870 - Fits International 6.9/7.3L Non-Turbo**

**Core:** 31"H x 26"L x 2-1/4"D 3-Row  
**Hose Fittings:** Inlet 2-1/2" UC

Outlet 2-1/2", lower left

**Replaces:** 493345C1, 493347C2,  
493350C2

**60 GALLON CURBSIDE FUEL TANK**


**81-984 - CURBSIDE Tank, 60 Gallon, 53.5"L x 23"W x 14"H.** Filler tube centered 18.5" from front edge of tank. Fits International Chassis. Popular on Fedex Ground Delivery vehicles.



**81-945 - 35-7/8" Fuel Tank Strap, Requires 3 per tank, Sold each.**

**EXHAUST PARTS that fits INTERNATIONAL**

Popular on Fedex Ground Trucks



**57-429 - Muffler, 36.5" Long with 3.5" Inlet and 4" Outlet.** All welded seams do not split, long lasting heavy-duty aluminized steel. Popular on Fedex Ground trucks with International Chassis.

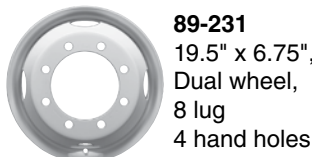


**57-352 - 3-1/2" Muffler clamp.** Double saddle with welded sides.

**57-344 - 4" Muffler clamp.** Double saddle with welded sides.

**RIMS & WHEEL HARDWARE that fits FREIGHTLINER AND INTERNATIONAL**

**89-377**  
Wheel Simulator Set, for 19.5" wheel, 6 Lug. Expansion Ring Mount



**89-370**  
Wheel Simulator Set, use with 19.5" rims. Deep dish style



**NEW 89-376**  
Wheel Simulator Set, use with 22.5" rims. Deep dish style



**NEW 89-391**  
Wheel Simulator Set, use with 22.5" rims. Expansion Ring Mount

**STEMCO KAISER QWIKKIT™ & PLUSKIT™ KING PINS**

Learn the difference between a QwikKit & PlusKit on page 63.



**KAISER KING PIN SETS that fit INTERNATIONAL 1652 STEPVAN**

**89-007 - QWIKKit King Pin, Dim: 1.359 x 7.97**

**89-089 - PLUSKit King Pin, Dim: 1.359 x 7.97**

**89-032 - Installation 'T' wrench for 89-007, recommended**

**89-094 - Lip Seal & Bushing Install tool for both, optional**

**BRAKE HARDWARE** that fits **INTERNATIONAL**

Our calipers replace your original Dual Piston Bosch Calipers. These calipers look similar except for piston diameter.

Please note your 7-digit casting number on caliper.

**FRONT**

**NEW not Rebuilt,  
No core return**

**10-827** - LH or RH Front Dual Piston Caliper. 2.60" Piston Dia. (Casting # on caliper 4151733) Uses pad D184.



**D-184** - Severe-Duty Brake Pad. One axle set

**REAR**

**NEW not Rebuilt,  
No core return**

**10-828** - LH or RH Rear Dual Piston Caliper. 2.88" Piston Dia. (Casting # on caliper 4150844) Uses pad D225.



**D-225** - Severe-Duty Brake Pad. One axle set

CHECK YOUR CASTING #  
BEFORE ORDERING

**FRONT**

**NEW not Rebuilt,  
No core return**

**10-833** - LH or RH Front Caliper - 66mm Piston Dia. (Casting # on caliper 4153269) Uses pad D786.



**D-786** Front or Rear Brake pads (thin pads) one axle set

**REAR**

**NEW not Rebuilt,  
No core return**

CHECK YOUR CASTING #  
BEFORE ORDERING

**10-834** - LH or RH Rear Caliper - 73mm Piston Dia. (Casting # on caliper 4153222) Uses pad D786A.



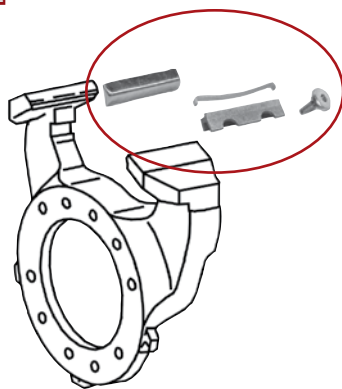
**D-786A** Front or Rear Brake pads (thick pads) one axle set

**BRAKE HARDWARE KIT  
(ONE AXLE SET)  
FOR 10-827 & 10-828**

**10-851** Brake Hardware Kit (one axle set).

Includes:



- (2) Support Springs
- (2) Keys
- (2) .025 Shims
- (2) .045 Shims
- (2) Caliper Bolts

**EMERGENCY BRAKE HANDLE**

**10-970** - Parking Brake Handle with closed end for cable. Handle turns to adjust cable tension. May need slight modification to mount.



**11-310** Brake & Clutch Pedal Pad that fits International;  
4-1/2"W x 3"H

**BRAKE HARDWARE for 10-833 & 10-834****Individual pieces - sold each**

- A** 10-925 Guide Pin Bolt Length: 1.5" (4 per axle set)
- B** 10-923 Guide pin without groove. (2 per axle set)
- C** 10-922 Guide Pin with groove (use with bushing 10-924). (2 per axle set)
- D** 10-924 Bushing for 10-922 guide pin (2 per axle set)
- E** 10-927 Rubber Bushing for guide pin, (4 per axle set)
- F** 10-928 Pad Clip, (4 per axle set)
- G** 510-224 Caliper hardware kit, Includes pads clips, bushings, guide pins and bolts for 1 axle set



## UNIVERSAL FILLER NECKS


**4" Long Straight Flange Filler Necks**

**81-931** - 2" Diesel Fuel Filler Neck with Cap and 5/8" Vent

**81-943** - 2" Diesel Fuel Filler Neck with Cap and 1" Vent

**4" Long Angle Flange Filler Necks**

**81-932** - 2" Diesel Fuel Filler Neck with Cap and 5/8" Vent

**NEW**

**81-9004** - 2" Diesel Fuel Filler Neck w/ Cap, 5/8" vent tube



Unleaded Fuel

Diesel

**81-924** - 5/8" 90 Degree Vent Elbow

**81-925** - 1" 90 Degree Vent Elbow

**NEW**

**81-955** - 2" Unleaded Fuel Filler Neck w/ Angle Mounting Flange & Cap, 8-1/4"L, and 5/8" dia vent tube

**NEW**

**81-9001** - Fuel Fill Reducer, 1-1/4" to 1"



**81-954** - 1-3/4" x 36" Flexible filler hose

**81-998** - 2" x 36" Flexible filler Hose

**81-858** - 5/8" I.D. x 36" Flexible vent hose

**81-928** - 1-3/4" 90 Degree Fill Elbow

**81-929** - 2" 90 Degree Fill Elbow

**6" Long Straight Flange Filler Necks**

**81-930** - 2" to 1-1/2" Diesel Fuel Filler Neck with Green Cap and 5/8" Vent. Neck reduces to 1-1/2".

**81-934** - 2" to 1-3/4" Diesel Fuel Filler Neck with Green Cap and 1" Vent. Neck reduces to 1-3/4".

**81-937** - 2" to 1-1/2" Unleaded Fuel Filler Neck with Black Cap and 5/8" Vent. Neck reduces to 1-1/2".

**81-939** - 2" to 1-3/4" Unleaded Fuel Filler Neck with Black Cap and 5/8" Vent. Neck reduces to 1-3/4".

## WHEEL NUT INDICATORS



Wheel Nut Indicators can identify a loose wheel nut with a simple visual inspection. After a wheel is properly torqued the Wheel Nut Indicators are placed on the wheel nuts in a uniform direction. At a glance the driver can see if the Wheel Nut Indicator has turned counter-clockwise showing the nut loosened. Temperature-sensitive polymer detects bearing or brake overheating problems by deforming at temperatures above 250°F. Our part number 10-229 has a temperature rating of 450 degrees and is ideal for the garbage fleet and school buses that make frequent stops. Provides a quick visual of a loose wheel nut.

- Reduce your risk of wheel detachment accidents.
- Pays for itself in just one avoided re-torque procedure.
- Quickly identify a hot wheel.
- Decrease equipment downtime.
- Facilitates official roadside inspections.
- Clearly visible at night and in bad weather.
- Easy to install.
- Costs only a few dollars per wheel.


Indicators shown in new position



One wheel nut beginning to loosen



## Sizing Wheel Nuts



Measure  
from flat  
to flat.

**Installation Procedures:**

1. Torque wheel nuts to proper specs
2. Ensure correct size by measuring nut from flat to flat
3. Place wheel check over each nut with collar toward wheel. (easier to replace if necessary)
4. For disc wheel, point the point to the center of following stud
5. For other wheel types, (spoke pattern), point indicators toward the hub
6. Inspect daily, if moved or deformed replace with red identifier and notify service dept.

Mill No.	Dim "	Dim mm	OE No.	Stk Code	Typical Applications	Qty
<b>10-203</b>	13/16"	20.5	WCH15C	63076	Ford Courier Vans	100
<b>10-207</b>	27/32"	20.8	WCH16C	63078	Ford 450 & 550	100
<b>10-208</b>	7/8"	22.0	WCH04C	63058	Smaller courier & GMC flanged cap of flat nut.	100
<b>10-209</b>	15/16"	23.8	WCH17C	63131	Dodge - 1 Ton.	100
<b>10-211</b>	1	25.0	WCH12C	63070	Curb-side courier units	100
<b>10-216</b>	1-1/16"	27.0	WCH05C	63060	School buses, courier units & Ford tapered nut.	100
<b>10-218</b>	1-1/8"	28.0	WCH06C	63062	Inverted flange for school buses & small transit buses.	100
<b>10-220</b>	1-1/4"	31.0	WCH07C	63064	Heavy duty trailers - spoke wheel.	100
<b>10-227</b>	1-5/16"	33.0	WCH03C	63141	Budd Uni-mount - 10 stud hub-piloted wheel & GM Buses.	100
<b>10-229</b>	1-5/16"	33.0	WCHT03	63136	Same size as 10-227 but has 450° max temperature rating, 20 pcs per bag. Ideal for school buses, garbage trucks and other vehicles that make frequent stops	20
<b>10-234</b>	1-1/2"	38.1	WCH02C	63054	Motor Wheel - 8 stud hub-piloted wheel & cone locknut.	100
<b>10-236</b>	1-9/16"	40.5	WCH09C	63066	Hino and Isuzu trucks.	100
<b>10-247</b>	1-15/32"	37.5	WCH01C	63052	Budd stud piloted nuts.	100

**GRUMMAN KURBMASTER HOOD PARTS****GM CHASSIS LIGHTS & BEZELS**

See installation  
instructions on-line



**36-212** LH or  
RH Head lamp  
Bezel,  
14-3/4"H x 9-1/4"L  
**AV-13274-P**  
Mounting  
screw

**36-545** - Headlight  
Conversion Kit. The original  
style headlight bucket is no  
longer available; our kit will  
convert your system with  
available parts. The new kit  
includes: headlight bucket,  
retaining ring, headlight  
adjusting screws and nut,  
miscellaneous screws and  
rivets as needed, template  
with instructions.

Please Note: The original style  
headlight retaining ring is not  
available but the adjusting  
screws are:

**M-1459-P**  
Retaining Screw  
**AV-9851-P**  
Adjust. Nut  
**AV-11246-P**  
Adj. Screw



**High/Low Dual Beam Head Lights**  
with 3-pin male H4 connector



**LED HI/LOW BEAM HEADLIGHTS**  
**MHLE-07HILO** - 7" Round LED Bulb  
**M-50915** - H/L Load Equalizer  
Module with 36" leads



**HALOGEN HI/LOW BEAM  
HEADLIGHTS**

**65-007** - 7" Round Halogen  
**43-519** - Pigtail for Headlight



See pages 181 - 193 of this catalog for a large  
selection of cab and marker lights

**REPLACEMENT GRILLES**

An ideal replacement on your Grumman Olson Kurbmaster. This grille was  
designed by Mill Supply for Strength, Flexibility  
and a Quick, Easy Replacement. Original grilles are no longer available.



**38"W x 21"H**

**36-321** - Black Flexible ABS Plastic Grille



**31-104**  
Hood Bumper,  
7/8" Dia. Base x 3/4" Tall



**31-222** Right  
Cowl Casting  
Corner. Fits  
Kurbmaster.  
Left side not  
available




**34-112**  
Hood Gasket,  
25 foot roll

For interior engine cover  
gaskets see page 88



OE Style Amber parking  
lamp is No Longer Available.  
Use 66-145 as a replacement.



**66-145** - New Style LED  
Amber Front Turn Signal

**CONTINUOUS ALUMINUM HOOD HINGES**

**29-300** - 2" X 72" Flush Continuous Aluminum Hinge

**29-324** - 68-1/2" L Offset  
Continuous Aluminum Hinge.  
Popular on Grumman/Morgan  
Olson.



Mill Supply carries a variety of sizes of steel, stainless steel  
and aluminum continuous hinge. Call us.


**GRUMMAN KURBMASTER HOOD PARTS****Non-Locking Latch with Flat Rods**

**3-4973-ASS** - Complete Non-Locking Assembly with stainless steel senter and end bolts

**3-4973-CSS** - S.S. Center Only

**3-4973-CZ** - Zinc Plated Center Only

Visit us online for  
detailed illustrations!



**5619**

Striker for  
Hood Latch

**32-002**

Safety Catch  
Assembly



**32-003**

Hood Pop-Up  
Spring



**31-387** Hood Prop

with Brackets,  
19-1/2" Fully Extended

**31-385**

Hood Prop,  
3/8" Dia. Rod  
x 36" long

**29-300** - 72" x 2"

open-width continuous  
hood hinge with 3/16" pin,  
aluminum

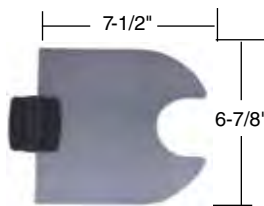
**FUEL TANK DOOR PARTS**

**33-304**


5" Hinge Only

**33-318**

6-3/4" Hinge Only



**33-320** - Fuel Door with  
Plastic Hinge, Left or Right  
Side



**33-330** Fuel door with  
hinge, spring and clip



**SP-6**

Gas Tank Door Spring  
with 2 clips for square  
door (3/32" Dia. wire)



**SP-4**

Spring Clip  
(D Shape Door)



**33-314**

Gas Tank Door Spring  
for "D" shape door  
(1/8" Dia. wire)

**RUB RAIL END CAPS****Front With Offset**

**123503-37**

**Front** Side Body Rub Rail End Cap **with** offset,  
fits 1975-89 Grumman Olson

**45100011**

**Front** Side Body Rub Rail End Cap **with** offset,  
1990-on Morgan Olson

**Rear Without Offset**

**123503-38**

**Rear** Side Body Rub Rail End Cap **without**  
offset, 1975-89 Grumman Olson

**45100012**

**Rear** Side Body Rub Rail End Cap **without**  
offset, 1990-on Morgan Olson




**MORGAN ROUTE STAR FIBERGLASS HOOD PARTS****WHAT IS THE DIFFERENCE BETWEEN A  
KABMASTER, KURBMASTER AND ROUTE STAR?**

Kurbmaster – Standard hood (like a car or pick-up truck)

Kabmaster – One-Piece front end that lifts up

Route Star – Morgan Olson produced both hood types for the Route Star.

**29-310**Hood Hinge, used  
on fiberglass hood**M-1110-R**Engine Cover  
Gasket,  
25 foot roll**32-002**Safety Catch  
AssemblyVisit us online for more  
detailed illustrations!**31-104**Hood Bumper,  
7/8" Dia. Base x 3/4" Tall**31-387** Hood Propwith Brackets,  
19-1/2" Fully ExtendedOriginal Style Hood Catch shown with  
Striker Pin Parts available separatelyNew Style Hood Catch shown with 'U'  
Pin Parts available separately**32-114**

Hood Striker Pin

**32-111**

Strike Support

**32-117**New Style Hood Latch Assembly  
with adjustable 'U' pin and heavy  
duty support.**32-115**Hood strike  
(used with pin 32-114  
and support 32-111)**31-106**Hood Spring  
(secondary latch)**GM CHASSIS LIGHTS & BEZELS**


See next page for front lights that fit Ford Chassis

OE Style Amber parking  
lamp is No Longer Available.  
Use 66-145 as a replacement.**66-145** - New Style LED  
Amber Front Turn Signal

See pages 188-193 for marker lights

See installation  
instructions on-line**36-214** LH or  
RH Head lamp  
Bezel,  
14-3/4"H x 9-1/4"L  
**AV-13274-P**  
Mounting  
screw**36-545** - HeadlightConversion Kit. The original  
style headlight bucket is no  
longer available; our kit will  
convert your system with  
available parts. The new kit  
includes: headlight bucket,  
retaining ring, headlight  
adjusting screws and nut,  
miscellaneous screws and  
rivets as needed, template  
with instructions.The original style headlight  
retaining ring is not available  
but the adjusting screw are  
**M-1459-P**  
Retaining Screw  
**AV-9851-P**  
Adjust. Nut  
**AV-11246-P**  
Adj. Screw**High/Low Dual Beam Head Lights**

with 3-pin male H4 connector

**LED HEADLIGHTS****MHLE-07HILO** - 7" Round LED Bulb  
**M-50915** - H/L Load Equalizer  
Module with 36" leads**HALOGEN****HALOGEN HEADLIGHTS****65-007** - 7" Rd Halogen H/L  
**43-519** - Pigtail for Headlight**WF-1687**Winterfront, 19"H x 43-1/2"L.  
Complete with push button  
mounting hardware. Easy  
on/off. Fits Kurbmaster &  
Route Star

# MORGAN KABMASTER / ROUTE STAR ONE-PIECE FRONT END HOOD PARTS

## FREIGHTLINER CHASSIS LIGHTS



**65-010-RH**  
Headlight Assy



**65-010-LH**  
Headlight Assy



## GM CHASSIS LIGHTS & BEZELS

### 65-002

Headlight with Chrome Door. Includes 6014 Bulb and 36-543 headlight door.



**65-003**  
7" Closed Back Headlight Assy



**36-543**  
Chrome Door



**40002Y** 4" yellow light kit with grommet.



**486-A** - 3" amber center mount round reflector



**60002-Y** - Yellow Lamp with Grommet & Pigtail. 3-wire.

**60001-Y** - Yellow Lamp with Grommet & Pigtail. 2-wire.

## Ford Chassis Lights & Bezels



**66-145** - LED Replacement for original rectangular light



**65-004** - 7" Headlight Assembly with bulb, chrome door, metal housing, aluminum adaptor ring, and pigtail for light.

**65-004K** - Set of two 65-004

This aluminum adaptor ring mounts to the body to provide new mounting holes to install this assembly.

### LED



### LED HEADLIGHTS

**MHLE-07HILO** - 7" Round LED Bulb  
**M-50915** - H/L Load Equalizer Module with 36" leads



### HALOGEN



### HALOGEN HEADLIGHTS

**65-007** - 7" Rd Halogen H/L  
**43-519** - Pigtail for Headlight



Our Gas Shocks with Round Ends use 31-156 13mm Ball Studs and require a 31-026 Locking Clip


**IF YOU ARE NOT SURE PLEASE CALL WITH VIN #**

Locking

31-026



31-156



Non-Locking



Our Gas Shocks with Rectangular Ends use 31-158 10mm Ball Studs and do not require a Locking Clip

Locking

31-158



Non-Locking



### Hood Gas Shocks

Part# Number	Extended Length	Non Locking	Locking	Uses Ball Stud	Lbs
<b>31-162</b>	17.00"	X		10mm	130
<b>31-163</b>	20.00"	X		10mm	110
<b>31-164</b>	20.00"		X	10mm	110
<b>31-136</b>	20.25"	X		13mm	180
<b>31-134</b>	20.50"	X		13mm	160
<b>31-142</b>	20.50"		X	13mm	160
<b>31-111</b>	20.50"	X		13mm	140
<b>31-109</b>	20.50"	X		13mm	140
<b>31-161</b>	26.50"	X		10mm	110
<b>31-166</b>	26.50"		X	10mm	110
<b>31-143</b>	26.50"	X		10mm	150
<b>31-141</b>	26.50"		X	10mm	150
<b>31-154</b>	28.00"	X		13mm	150
<b>31-155</b>	28.00"		X	13mm	150
<b>31-132</b>	30.75"	X		10mm	160



**760364**  
Engine Cover Rubber Bumper for 1/4" bolt, 1-5/8" Dia. x 3/4" tall



**75-250**  
Engine Cover Rubber Bumper. Recessed for 3/8" bolt. 2-1/2" Dia. x 1"


### 94-820

Hood Guide & receiver plate



### 29-312

Cast Hood Hinge with Grease Fitting.



Hood Hinges with Gussets. Popular on Fedex Ground

### 29-308


Left Hood Hinge with Gusset

### 29-309

Right Hood Hinge with Gusset

### 31-385

Hood Prop Rod, 3/8" Dia. 36" long



Foil Backed Interior Engine Cover Box Insulation with adhesive on 1 side.

**35-905** - 18" x 48" x 1" Insulation


**35-910** - 48" x 48" x 1" Insulation



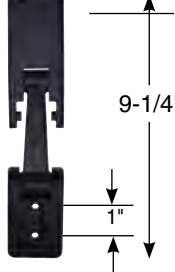
### 34-112

Hood Gasket, 25 foot Roll. Common used on Morgan Olson and Utilimaster Bodies

For interior engine cover gaskets see page 88



**32-320**  
2-Piece Hood Latch, 8-1/4"H Also fits Kabmaster



**32-336**  
Rubber Draw Latch "Aerolatch"  
9-1/4" Rubber and Nylon Construction 9-1/4" at rest Mounting Holes 1" C to C




**UTILIMASTER****LED****7" Round  
HI/LOW BEAM  
HEADLIGHTS****MHLE-07HILO**  
7" LED Headlight**HALOGEN****65-007**  
7" Halogen  
Headlight**65-002**  
7" Open Back  
Headlight with  
bulb, chrome  
ring and metal  
housing**65-003**  
7" Closed Back  
Headlight Assy  
w/o chrome  
beauty ring**36-543**  
Chrome  
Headlight  
Door**420-0136**  
Amber Marker Lamp  
with 3"x1.5"  
reflector lens. Uses  
194 bulb.**29-305** - Stainless Steel Hood Hinge, 3" Open  
width x 72"L with 1/4" pin. 14 gauge.**29-355**  
- Hood  
Hold Down  
Brackets  
without  
hardware**29-355A** Hood  
Hold Down  
Brackets with  
hardware**32-320**  
8-1/4"  
Rubber  
Hood Latch  
with Catch**M-1215-101**  
4-3/4" Rubber  
Hold Down  
**M-1215-101K**  
(Set of 2)  
M-1215-101**31-389**  
Hood Prop,  
Extended  
29",  
Retracted  
16"**32-338**12" Rubber Hood Latch with  
catch, Relaxed dim: 10-3/4"**32-312**12" Rubber Hood  
Latch with Catch  
1994-on**B-9004** -  
Halogen  
head lamp  
bulb**43-556** - Headlight  
Plug and Harness  
assy. Fits 9004 bulb.**95-152** - Hella Headlight capsule with frame,  
uses B-9004 bulb.  
Overall Dim: 8-1/2"H x 13-7/8"W.  
Mounting Holes on 7-1/2" and 11-5/8" centers.**65-005** - Head lamp Assy Complete w/  
Headlight Door, 10-1/2" W x 8-1/4" H x 6"D  
**65-005K** - Set of (2) 65-005  
**36-228** - Chrome Door Only**HI/LOW BEAM HEADLIGHTS****HL-6054-H** - 7" x 5" Rect. Halogen High  
and Low Beam Headlight**MHLE-5X7HILO** - 7" x 5" Rect. LED  
High and Low Beam Headlight

See our Light section for LED marker lights

**FRONT PARK/TURN SIGNAL LIGHTS****Trucklite**

Lamp Only Dim: 6-1/2" x 2-1/2"

**60002-Y** .... Amber Oval Sealed Lamp w/grommet and pigtail  
**60202-Y** .... Amber Oval Sealed Lamp Only  
**94993** ..... Pigtail for incandescent lamps**60094-Y** .... LED Amber Lamp Kit w/grommet & pigtail, 44 Diode  
**60290-Y** .... LED Amber Lamp Only, 44 Diode  
**60700** ..... Grommet Only  
**94706** ..... LED Fit'N Forget Adaptor Plug**10202-Y** .... 2-1/2" Amber Marker Light only  
**10704** ..... Grommet only, closed back, fits in 3" hole, Fits  
Utilimaster with plastic fenders.  
**94902** ..... Plug onlySee pages 181 - 193 of this catalog for a large  
selection of cab and marker lights



**UTILIMASTER****HOOD RUBBER**


**30-740**  
Rubber Socket with Plastic Plunger.  
Has threaded mount plate.

**75-192**  
Rubber Bumper,  
Recessed 5/16" with 5/16" hole.  
1-1/2" Dia x 5/8" H metal plate.  
Also fits our bracket 29-355 &  
29-355A shown on previous  
page.

**75-250**  
Rubber Bumper  
Recessed 1/2" with 3/8" hole  
Dim: 2-1/2" Dia. x 1"H

**31-108**  
Hood Bumper,  
Predrilled for mounting  
2"H x 2"L x 2-1/4"W

**31-110** - Catch  
for hood bumper

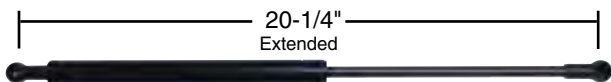
**FUEL TANK DOOR & HARDWARE**

**33-314**  
Fuel Tank  
Door Spring

**33-420**  
Fuel Tank Door with Hinge,  
6-3/8" x 8-1/4"



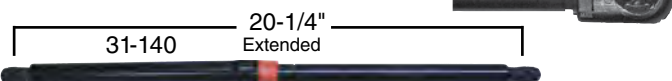
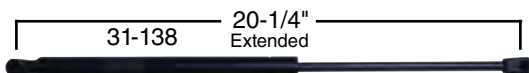
**GS-1015**  
Tank Door Spring  
fits Utilimaster and UCB

**HOOD HARDWARE**

**31-136** - Hood Gas Shock, Length: 20-1/4"  
for one piece front end

**31-156** - 13mm Ball Stud for 31-136

**31-026** - Safety Clip for 13mm ball stud



Lock

10mm ball  
stud

**31-138** - Gas Shock without Lock, 20-1/4"

**31-140** - Gas Shock with Lock, 20-1/4"

**31-158** - 10mm Ball Stud, 5/16"-18 thread, for 31-138 & 31-140

**IF YOU ARE NOT SURE PLEASE CALL WITH VIN #**

**RUBBER BOOT FOR FLOOR SHIFTER**

**75-198** - Rubber boot  
for floor shifter that fits  
Utilimaster. Oval/rectangular  
shape with overall  
dimensions: 9.75" x 8.5".  
Has 5 bellows with a metal  
flange mounting surface.

**STAINLESS STEEL REPLACEMENT  
ONE-PIECE FRONT END SCREWS**

Replacing the existing aluminum  
Huck bolts that assemble the one  
piece front end on Utilimasters  
can be expensive. We have a  
simple solution. Stainless steel  
screw, nut and washer. Sold  
separately in packages of 100.




**97-309** - S.S Phillip truss screw 1/4-20 x 7/8"L, 100 pcs.

**97-559** - S.S. Nylock Nut, 1/4-20, 100 pcs

**97-519** - S.S. Washer, 1/4", 100 pcs

**INTERIOR ENGINE BOX INSULATION**

Engine cover insulation with acoustic absorption,  
adhesive on one side with foil backing on the other.  
Our insulations uses acoustic absorption with  
porous materials to line hard surface inside the  
engine cover to help absorb engine sound.



**35-905** - 18" x 48" x 1" Insulation

**35-910** - 48" x 48" x 1" Insulation

**SUPREME BODY**


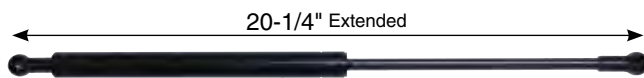
High/Low Dual Beam Head Lights  
with 3-pin male H4 connector

**LED****LED HI/LOW BEAM HEADLIGHTS****MHLE-07HILO** - 7" Round LED Bulb**MHLE-5X7HILO** - 7"x 5" Rect. LED Bulb**M-50915** - H/L Load Equalizer

Module with 36" leads

**65-005** Head lamp Assy  
Complete w/Headlight Door  
Black Lexan

10-1/2" W x 8-1/4" H x 6" D

**65-005K** - Set of (2) 65-005**HALOGEN****HALOGEN HI/LOW BEAM HEADLIGHTS****HL-6054-H** - 7" x 5" Rect. Halogen H/L**65-007** - 7" Round Halogen H/L**43-519** - Pigtail for Headlight**36-228** Chrome  
Headlight Door Only**M-1215-101**  
4-3/4" Rubber  
Hold Down**M-1215-101K**  
(Set of 2)**M-1215-101****30-765** - 2-3/4" Plunger  
**R-13760** - Metal Retainer  
**760364** - Rubber Socket**31-149** Gas shock, extended length 20-1/4"**31-158** - Ball Stud, 10mm, 5/16"-18 thread**31-028** - Safety Clip for 10mm ball stud

31-158

31-028

**60002-Y**.. Amber Oval Sealed Lamp w/grommet and pigtail**60202-Y**.. Amber Oval Sealed Lamp Only**94993**..... Pigtail for incandescent lamps**Truck-Lite**Lamp Only Dim:  
6-1/2" x 2-1/2"**60094-Y**.. LED Amber Lamp Kit w/grommet & pigtail, 44 Diode**60290-Y**.. LED Amber Lamp Only, 44 Diode**60700** .... Grommet Only**94706** .... LED Water Tight Plug**UNION CITY BODY CHEVY STEP VAN & GMC VALUE VAN**

(NOT MADE OR SPONSORED BY UNION CITY BODY)

**G-400-S**Amber Front Side  
Marker Lamp

5-7/8" x 2-3/4"

**66-145** - New Style LED  
Amber Front Turn Signal with  
standard PL3 pigtail.OE Style Amber parking  
lamp is No Longer Available.  
Use 66-145 as a replacement.

**Please Note:** If you are replacing all your S/T/T lights to LED you will need to replace your flasher unit to our 44-891 or use M50905 pigtail with a built in resistor. See light section of this catalog.

See pages 184 & 193 of this catalog for a large selection of cab and marker lights

**ROUND HEADLIGHT BUCKET AND RING**  
for the **STEPVAN, VALUE VAN**

**36-545** - Headlight Conversion Kit. The original style headlight bucket is no longer available; our kit will convert your system with available parts. The new kit includes: headlight bucket, retaining ring, headlight adjusting screws and nut, miscellaneous screws and rivets as needed, template with instructions.

**UCBC CLASSIC**

**29-307** - Hood hinge for UCBC Classic. Cast aluminum butt end only.

**HALOGEN HEADLIGHTS**

*Hi/Low Beams Mounted in Bucket*



**95-140** - 5" x 7" Rectangular Hi/Low Halogen Headlight Assembly mounted in round bucket. Includes lamp (HL6054), retaining ring, adj. screw, spring and round bucket.

**65-003** - 7" Hi/Low Halogen Headlight Assy in closed back bucket with S.S. retaining ring and weatherpack plug.

**HALOGEN HI/LOW BEAM HEADLIGHTS**

**HL-6054-H** - 7" x 5" Rect. Halogen H/L

**65-007** - 7" Round Halogen H/L

**43-519** - Pigtail for Headlight

**LED HEADLIGHTS**

**High/Low Dual Beam Head Lights**  
with 3-pin male H4 connector

**LED HI/LOW BEAM HEADLIGHTS**

**MHLE-07HILO** - 7" Round LED Bulb

**MHLE-5X7HILO** - 7"x 5" Rect. LED Bulb

**M-50915** - H/L Load Equalizer Module with 36" leads




**36-540** 5x7 Rectangular Retaining Ring **NEW**  
**36-540K** Set of 2, 5x7 Rect. Retaining Rings



**36-545** - Headlight Conversion Kit. The original style headlight bucket is no longer available; our kit will convert your system with available parts. The new kit includes: headlight bucket, retaining ring, headlight adjusting screws and nut, miscellaneous screws and rivets as needed, template with instructions.



**32-160**  
6" Rubber Hood Latch  
2 Piece



**66-213 NEW**  
Park & Turn Lamp Set. Clear lens w/ amber bulb



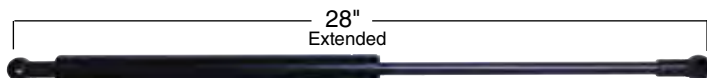
**36-230** - Left  
**36-232** - Right  
Headlight Door for Round Headlights



**AV-12600**  
90° Pigtail & socket assembly for front side marker light. Receives B-1157 bulb.



**G-377X**  
Side Marker Bulb Socket, receives B-194 bulb.



**31-144** - Gas shock, Length 28"

**31-156** - 13mm Ball Stud for above shock

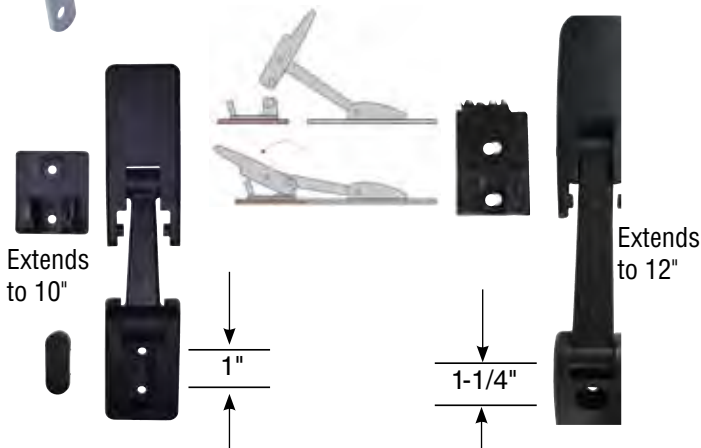
**31-026** - Safety Clip for 13 mm ball stud



**31-201** - LH  
**31-200** - RH  
Hood Spring  
12-1/4" mtg. hole to mtg. hole when open



**94-425** - Round Rubber Rail End Cab. Fits UCBC 1992-06. Fits LH or RH on all models with round rubber rails. Overall Dim: 5" x 3" x 1"



**32-336**  
9" Rubber Draw Latch (when at rest) Extends to 10". Has cover for exposed bolts. Base Mounting Holes 1" Ctr. to Ctr.

**32-338**  
10.75" Rubber Draw Latch (when at rest). Extends to 12". Base Mounting Holes 1-1/4" Ctr. to Ctr.



**BUMPERS, GASKETS & HOLDDOWNS****HOOD BUMPERS****75-250**

Rubber Bumper (BLACK)

**75-300**

Rubber Bumper (WHITE)

Recessed 1/2" with 3/8" bolt hole.

Overall Dim: 2-1/2" Dia. x 1"H

**75-192**

Rubber Bumper

1-1/2" Dia x 5/8" High with 5/16" recessed hole with metal plate.

Popular on Utilmaster

**SHIFT BOOTS**

**75-196** - Shifter boot for floor shifter used on Grumman/Morgan Olson with Freightliner chassis, 2001 on. This shifter boot base diameter is 8-3/4" and the height is 5-1/2". To fit your vehicle, the bottom ring will need to be trimmed off.



**75-198** - Rubber boot for floor shifter that fits Utilmaster. Oval/rectangular shape with overall dimensions: 9.75" x 8.5". Has 5 bellows with a metal flange mounting surface.

**INTERIOR ENGINE COVER GASKET****M-1110-R**

Engine Cover Gasket, 25 ft. roll

**M-1114**

Engine Cover Gasket, 10 ft. roll

**M-1106**

Engine Cover Gasket, 50 ft. roll

**M-1116-R**

Engine Cover Gasket. 13 foot length  
Fits the Route Star with fiberglass engine cover.

For Hood Gasket see page 83

**34-165**

Engine Cover/Dog House Gasket, 20 ft. roll, fits Utilmaster, 15/16"W x 3/4"H

**DOG HOUSE HINGE****3415222** - Dog house hinge**32-163**

Upper Engine Cover Latch Assy

**HOOD & INTERIOR ENGINE BOX HOLDDOWNS****32-160**

6" Rubber Hood Latch with catch.

**32-154**

3-7/8" Rubber doghouse latch with catch.



**32-151**  
Catch for 32-150

**32-150**

Draw-down hinged latch



Part No.

Dimension "A" when latched

**M-1215-65**

2"

**M-1215-71**

2-1/2"

**M-1215-86**

3-3/8"

**M-1215-101**

4-3/4"

**M-1215-131**


8-3/4"

**32-208**


7-7/8" Heavy-duty Rubber Hood Latch with upper catch and lower bracket.

**32-320**

8-1/4" Rubber Hood Latch with catch.

**32-338**

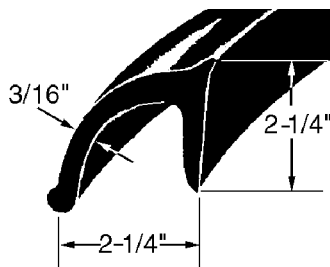

10.75" Rubber Draw Latch (when at rest) Base Mounting Holes Ctr. to Ctr. 1-1/4"

**32-336**

9-1/4" Rubber & Nylon Draw Latch. Mounting Holes: 1" C to C.

**32-312**

12" Rubber Hood Latch with Catch

**RUBBER FENDER**

**M-1162-P** - Cut Per Foot  
**M-1162-R** - 100 Foot Roll



**NOTE:** Most aluminum bodies do not have a flange or framework to which M-1306 fenders can be fastened. Mill Supply can furnish mounting strips (M-1133) and brackets (M-1134) using the system shown below. Allow at least one inch side tire clearance.

**M-1306-P** - Rubber Fender Cut Per Foot  
**M-1306-R** - Rubber Fender in 50 Foot Roll

**M-1133** - Aluminum Mounting Strip

2" x 64" Use one per fender

**M-1134** - Aluminum Mounting Bracket

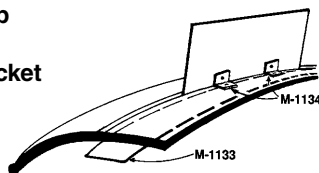
(Use at least 12 per fender)

**AV-19057** - Large Flange Rivet

to Mount Rubber Fender, 25 pcs



**M40256P**

**PEEL BACK ADHESIVE SPONGE WEATHERSTRIP**

50' rolls

Thickness	Width	Part No.
5/32"	3/8"	<b>AV-4850</b>
5/32"	1/2"	<b>AV-4851</b>
5/32"	3/4"	<b>AV-4852</b>
5/32"	1"	<b>AV-4853</b>
5/16"	3/8"	<b>AV-4854</b>
5/16"	1/2"	<b>AV-4855</b>
5/16"	3/4"	<b>AV-4856</b>
5/16"	1"	<b>AV-4857</b>
7/16"	1/2"	<b>AV-4859</b>
7/16"	3/4"	<b>AV-4860</b>

**MUD FLAPS**

**79-220** - 20"W X 24"T Mud Flap, made from heavy-duty rubber. Is universal in application and can be mounted on most step vans. One pair

**Most Popular StepVan Mud Flap**

Use with 79-235 Anti-Sail Bracket (see below)

**M-1239** - 36" long x 24" wide

**M-1239X** - 30" long x 24" wide

Use with 79-240 Anti-Sail Bracket

**79-099** - Aluminum Angle mud flap mount 1-1/2" x 1-1/2" x 96" (Sold Each)

**79-235** - Anti-Sail Mud flap Bracket for Stepvan mud flaps. Overall size 21"H x 22-3/8"W. Use with our mud flap 79-220. Galvanized. One Pair

**79-240** - Anti-Sail Mud flap Bracket for large mud flaps. Overall size 21"H x 26-3/8"W. Use with our mud flap M1239 and M1239X. Galvanized. One pair

**79-252** - 90 Degree Mud Flap Mounting Plate. Welds or bolts to truck or trailer body to provide fast and economical mount for all 24" wide mud flaps. One pair.



Full 1/4" heavy-duty rubber for long lasting wear. Plain (no words)

**79-240**

**79-252**

**ADHESIVE SEALANTS & BODY SEALERS**

10.1 fl. oz./300 ml.



**87-014 - Polyurethane Sealant** - Used on roof and side ventilators, wiper transmission seals, and wherever you may want to remove the hardware in the future. Bonds aluminum, glass and steel. Weather resistant and ideal for sealing out water infiltration.

10.3 fl. oz./305 ml.



**M-1378 Sikaflex Polyurethane Adhesive/Sealant**, Excellent adhesion to aluminum, fiberglass, steel, glass, wood and plastic. Water resistant and tack free within a half hour. Stays flexible and withstands a wide temperature range. Popular with windshield replacement and leaks.

10.5 fl. oz./310.5 ml.

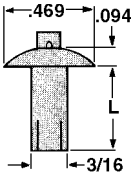
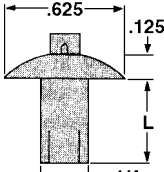
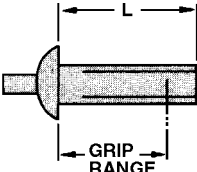
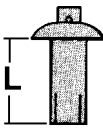


**AV-1001 - Automotive Body Sealer**, For use as a water and dust seal on exterior and interior body surfaces. Can be air dried or baked and painted within minutes after application. Used in body seams and drip rails. Dries in minutes!

**WEATHERSTRIP ADHESIVE**

**3M8001** - Yellow, Fast-setting, high bond-strength adhesive for rubber & vinyl weatherstrip on any metal surface. 5 oz. tube.

**SPECIALTY RIVETS ALUMINUM SOUTHCO DRIVE RIVETS**

 <p><b>FULL BRAZIER HEAD 3/16" DIA. PART NUMBERS</b> (100 pcs per pack)</p>	 <p><b>FULL BRAZIER HEAD 1/4" DIA. PART NUMBERS</b> (100 pcs per pack)</p>	 <p>Use these columns first to locate your correct Grip LENGTH</p> <p><b>G R I P</b></p> <table><tr><th>MIN</th><th>NOM</th><th>MAX</th></tr><tr><td>.047"</td><td>3/32"</td><td>.140"</td></tr><tr><td>.078"</td><td>1/8"</td><td>.171"</td></tr><tr><td>.140"</td><td>3/16"</td><td>.234"</td></tr><tr><td>.203"</td><td>1/4"</td><td>.296"</td></tr><tr><td>.265"</td><td>5/16"</td><td>.359"</td></tr><tr><td>.328"</td><td>3/8"</td><td>.421"</td></tr><tr><td>.453"</td><td>1/2"</td><td>.546"</td></tr><tr><td>.578"</td><td>5/8"</td><td>.671"</td></tr></table>			MIN	NOM	MAX	.047"	3/32"	.140"	.078"	1/8"	.171"	.140"	3/16"	.234"	.203"	1/4"	.296"	.265"	5/16"	.359"	.328"	3/8"	.421"	.453"	1/2"	.546"	.578"	5/8"	.671"	 <p><b>UNDER HEAD "L"</b></p>
MIN	NOM	MAX																														
.047"	3/32"	.140"																														
.078"	1/8"	.171"																														
.140"	3/16"	.234"																														
.203"	1/4"	.296"																														
.265"	5/16"	.359"																														
.328"	3/8"	.421"																														
.453"	1/2"	.546"																														
.578"	5/8"	.671"																														
<b>38-206-02-13</b>	<b>38-208-02-13</b>	.047"	3/32"	.140"	1/4"																											
<b>38-206-04-13</b>	<b>38-208-04-13</b>	.078"	1/8"	.171"	9/32"																											
<b>38-206-06-13</b>	<b>38-208-06-13</b>	.140"	3/16"	.234"	11/32"																											
<b>38-206-08-13</b>	<b>38-208-08-13</b>	.203"	1/4"	.296"	13/32"																											
<b>38-206-10-13</b>	<b>38-208-10-13</b>	.265"	5/16"	.359"	15/32"																											
<b>38-206-12-13</b>		.328"	3/8"	.421"	17/32"																											
<b>38-206-16-13</b>		.453"	1/2"	.546"	21/32"																											
	<b>38-208-20-13</b>	.578"	5/8"	.671"	25/32"																											

GRIP = Total thickness of all fastened together sheets

**Rivets come in Packages of 100**

**SOLID ALUMINUM BRAZIER HEAD RIVETS**

(Type 1100F soft aluminum. Made to resist oxidation in corrosive atmospheres.)

**FULL BRAZIER HEAD RIVET SET**

**M-1255X** - 1/4" Full Brazier Head Rivet Set  
**M-1255** - 3/16" Full Brazier Head Rivet Set  
For use with air hammers using .401 Shank  
**20-7091** - Air Hammer Rivet Set. Commonly used for our roll-up doors.

Part No	Shank Diameter	Shank Length	Package Size
<b>91-406</b>	1/8"	1/2"	100/bag
Used on side door weatherstrip and lower wear strip on Grumman			
<b>91-408</b>	3/16"	3/8"	1 lb. box
<b>91-410</b>	3/16"	1/2"	1 lb. box
<b>91-412</b>	3/16"	5/8"	1 lb. box
<b>91-414</b>	1/4"	1/2"	1 lb. box
<b>91-416</b>	1/4"	5/8"	1 lb. box
<b>91-418</b>	1/4"	3/4"	1 lb. box

**INDUSTRIAL RIVET HAMMER**

**98-885 Bucking Bar Kit**  
(Set of 4)



**M-1257** - Set of two spring retainers. Beehive and Quick Change type.

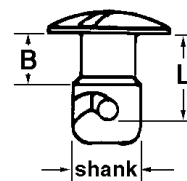
- Takes .1101 shank rivet sets
- "Sure Grip" powder coated finish
- Includes spring retainer and regulator
- Teasing trigger
- Lightweight aluminum handle
- Precision machine hardened & ground valve & cylinder
- Made in U.S.A.: CE certified



**98-871** - 3/16" capacity, 2160 blows/minute, 1/2" bore, 2-7/8" stroke, 6-11/16" length, 2.5 lbs.  
**98-881** - 1/4" capacity, 1740 blows/minute, 1/2" bore, 3-1/16" stroke, 8-1/2" length, 2.75 lbs.  
*Air Rivet Hammers with "X" type feathering trigger allows you to slowly begin riveting without damage to the skin. This is critical in performing riveting operations.*

**QUARTER-TURN FASTENERS**

A quick acting fastener for floors or any type of removable panel. It locks or unlocks with a 1/4 turn, affords quick access. Original equipment for many walk in vans.



Used on floors and inspection plates

Part No.	Shank Dia.	B Dim.	L Dim.
<b>90-550</b>	5/16"	.250	.500
<b>90-560</b>	5/16"	.300	.600
<b>90-570</b>	5/16"	.400	.700
<b>90-755</b>	7/16"	.275	.550



**90-548** - Spring loaded fastener used on the battery door box step on Utilimaster 5/16" shank, 1/2" 'B' dim.



**90-520**  
S Spring, mounts with rivets (use with 90-755 only)



**90-505** - 5/16" Half Grommet (use with 5/16" shank diameter)  
**90-507** - 7/16" Half Grommet (use with 7/16" shank diameter)



**90-280 Slip on Receptacle**



**90-420**  
Stud pin with finger pull.

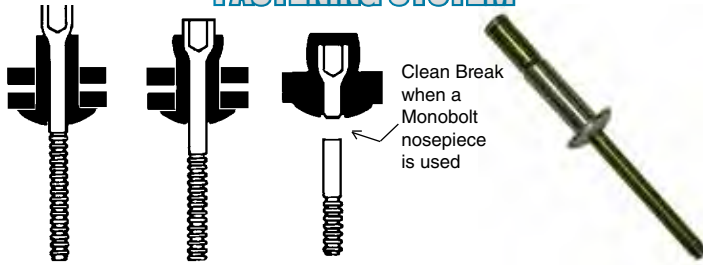


**90-427**  
Stud mount retainer



**90-425** Floor mount retainer.



**MONOBOLT BLIND, STRUCTURAL  
FASTENING SYSTEM**

Part No.	Diameter	Grip	Material	Unit Package
2771-0617	3/16"	7/16"	Steel	100
2774-0613	3/16"	5/16"	Aluminum	100
2774-0617	3/16"	7/16"	Aluminum	100
2771-0817	1/4"	3/8"	Steel	100
2771-0824	1/4"	5/8"	Steel	100
2774-0817	1/4"	3/8"	Aluminum	100
2774-0824	1/4"	5/8"	Aluminum	100

**HEAVY DUTY RIVETER FOR MONOBOLTS**

**M-39010** Heavy-Duty Riveter with self-adjusting two-piece jaw. Change nosepiece for 1/8", 5/32", 3/16" and 1/4" rivets. Additional nosepieces required for pulling Monobolts.

**96031** - 3/16" Nosepiece for Monobolts

**DOUBLE ENDED DRILL BIT**

**98-808** 1/8" double ended drill bit. Made in U.S.A.

**90-316** 3/16" double ended drill bit. Made in U.S.A.

**WF-1687**

Winterfront,  
19"H x 43-1/2"L.  
Complete with push  
button mounting  
hardware. Easy on/off

**1/4" CAPACITY AIR/HYDRAULIC  
RIVETER**

**MADE  
IN U.S.A.**



**16-025** - The smallest, yet most powerful reciprocating hydraulic riveter made. Sets 1/8" through 1/4" steel rivets with up to 3500 lbs. of pull. Full 5/8" travel allows most rivet installations in one cycle. Operates between 90 and 120 psi. air pressure.

**16-025 ACCESSORIES & REPLACEMENT PARTS**

**20-2168** - Nosepiece for 3/16" Monobolt

**20-2169** - Nosepiece for 1/4" Monobolt

**20-2929** - Replacement Jaws (3pc)




For a clean break at the head of a Monobolt, use the proper nosepiece.

**HEAVY DUTY HAND RIVETER**

**16-775** Heavy-Duty Riveter with self-adjusting jaw. Includes 5 nosepieces for 1/8", 5/32", 3/16", 7/32" and 1/4" rivets. Overall length: 20-3/4". This riveter is not made for Monobolts. For Monobolts use riveter M39010 (separate nosepieces will be required).

**An Easy Way to Temporarily Fasten  
Panels in Place while you Rivet**

**16-020**  
Pliers to Insert Fastener



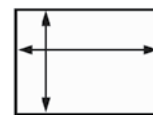
The 16-012 & 16-0111 Fastener pulls and holds panels together while you rivet. This allows for a one man installation, even when large panels are involved.



**16-012** - 3/16" Fastener  
0-1/4" grip range

**SLIDING WINDOWS that fit GRUMMAN/MORGAN OLSON****1 - Fits Opening 30"H x 35"W**

CHECK THE WINDOW  
OPENING SIZE BEFORE  
YOU ORDER




Measure window  
opening (hole size)  
in door.



Overall frame size: 31-1/4"H x 36-1/4"W

- NEW** 1..... 37-345K ..... LEFT Window, Sealant Tape & Rivets Kit  
**NEW** 1..... 37-346K ..... RIGHT Window, Sealant Tape & Rivets Kit  
 1..... 37-345 .....LEFT Sliding side window only  
 1..... 37-346 .....RIGHT Sliding side window only  
 1A .... 38-290 .....Factory Latch, Mounting Holes: 2-1/2" C-C  
 1B .... 38-288 .....Latch Keeper  
 1C..... 2774-0613P ....3/16" Monobolt Rivet to mount window, each  
 1D..... 35-212 .....1/4" x 1/2" x 40' Window Sealant Tape


**2 - Fits Opening 19-3/4"H x 26-7/8"W****3 - Fits Opening 20-5/8"H x 26-7/8"W**

For Detailed Illustrations go to [MillSupply.com](http://MillSupply.com)



- 2..... WK-19 ..... **Left & Right Window Kit** w/ installation hardware, sealant tape, and mounting rivets  
 2..... WN-1925 ... **Left** Sliding window, no installation hardware  
 2..... WN-1926 ... **Right** Sliding window, no installation hardware  
 2L .... 37-115 ..... Replacement sliding glass  
 2R .... 37-114 ..... Replacement stationary glass  
 3..... WK-20 ..... **Left & Right Window Kit** w/ installation hardware, sealant tape, and mounting rivet  
 3..... WN-2027 ... **Left** Sliding window, no installation hardware  
 3..... WN-2028 ... **Right** Sliding window, no installation hardware  
 3L .... 37-113 ..... Replacement sliding glass  
 3R .... 37-112 ..... Replacement stationary glass

For Detailed Illustrations  
visit [MillSupply.com](http://MillSupply.com)

**Window Latches & Accessories for both Windows Above**

- 2A .... 38-286 .....Window Latch Keeper, 3"L  
 2B .... 37-101 .....Window latch, Hole Dim: 1-7/8" center to center  
 2C..... 2774-0613P ....3/16" Monobolt Rivet to mount window, each  
 2D..... 35-212 .....1/4" x 1/2" x 40' Window Sealant Tape

## SLIDING WINDOWS that fit UTILIMASTER

## 7 - Fits Window Opening 29-1/4"H x 32"W



Overall Frame Size: 30-1/2" x 33-1/2"




- NEW** 5..... 37-275K ..... LEFT Window, Sealant Tape & Rivets Kit  
**NEW** 5..... 37-276K ..... RIGHT Window, Sealant Tape & Rivets Kit  
 5..... 37-275 ..... LEFT Sliding side window only  
 5..... 37-276 ..... RIGHT Sliding side window only  
 5A ..... 38-294 ..... Window Latch, 4" tall, Mounting Holes: 2-7/8"  
 5B ..... 2774-0613P ..... 3/16" Monobolt Rivet to mount window, each  
 5C ..... 35-212 ..... 1/4" x 1/2" x 40' Window Sealant Tape

## 8 - Fits Window Opening 24-3/4"H x 26-5/8"W



- NEW** 6..... 37-251K ..... LEFT Window, Sealant Tape & Rivets Kit  
**NEW** 6..... 37-250K ..... RIGHT Window, Sealant Tape & Rivets Kit  
 6..... 37-251 ..... LEFT Sliding window only, repl. roll up window  
 6..... 37-250 ..... RIGHT Sliding window only, repl. roll up window  
 6A ..... 38-286 ..... Window latch keeper only, 3"L  
 6B ..... 37-101 ..... Window latch, Hole Dim: 1-7/8" center to center  
 6C ..... 2774-0613P ..... 3/16" Monobolt Rivet to mount window, each  
 6D ..... 35-212 ..... 1/4" x 1/2" x 40' Window Sealant Tape

## 9 - Fits Window Opening 30"H x 31-7/8"W

For Detailed Illustrations  
go to MillSupply.com

- 7..... 37-295 ..... LEFT Sliding window. Replaces Utilimaster roll up window with regulator  
 7A ..... 38-286 ..... Window latch keeper only, 3"L  
 7B ..... 37-101 ..... Window latch, Hole Dim: 1-7/8" center to center  
 7C ..... 2774-0613P ..... 3/16" Monobolt Rivet to mount window, each  
 7D ..... 35-212 ..... 1/4" x 1/2" x 40' Window Sealant Tape

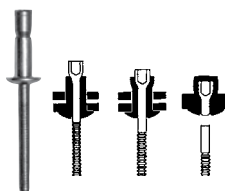
WINDOW SEALANT TAPE AND  
CHANNEL FELT

**35-212**  
 1/4" x 1/2" x 40' Window Sealant Tape. Peel and stick. Used around window before riveting into place. Keeps out moisture and other elements.

**35-215**  
 Window Channel Felt, 25' Roll. Fold into channel and shape along creases. Also used in vertical position between sliding and fixed window. No glue required.



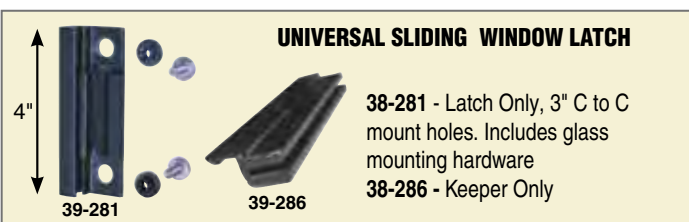
## SLIDING WINDOW INSTALLATION HARDWARE



**2774-0613P**  
 Monobolt Window Mounting Rivet 3/16" dia, 5/16" grip range, 100 pcs. per package



**M-39000**  
 Hand Riveter  
 Sets up to 3/16" Rivets



## UNIVERSAL SLIDING WINDOW LATCH

**38-281** - Latch Only, 3" C to C mount holes. Includes glass mounting hardware  
**38-286** - Keeper Only

## Window Regulators →



**WINDOW REGULATORS & GLASS**  
**that fits GRUMMAN/MORGAN OLSON**

Chain regulators have been discontinued, see sliding windows on page 92.

**38-300** - Regulator Only  
**Fits Left or Right Side**

**38-302** - Channel Only

**38-304** - Mounting Screw

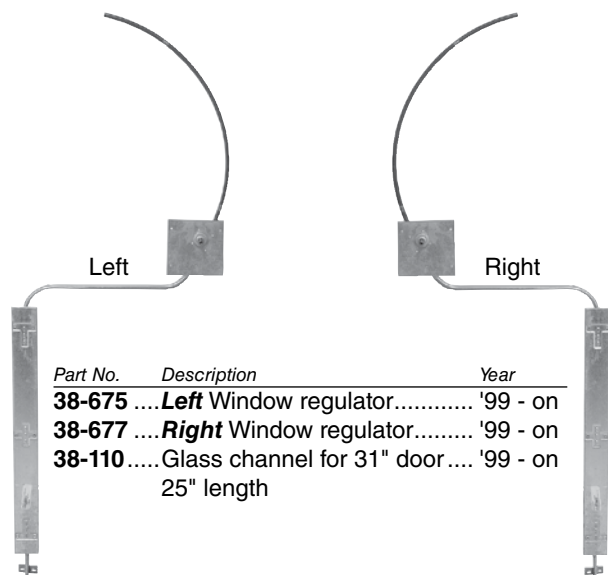
**38-306** - Window Guide

**38-175** - Handle & Screw

**101-0263-P** - Channel Tape, 2 ft. x 1-1/2"



Universal Left or  
Right. Popular on  
Route Star.



Part No.	Description	Year
<b>38-675</b>	..... <b>Left</b> Window regulator.....	'99 - on
<b>38-677</b>	..... <b>Right</b> Window regulator.....	'99 - on
<b>38-110</b>	.....Glass channel for 31" door....	'99 - on 25" length

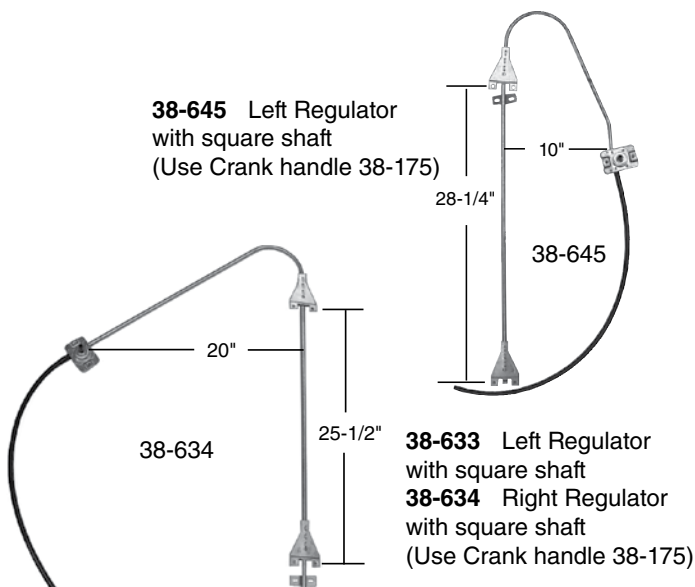


**M-2565**  
10-32 Screw for Inner Door Panel On  
Grumman Sliding Doors (sold each)

See our Sliding  
Windows on  
pages 92-95

Made of 1/4" tempered glass.  
Tempered glass is several  
times stronger than regular  
glass; when broke it shatters  
into small pieces to reduce  
hazard.

Part No.	Description	Year
<b>37-122</b>	.....Roll-Up window glass, side door .....	'70-'93 23" x 28-3/16", (All Vans)
<b>37-123</b>	.....Roll-Up window glass .....	'93-'97 23" x 28-1/16", (All Vans)
<b>37-124</b>	.....Roll-Up window glass, side door, tinted.....	'90-Current 23" x 28-1/16", (All Vans Except Kurbmaster)
<b>37-126</b>	.....Roll-Up window glass, side door .....	'99-Current 28-7/16" x 32-19/32", (fits Route Star)
<b>37-127</b>	.....Roll-Up window glass, side door .....	'99-Current 23-15/16" x 32-19/32", (fits Route Star)

**REGULATORS that fit UTILIMASTER**

**38-645** Left Regulator  
with square shaft  
(Use Crank handle 38-175)

**38-633** Left Regulator  
with square shaft

**38-634** Right Regulator  
with square shaft  
(Use Crank handle 38-175)

The triangular crank type regulator is no longer available.

**REGULATOR ACCESSORIES**  
**WINDOW CRANK HANDLES**

**38-108 - Splined Window Crank Handle** with short shaft (screw included)



**38-107 - High Profile Crank Handle** Reduces possibility of door not latching in open position. Eliminates window regulator shaft bending when handle hits "B" Post. Used with chain style regulators.

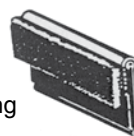


**38-175 - Window Crank Handle** Includes screw, 3/8" square shaft  
Length: 4-1/8"




Black handle & knob

**38-270** - Single sided window channel. Pile lined, rubber covered, stainless steel bead. 96" long



**38-280**  
Unbeaded  
Black Window  
Channel, Steel  
reinforced, 96"L

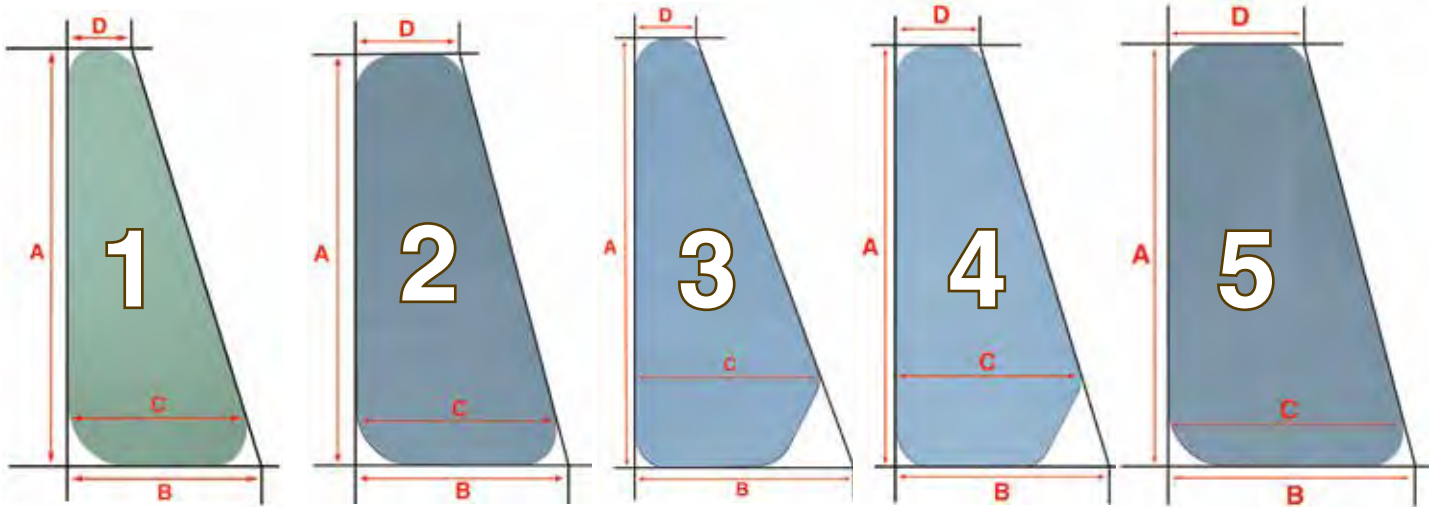
**Tape for Glass in Lower Channel**

**101-0263-P** .....3/64" x 1-1/2" x 2'

**101-0263** .....3/64" x 1-1/2" x 100'

**101-0264** .....5/64" x 1-1/2" x 100'

## WINDSHIELD SIDE GLASS AND GASKET that fits GRUMMAN/MORGAN OLSON BODY



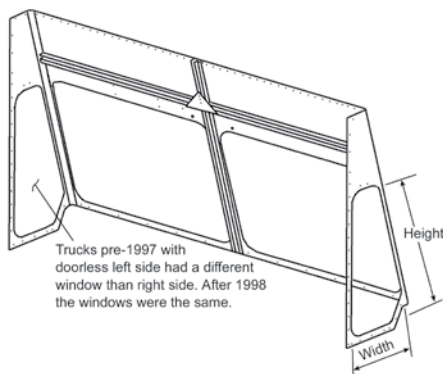
## WINDSHIELD SIDE GLASS &amp; WEATHERSTRIP - LEFT or RIGHT SIDE

Ind #	Side Glass Part #	Dim: A	Dim: B	Dim: C	Dim: D	*Truck Height	Weatherstrip Part #	Weatherstrip Length	Make	Model	Year
1	35-357	28"	13-1/8"	5-1/8"	12-1/4"	72"	35-405	73.62"	All	Route Mate	1989-On
1	35-357	28"	13-1/8"	5-1/8"	12-1/4"	72"	35-405	73.62"	Chevrolet	Kurbmaster & Route Star	1970-1997
1	35-355	28"		13-7/16"		80"	35-401	74-3/4"	"	"	"
2	35-370	28"	14-1/8"	7-9/16"	13-1/2"	84"	35-408	75-3/4"	Chevrolet	Route Star	1998-On
3	35-377	32-1/2"	16"	5-1/2"	13-1/2"	72"	35-457	82"	"	"	"
<b>NEW</b> 3	35-378	32-5/8"		17-3/16"	5-1/2"		35-449	86-1/4"	"	"	"
<b>NEW</b> 3	35-379	32-5/8"		17-1/4"					"	"	"
3	35-376	32-3/8"	15-1/2"	7-3/16"	13-5/8"	80"	35-455	83.40"	"	"	"
3	35-375	32-3/8"	15-3/8"	7-13/16"	13-11/16"	84"	35-456	83.94"	"	"	"
	35-362	28"		15-1/4"		72"	35-412	76.59"	Ford	Kurbmaster & Route star	1970-1997
	35-363	28"		15-9/16"		80"	35-413	78.06"	"	"	"
4	35-372	32-7/16"	18"	6-3/8"	15-3/4"	72"	NLA	83.44"	Ford	Route Star	1998-On
4	35-374	32-3/8"	18-1/8"	9-7/8"	16"	84"	35-468	85.61"	"	"	"
4	35-367	32-7/16"	20-1/4"	8-11/16"	17-3/4"	80"	35-447	90.06"	Freightliner	Route Star	1998-On
4	35-368	32-7/16"	20"	9-1/2"	17-3/4"	84"	35-448	90.57"	"	"	"
5	35-392	28"	17-5/8"	12"	16-7/8"	84"	35-415	84"	Chevrolet	Kurbmaster	1979-1997
5	35-395	28"		19-15/16"		84"			Ford	Kurbmaster	1979-1997

R-1029/50ft Filler Bead for all Weatherstrip

\*Truck Height is measured by the interior height of the truck - determined by the distance from floor to ceiling.

NLA - No Longer Available



## WINDSHIELD GASKET &amp; TOOLS



**R-1025** - Windshield Gasket in 50 ft rolls. Requires filler bead Number R-1029

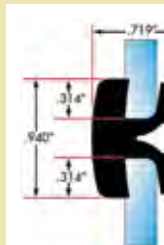
**R-1025-P** Windshield gasket per foot



**R-1029** - Filler Bead for R-1025 in 50 foot rolls.



**37-333** - One piece self-locking windshield weatherstrip, 50 ft. roll



**37-473** - 25 ft  
**37-474** - 12.5 ft  
Gasket with filler bead


Fits 1/4" Glass to 1/4" Glass



16-320 - Windshield Locking Strip Tool.


**SIDE & REAR DOOR WEATHERSTRIP**  
that fits **UTILIMASTER**

**35-111**  
Side door forward  
weatherstrip.  
8 foot long




**35-112**  
Side door forward  
weatherstrip, 7 foot long

**34-150**  
Rear Door Gasket. Fits double &  
quad *rear swing-out doors*. 50  
foot length.

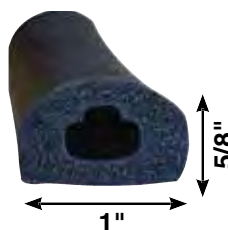


**35-116**  
Front "A" Post  
Weatherstrip, 10 ft.  
Enough for one door

**SIDE & REAR DOOR WEATHERSTRIP**  
that fits **UNION CITY BODY**


**35-109**  
Side door forward  
weatherstrip. 7 ft. long

**AV-4675** - 50ft  
**AV-16390** - 15ft  
Side or Rear door flange  
weatherstrip




**35-133**  
Side door weatherstrip  
8' Long

**3M-8001**  
Yellow Weatherstrip adhesive.  
High strength adhesive. Bonds  
rubber and vinyl weatherstrip.

**SIDE & REAR DOOR WEATHERSTRIP**  
that fits **GRUMMAN/MORGAN OLSON**


**35-101**  
Side door forward weatherstrip,  
enough for one door, 95" length

**35-102**  
Side door forward weatherstrip  
with ridges on top. Enough for  
one door.

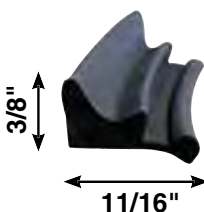


**35-103**  
Side door forward weatherstrip with  
smooth top. Enough for one door.

**35-105**  
Side door rear deflector  
rubber enough for one door.


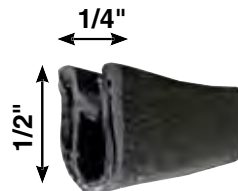


**35-107**  
Side door rear deflector  
rubber, enough for one door.



**35-106-K**  
Rear Door Weatherstrip for  
hinged doors. Sold in 10 ft  
sections only.

**M-1417**  
Metal edge guard, 50' roll



**35-104** Side door forward  
weatherstrip, enough for  
one door



## SIDE DOOR HANDLES

Mounting holes measure 4-15/16" C to C top to bottom and 1-15/16" C to C side to side.

KASON

Key Required  
to LockNo Key Req.  
to Lock

21



22

Both cylinders are interchangeable with handles 1, 3 & 4. Cylinder 21 requires a key to lock. Cylinder 22 can be pushed in without the key. To make changing a cylinder easier, use tool (23). These cylinder use keys 24 & 25.



23



24



25

Loc	Part No.	5/16" x 3-3/4"	3/8" x 1-15/16"	3/8" x 2-3/4"	3/8" x 3-3/4"	Locking **NO Key Req. to Lock	*Key Required to Lock	Non Locking	Finish	Comments
1	K-4001		X			X			Chrome	OE on Grumman
1	K-4001-X	X				X			Chrome	
1	K-4001-XX				X	X			Chrome	
1	K-4001-S		X				X		Chrome	
1	K-4001-XS	X					X		Chrome	
1	K-4001-XXS				X		X		Chrome	
2	K-4003		X					X	Chrome	
2	K-4003-X	X						X	Chrome	
2	K-4003-XX				X			X	Chrome	
3	K-4001-B		X				X		Black	
3	25-150			X			X		Black	OE on Utilimaster
4	K-4022-XX				X	X			Chrome	Web Style Handle
4	K-4223-XX				X			X	Chrome	Web Style Handle
4	K-4224-XX				X	X			White	White Web Handle
4	K-4225-XX				X		X		White	White Web Handle

\*\*Locking NO Key Required - Push button in without key to lock \*Locking Key Required - Push button in and turn key to lock

**OE on Grumman Morgan Olson Only**

## Cylinders, Keys &amp; Accessories

- 20...26-170 ..... Rubber Boot  
 21...29-724+Key# . Cylinder & 2 Keys. Key No. Avail. 1,2,4,5,10,15,20,25,41,50  
 22...29-512+Key# . Cylinder & 2 Keys. Key No. Avail. 5,10,15,20,25,41,50  
 23...29-750 ..... Cylinder Removal Tool  
 24...M-1404+Key# Cut Key Only. Single Cut, Key numbers available 1-50  
 25...M-1403 ..... Uncut Key Blanks, Single Cut  
 30...29-801 ..... 1 Push Cylinder w/2 Key, **High Security Double Cut Key**  
 32...29-500 ..... Uncut Key Only, Double cut (5A Code)  
 32...KG-3 ..... Uncut Key Only - Double Cut (For "G" Code Grumman Cylinders (three cutouts on center bar)  
 33...M-1408 ..... Uncut Key Only - Double Cut ("H" Code Cylinders)



20



## Handles with Round Tongue Cylinders

- 5...MH-44 ..... Locking Chrome Grip Style Handle. 3/8" x 1-15/16" shaft (less cylinder)  
 6...25-140 ..... Locking Black Web Style Handle 3/8" x 3-3/4" shaft (less cylinder)

Call us if your key codes do not match the ones shown for this round tongue cylinder. Other keys with lower numbers are now available special order.

## SIDE DOOR HANDLE MOUNTING HARDWARE




- M-1606 - 1/4"  
Nylon Lock Nut (100 pcs)  
M-1606-P - 1/4"  
Nylon Lock Nut (one piece)



- Stainless Steel  
Phillips Oval Head Screws  
M-1556 - 2-1/2" x 1/4"-20 (100 pcs)  
M-1556-P - 2-1/2" x 1/4"-20 (one piece)  
98-010 - 3" x 1/4"-20 (100 pcs)  
98-011 - 3" x 1/4"-20 (one piece)  
98-015 - 3-1/2" x 1/4"-20 (100 pcs)  
98-015-P - 3-1/2" x 1/4"-20 (one piece)

## SIDE DOOR HANDLES &amp; INSIDE DOOR LATCHES

All Kason latches now only accept 3/8" square shafts. If your original inside latch used a 5/16" square shaft, you will have to convert the inside latch and the exterior handle to 3/8". Exterior side door handles are shown on the previous page.



Handles 10, 11, 12 & 13 are on 1-1/2" Centers and use #10 Screws for mounting. See mounting hardware below. For handles with 1-3/4" centers see page 102

## Side Door Handles

- 9..... **M-1414** ..... Outside Paddle Handle Assembly w/ cylinder hole.  
Order C-320 cylinder separately.
- 9A... **C-320** ..... Cylinder only, for M-1414 handle
- 10.... **25-125** ..... Locking "L" Handle, 5/16" x 3" shaft
- 11.... **25-126** ..... Non-Locking "L" Handle, 5/16" x 3" shaft
- 12.... **25-116** ..... Locking "L" Handle, 5/16" x 4" shaft
- 13.... **25-117** ..... Non-Locking "L" Handle, 5/16" x 4" shaft


## MOUNTING HARDWARE FOR REAR DOOR HANDLES

Part No	Size	Unit pkg
97-431-P	10-24 x 1/2" Phillips SS Screw	1
97-431	10-24 x 1/2" Phillips SS Screw	100
97-432	10-24 x 3/4" Phillips SS Screw	50
97-433-P	10-24 x 1" Phillips SS Screw	1
97-433	10-24 x 1" Phillips SS Screw	50
97-438-P	10-32 x 1" Phillips SS Screw	1
97-438	10-32 x 1" Phillips SS Screw	50
97-694	10-24 Kep Nut with Lock Washer	100
97-695	10-32 Kep Nut with Lock Washer	100
AV-729	10-32 Standard Hex Nut	100
AV-730	10-24 Standard Hex Nut	100
AV-11331	10-32 T-Nut	50
AV-11331-P	10-32 T-Nut	1

Stainless Steel Screws with Phillips Head for Mounting Handles



Kep Nut with Lock Washer



Standard Hex Nut T-Nut



## Latches &amp; Accessories

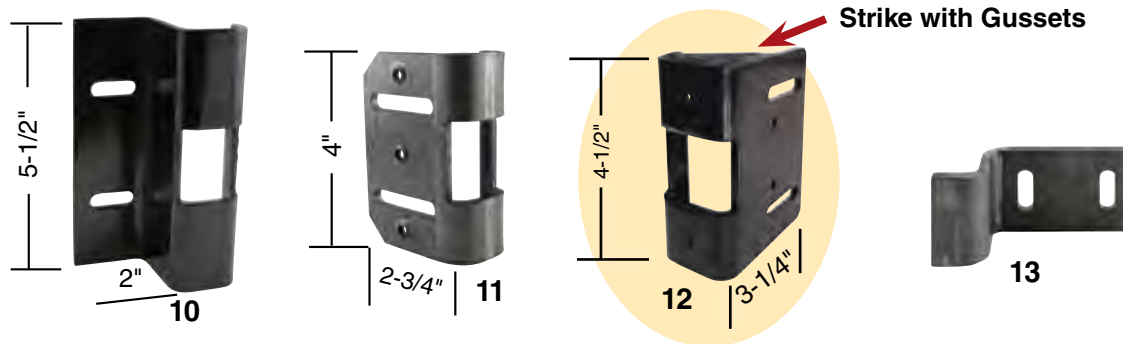
- 14... **K-4002** ..... Web Style Interior Latch, accepts 3/8" square shaft.  
Mount Holes: 4-15/16" C-C top to bottom. 1-15/16" C-C side to side
- 15... **K-4000** ..... Standard Grab Handle Interior Latch accepts 3/8" square shaft  
Mount Holes: 4-15/16" C-C top to bottom. 1-15/16" C-C side to side
- 16... **25-130** ..... Non Locking chrome plated inside door handle. Fits all 5/16" square shafts.
- 17... **25-120** ..... Non Locking 5/16" x 4" shaft w/ 1-1/2" mounting centers. Flush mount doesn't require extra drilling at shaft to mount. Uses #10 screw.
- 18... **5696-5** ..... Universal Sliding Door Latch with 5/16" square shaft hole for handle shank. Body Dim: 4-1/8" x 2" with overall width of 3-3/4". Has equal length latching arms.  
Mounting holes: 1-3/8" C-C wide x 3-5/8" C-C top to bottom.
- 20... **206U-L** ..... Left latch. Dim: 4-3/8" L x 5" W x 3/4" D (shown)
- 20... **206U-R** ..... Right latch. Dim: 4-3/8" L x 5" W x 3/4" D
- 21... **8015-545** ..... Pillar cylinder and key for 206U latches. Cut shaft to length
- 22... **B-2395AA** ..... Door Check
- 23... **M-1416** ..... Left inside latch, used with handle M1414
- 24... **M-1415** ..... Right inside latch, used with handle M1414

## SIDE DOOR STRIKES


## STRIKES FOR GRUMMAN /MORGAN OLSON / ROUTE STAR



## STRIKES FOR UTILIMASTER



## STRIKES THAT FIT UNION CITY BODY COMPANY - UCBC



## STRIKES THAT FIT GRUMMAN / MORGAN OLSON / ROUTE STAR

- 1.....29-625.....Brass "A" Post Front Strike. Fits Left or Right, Grumman Olson  
 2.....29-630.....Brass "A" Post Front Strike. Fits Left or Right, Grumman Olson  
 3.....29-620.....Side Door Adjustable Strike, Forward and Rear. Fits on Route Star and Route Mate Grumman/Morgan Olson  
**NEW** 4.....29-618.....Bronze "A" Post Front Strike. Fits Left or Right, Morgan Olson  
 5.....31-104.....Door stop bumper to mount on strike, Grumman/Morgan Olson  
 6.....29-612.....Right "B" Post Rear Strike, Grumman Olson  
 7.....29-613.....Left "B" Post Rear Strike, Grumman Olson  
 8.....29-622....."B" Post Rear Strike. Tall design keeps window regulator handle from hitting "B" Post. Fits Left or Right, Grumman Olson  
**NEW** 9.....29-619.....Side Door Stainless Steel "B" Post Rear Striker Plate, Morgan Olson

## STRIKES THAT FIT UTILIMASTER

- 10....29-632.....Side door front strike, Utilimaster  
 11....29-634.....Side door front strike, Utilimaster  
 12....29-641.....Side door front Strike with gusset, Utilimaster  
 13....29-633.....Side door rear strike, Utilimaster


## STRIKES THAT FIT UNION CITY BODY COMPANY - UCBC

- 14....29-607.....Left Bracket Assembly for front strike, UCBC  
 15....29-608.....Right Bracket Assembly for front strike, UCBC  
 16....29-609.....Front strike plate, UCBC  
 17....29-610.....Spacer for front strike, UCBC  
 18....29-616.....Rear Strike, UCBC  
 19....29-629.....Rear Strike, UCBC



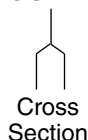
## SLIDING SIDE DOOR HARDWARE

## Upper Track



- 1..... 29-800 .....84" Upper track without studs (cut to desired length)  
 2..... ST-34 .....Mounting Studs (8 needed for 29-800)  
 3..... 29-805 .....68.5" Upper track with 5 studs (studs spacing is 16-3/8")  
 4..... 29-807.....78" Upper track with 10 studs (most stud spacing is 8")

## Door Hanger Assemblies




1" Diameter  
Rollers

See page 108-109  
for bulk head door  
hardware.

Part No.	Length	Width	Vehicle Application Chart			
			Grumman Olson	Union City Body	Utilimaster	Supreme Body
29-3614	36"	1/4" wide	X	X		
29-3612	36"	1/2" wide	X	X		
29-3634	36"	3/4" wide	X	X		
29-40114	40"	1-1/4" wide			X	X



29-4940 - Side Door Hanger with brush seal, for Morgan Olson. 40-3/16" length.



29-4904 - Door Hanger, single sided for aluminum doors. 36-1/2" length.



29-4936 - Left or Right Side Door Hanger that fits '98-current Route Star, 36-1/2" length. Includes brush seal.



29-41175 - Left or Right Side door hanger that fits 'UCBC. 37-1/2" L x 1-3/4".

## Tracks and Rollers used on pre- 1980 vehicles



29-810 Left Upper door track  
29-811 Right Upper door track



123694-1  
2" Diameter Roller, bolt, nut & washer, assembled.

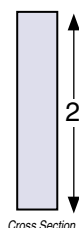
## LOWER WEAR STRIPS &amp; GUIDES

Aluminum Lower Wearstrips. Rivets to bottom edge of aluminum door on Grumman/Morgan Olson

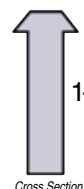


29-101 - 40" Wear Strip  
29-102 - 24-1/2" Wear Strip

## Nylon Wearstrips

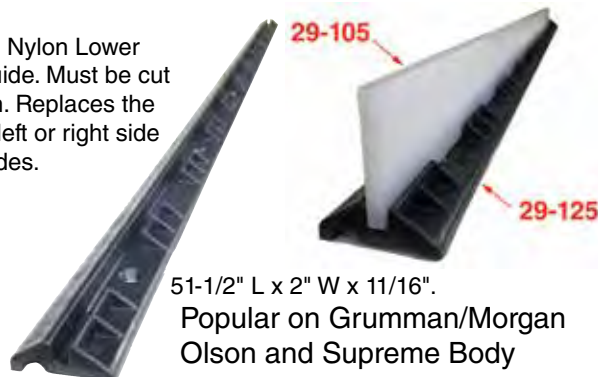


29-105  
Lower Wear Strip,  
white nylon,  
2" x 1/4" x 36" L  
(Fits Utilimaster)



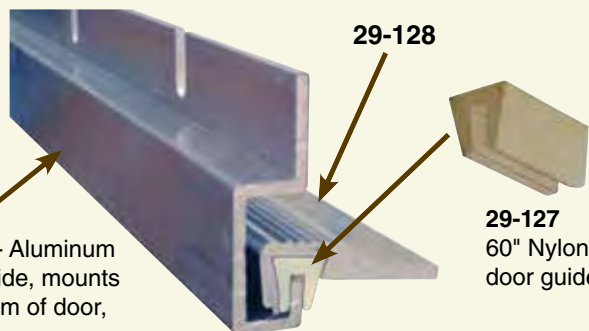
29-107  
Lower Wear Strip,  
white nylon,  
1-1/8" x 1/4" x 37" L  
(Fits UCBC 1992-2006)

29-125 - Nylon Lower Door Guide. Must be cut to length. Replaces the original left or right side cast guides.




51-1/2" L x 2" W x 11/16".  
Popular on Grumman/Morgan Olson and Supreme Body

## Lower Door Guides used on Utilimaster



29-126 - Aluminum door guide, mounts on bottom of door, 41-1/2" L.

29-127  
60" Nylon door guide



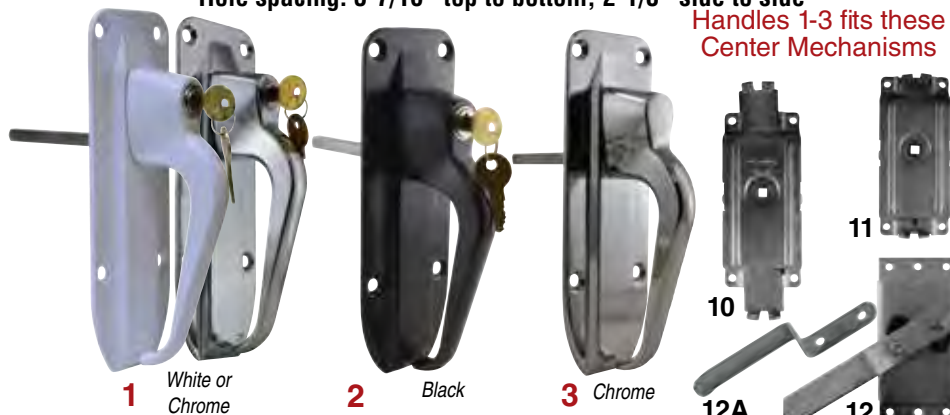
29-128 - 60" Aluminum Retainer. Mounts on floor. (29-127 slides into this piece)




## REAR DOOR HANDLES & INSIDE CENTER MECHANISMS

Hole spacing: 5-7/16" top to bottom, 2-1/8" side to side

Handles 1-3 fits these  
Center Mechanisms




Hole spacing: 2-3/8" C to C




Handles  
1, 2 & 4 use  
21 & 22  
cylinders,  
see below.

Hole spacing: 5-3/8" top to bottom  
1-1/4" side to side.



Hole spacing:  
2-3/8" C to C



### Center Mechanisms

(see complete assembly page 104)

- 10....K-160-C..... Center mechanism. Dead bolt style, 6" x 2-1/2". Used with rods & requires handle to be turned to close latch.
- 11....K-167-C..... Center mechanism. Slam latch style, 6" x 2-1/2". Used with rods with spring loaded latches.
- 12....K-168-C..... Center mechanism with override, 6-3/16" x 2-15/16". Used with cables.
- 12A...K-168-3..... Inside release handle for K-168-C
- 13....110-C..... Center mechanism w/o spring return, 6-1/4" x 2-1/2". Used with rods.
- 14....114-COR..... Center mechanism with override. Used with cables

Loc	Part No.	Shaft Size 5/16" x 1-15/16"	5/16" x 3-3/4"	Locking **NO Key Req. to Lock	*Key Required to Lock	Non Locking	Finish
1	K-168-H		X	X			Chrome
1	K-168-S		X		X		Chrome
1	K-168-HW		X	X			White
1	K-168-SW		X		X		White
2	K-168-B		X		X		Black
3	K-168-NLH		X			X	Chrome
4	K-4168	X		X			Chrome
4	K-4168-X		X	X			Chrome
4	K-4168-XB		X	X			Black
4	K-4168-S	X			X		Chrome
4	K-4168-XS		X		X		Chrome
5	K-4169	X				X	Chrome
5	K-4169-X		X			X	Chrome
6	25-139		X	X			Black
7	MH-47		X	X			Chrome

\*\*Locking NO Key Required - Push button in without key to lock

\*Locking-Key Required - Push button in and turn key to lock

Both cylinders are interchangeable with handles 1, 2 & 4. Cylinder 21 requires a key to lock. Cylinder 22 can be pushed in without the key. To make changing a cylinder easier, use tool (23). These cylinder use keys 24 & 25.



Cut  
shaft to  
desired  
length  
if too  
long.



### Bolts & Nuts

1/4"-20 are used for 4 hole mount plates

15... 97-443-P..... 1/4"-20 x 1" L oval head screw

16... M-1606-P..... 1/4"-20 nylon lock nut


10-24 are used for 2 hole mount plates

17... 97-431-P..... 10-24 x 1/2" oval SS screw

### Cylinders, Keys & Accessories

- 20...26-170..... Rubber Boot
- 21...29-724+Key#..... Cylinder & 2 Keys.  
Key No. Avail. 1,2,4,5,10,15,20,25,41,50
- 22...29-512+Key#..... Cylinder & 2 Keys.  
Key No. Avail. 5,10,15,20,25,41,50
- 23...29-750..... Cylinder Removal Tool
- 24...M-1404+Key#..... Cut Key Only. Single Cut, Key #'s avail. 1-50
- 25...M-1403..... Uncut Key Blanks, Single Cut
- 30...29-801..... 1 Push Cylinder w/2 Key,  
**High Security Double Cut Key**
- 31...29-500..... Uncut Key Only, Double cut  
(5A Code)
- 32...KG-3..... Uncut Key Only - Double Cut  
(For "G" Code Grumman Cyl.  
(three cutouts on center bar)
- 33...M-1408..... Uncut Key Only - Double Cut  
("H" Code Cylinders)

## REAR DOOR HANDLES



- Handles**
- 1.....25-118..... Locking handle, 5/16" x 4" shaft. 1-3/4" mounting centers  
Rotation: 90° clockwise, not flush mount
  - 2.....25-119..... Non-locking handle, 5/16" x 4" shaft. 1-3/4" mounting centers  
Rotation: 90° clockwise, not flush mount
  - 3.....25-125..... Locking handle, 5/16" x 3" shaft. 1-1/2" mtg. centers, not flush
  - 4.....25-126..... Non-locking handle, 5/16" x 3" shaft. 1-1/2" mtg. centers, not flush
  - 5.....25-116..... Locking handle, 5/16" x 4" shaft. 1-1/2" mtg. centers, not flush
  - 6.....25-117..... Non-locking handle, 5/16" x 4" shaft. 1-1/2" mtg. centers, not flush
  - 7.....25-120..... Non-locking handle, 5/16" x 4" shaft. 1-1/2" mounting. centers,  
Flush mount design doesn't require drilling at shaft to mount.
  - 8.....25-121..... Locking T handle, 5/16" x 4" shaft. 1-1/2" mtg. centers, not flush
  - 9.....25-122..... Non-locking T handle, 5/16" x 4" shaft. 1-1/2" mtg. centers, flush
  - 10.....25-962..... Locking handle, 5/16" x 3" shaft. 1-1/2" mounting centers. Fits  
on rear doors of Utilmaster and Union City Body stepvans.  
Not flush mount

- Blind Mount Handles**
- 11A ..25-164..... Locking handle, 5/16" x 2" shaft. 1-1/2" mtg. centers, not flush  
Brushed finish
  - 11B ..25-113..... Non-locking handle, 5/16" x 2" shaft. 1-1/2" mtg. centers, not flush.  
Chrome Finish
  - 12.....25-073..... Locking handle, zinc die cast, black textured finish, not flush  
Overall Dim: 7.45" L x 1.8" W x 1.9" H; Shaft Length: 3"  
Mount Plate Dim: 3" x 1.8"; Mounting Centers: 2.25"
  - 13.....25-077..... Locking handle, zinc die cast, black textured finish, flush mount  
Overall Dim: 8" L x 1.8" W x 2.6" H; Shaft Length: 1-1/2"  
Mount Plate Dim: 5.9" x 1.8"  
Mount holes: 5-3/8" C-C top to bottom; 1-1/4" C-C side to side
  - 14.....114COR..... Center mechanism with override. Used with cables.  
Popular on Grumman/Morgan Olson
  - 15.....25078..... Center mechanism with override. Used with cables.  
Popular on side or rear swing doors on Supreme body. Use with  
25-079 inside release handle shown below.

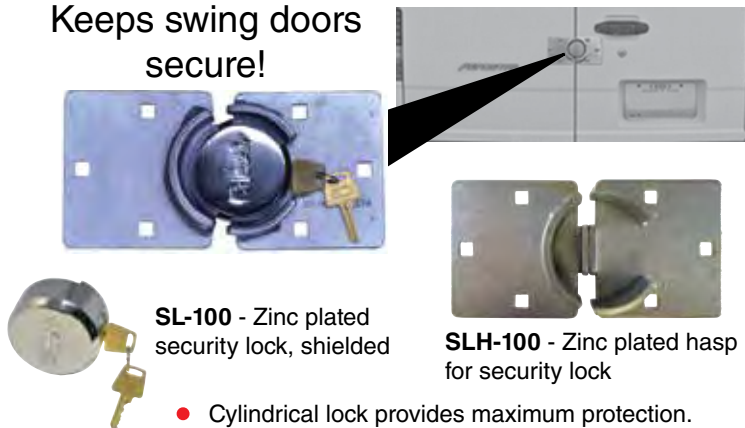


## INSIDE REAR DOOR HANDLES



## SECURITY LOCK &amp; HASP

Keeps swing doors  
secure!




- Cylindrical lock provides maximum protection.
- Hasp shields the cylinder, providing extra security
- Heavy-duty zinc-plated steel lock. Zinc-plated & black powder coated hasp.
- Includes all mounting fasteners.
- Lock & hasp sold separately.



## DOOR HINGES

For Detailed Dimensions  
go to MillSupply.com


ALL HINGES ARE MEASURED FROM CENTER OF PIN TO END OF HINGE

Popular  
on older  
Grumman  
Olson


**29-314** - 12" Aluminum Hinge with Grease Fitting High strength aluminum alloy, stainless steel pin and washers. Cadmium plated steel grease fitting.

For Detailed Dimensions  
go to MillSupply.com


**35-106-K** - Hinged Rear Door Weatherstrip.  
Sold in multiples of 10 ft. only



1/2" Diameter Pin

Popular on  
Union City  
Body

**29-322** - 12" Aluminum Flush Hinge  
3/16" Thickness

Popular  
on  
Union  
City Body

**29-331** - 10-1/8" Aluminum Flush Hinge

## HINGES that fit UCBC &amp; UTILIMASTER


Popular on  
Older Utilimaster  
with Quad Doors

**99-240** - 5/16" x 1"  
Carriage Bolt, 100 pcs  
**99-242** - 5/16" x 2-1/2"  
Carriage Bolt, 100 pcs

1/2" Diameter Pin

**29-320** - 14"

Aluminum Hinge with  
grease fitting. Includes gussets for extra  
support (shown). Now has square holes.  
Fits Quad and Double doors.



**29-316** - 14" Hinge same as 29-320 but without gussets

Popular on  
Utilimaster

**29-327** - 16" Aluminum Hinge without grease fitting. Replaces  
Utilimaster 1995 and newer hinge with slight modification

Hinges used on Quad Back Doors on  
Newer Utilimaster

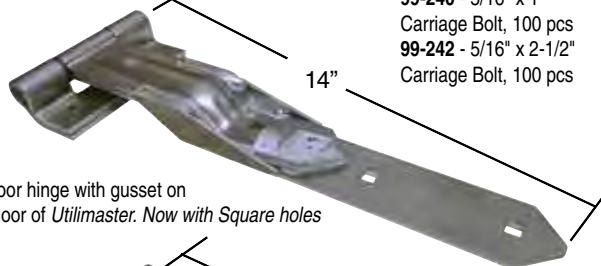
For Detailed Dimensions  
go to MillSupply.com



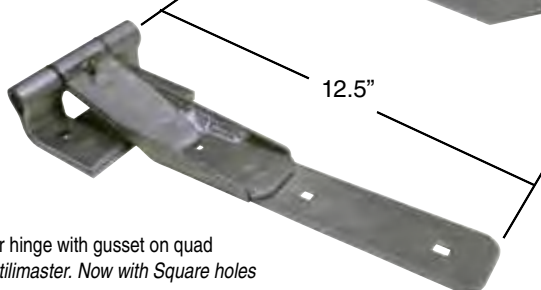
**99-240** - 5/16" x 1"  
Carriage Bolt, 100 pcs  
**99-242** - 5/16" x 2-1/2"  
Carriage Bolt, 100 pcs

**29-337**

Inner rear door hinge with gusset on  
quad back door of Utilimaster. Now with Square holes

**29-333**

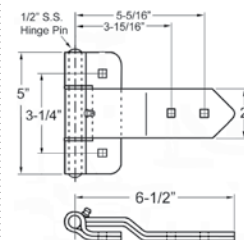
Outer rear door hinge with gusset on quad  
back door of Utilimaster. Now with Square holes



## Popular on Utilimaster Utility Bodies



**99-240** - 5/16" x 1"  
Carriage Bolt, 100 pcs  
**99-242** - 5/16" x 2-1/2"  
Carriage Bolt, 100 pcs



**29-338** - 6-1/2" Aluminum Reverse  
Butt Hinge with grease fitting.

## STOP CARRIAGE BOLTS FROM SPINNING ON HINGES

**THAT HAVE ROUND HOLES.** Ribs stop bolt from turning while  
tightening nut on other side. Threaded all the way to the rib. Can  
be used for other applications as well.



**99-215** - 5-16" x 1" Rib Neck  
Carriage Bolt, 100 pcs.



**99-230** - 5/16" x 2-1/2" Rib Neck  
Carriage Bolt, 50 pcs.



**97-605** - 5/16" Kep nut, 1 pcs.

## REAR DOOR LATCHES - EXTERIOR HANDLE SPRINGS BACK WHEN RELEASED

SPRING LOADED  
SLAM LATCH

**K-167-A** - Complete Assembly with rods and end bolts. Order strikes separately.

**K-160-R** - 45" Rod for taller doors.  
(Will need to be cut to length & grooved on one end for slam action.)



**M-1367**  
Upper Strike  
Plate  
(not included with assy)

**K-167-B**  
Tapered  
Latch Bolt  
3-1/2"x2-3/4" base

**K-167-R**  
Rod - 27-3/8" Long  
May need to be shortened or  
lengthened. Two are included in kit.

**K-167-BK**  
Brackets  
for Rods



Mounting  
holes  
align with  
K-168  
Handles  
Pg. 101

Spring  
Loaded

**K-167-C**  
Spring  
Loaded  
Center  
Mechanism



**29-665** **NEW**  
Strike 9" x 4.5" with 8" x 2" hole  
mount centers (not included with  
assembly)



**29-639**  
Strike 4" x 3.375" with 3" x 2.185"  
hole mount centers (not included  
with assembly)



**K-167-B**  
Spring Loaded  
Tapered Latch Bolt  
3-1/2"x2-3/4" base

## SLAM LATCH

**K-168-1** - Complete Assembly less strike

Cable  
Operated



**K-167-B**  
Spring Loaded  
Tapered Latch Bolt  
3-1/2" x 2-3/4" base



Mounting holes  
align with  
K-168  
Handles  
Pg. 101

**K-168-C**  
Center Mechanism  
with handle. Not  
spring loaded.  
6-3/16" x 2-15/16"

**K-168-3**  
Inside Handle Only

**K-168-CAB**  
72" Cable  
Assy (one  
needed)

**NEW**  
**29-702**

Dual Cable Assy. Includes  
two 41" cables and two  
adjustable end fitting kits.

**K-167-B**  
Spring Loaded  
Tapered Latch Bolt  
3-1/2" x 2-3/4" base

**29-639**  
Strike 4" x 3.375" with 3" x  
2.185" hole mount centers  
Used on Utilimaster (not  
included with assembly)

SPRING LOADED SLAM LATCH  
W/ OVERRIDE

Cable  
Operated



**121BO**  
Offset Bolt  
3" x 2-1/16" base

**25-078**  
Center Mech.  
w/override

**VCC-96**  
96" Cable  
(cut to fit)

**25-079** - Inside  
release handle  
for 25-078

**114COR**  
Center Mech.  
w/spring return  
& w/override  
release handle



**121BO**  
Offset Bolt  
3" x 2-1/16"  
base with 9/16"  
offset

Mounting  
holes  
align with  
Handle  
25-139  
See page  
101 for  
details

## SPRING LOADED SLAM LATCH

**114-AOO ... Assembly** with 2 offset bolts

**114-AFF ... Assembly** with 2 flush bolts

**114-AFO ... Assembly** 1 offset & 1 flush bolt



**114-BF**  
Flush Latch Bolt  
3" x 2-1/16" base

**114-ROD**  
3/8" x 36" Rod

**114-C**  
Center  
Mechanism  
w/spring return  
6-1/4" x 2-1/2"



**114-BO**  
Offset Latch Bolt  
3" x 2-1/16" base,  
1/2" offset


Mounting  
holes  
align with  
Handle  
25-139  
See page  
101 for  
details

## SLAM LATCH

Complete Assembly no longer available.



**565698-BZ**  
Flush Latch Bolt, zinc  
2" x 2-5/8" L x 3/4" H



**24-366**  
Optional Top  
Bolt Tapered  
for a snug fit  
OE on UCB  
2" x 2-7/8" base

**Old Center Mechanism**  
No longer Available

**Replacement  
Center  
Mechanism**

**NEW**

**25-079 & 25-078**  
Inside Release  
Handle & New  
Center Mechanism

**565698-R**  
26-3/4" Rod



**565698-BOZ**  
2" x 2-5/8" with 9/16" Offset  
Latch Bolt, zinc

## REAR DOOR LATCHES

## DEAD BOLT LATCH

**110-AOO** ..... Assembly with 2 offset bolts  
**110-AFF** ..... Assembly with 2 flush bolts  
**110-AFO** ..... Assembly 1 offset & 1 flush bolt



**110-BF**  
Flush Latch Bolt  
3" x 2-1/8" base

**110-ROD**  
Rod (3/8" x 36")

This is a non-slamming  
latch. The handle must  
be turned to close the  
door.

**110-C**  
Center Mechanism  
(2-1/2" x 6-1/4")  
w/o spring return



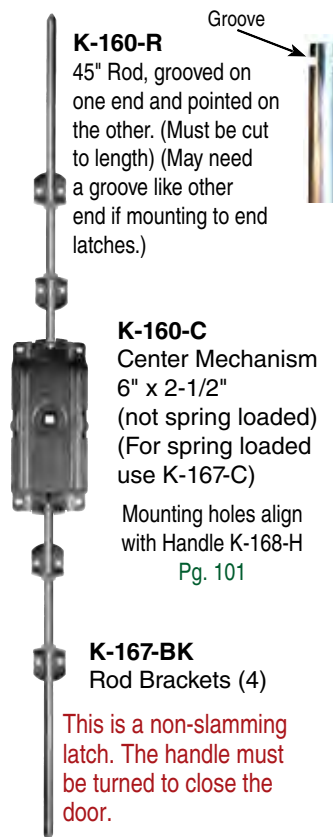
**110-BO**  
Offset Latch Bolt  
3" x 2-1/4" base  
with 1/2" offset



Mounting  
holes  
align with  
Handle  
25-139  
See page  
101 for  
details

## DEAD BOLT LATCH

**K160A** Complete Assembly  
as shown

**K-160-R**

45" Rod, grooved on  
one end and pointed on  
the other. (Must be cut  
to length) (May need  
a groove like other  
end if mounting to end  
latches.)

**K-160-C**

Center Mechanism  
6" x 2-1/2"  
(not spring loaded)  
(For spring loaded  
use K-167-C)

Mounting holes align  
with Handle K-168-H  
Pg. 101

**K-167-BK**

Rod Brackets (4)

This is a non-slamming  
latch. The handle must  
be turned to close the  
door.

## FINGER PULL LATCHES FOR BULKHEAD DOORS

For Building a Bulkhead  
Door- see page 109



**24-366**  
Rod or Chain  
Pull. Tapered  
for snug fit  
with bolt hole  
on bottom.  
2" x 6-3/8"



**24-360**  
Short Finger Pull.  
Kasonized steel  
finish with  
1/2" round x 2"  
steel rod finger pull.  
Tapered for snug fit.




**NEW**  
**24-369**  
Spring Loaded  
Finger Pull with  
Mount Centers:  
2-1/8" & 1-5/8" C-C  
Has 9/16" Offset  
6-3/4" with pull

**24-362**  
Extended  
Finger Pull  
Same as  
24-360  
except with  
1/2" round x  
30" steel rod  
finger pull.

**24-364**

Offset Bolt, Spring loaded.  
Zinc finish. Accepts 1/4" rod  
or hook. Has 9/16" offset.  
Fits on back door of Newer  
Utilimaster

**24-368**  
Same as  
24-366  
except finger  
pull type.  
2" x 6-1/4"  
overall length.



Mount Centers:  
1-3/8" C-C & 1-15/16" C-C  
1-5/8" spring loaded  
tapered tongue

## MOUNTING HARDWARE



S.S. Screw with  
Phillips Head



Kep Nut with  
Lock Washer



T- Nut

Part No	Size	Unit pkg
<b>97-431-P</b>	10-24 x 1/2" Phillips SS Screw	1
<b>97-431</b>	10-24 x 1/2" Phillips SS Screw	100
<b>97-433-P</b>	10-24 x 1" Phillips SS Screw	1
<b>97-433</b>	10-24 x 1" Phillips SS Screw	50
<b>97-438-P</b>	10-32 x 1" Phillips SS Screw	1
<b>97-438</b>	10-32 x 1" Phillips SS Screw	50
<b>97-694</b>	10-24 Kep Nut with Lock Washer	100
<b>97-695</b>	10-32 Kep Nut with Lock Washer	100
<b>AV-11331</b>	10-32 T-Nut	50
<b>AV-11331-P</b>	10-32 T-Nut	1

**M-39200**

Nutsert Mounting Tool

**M-39258**

1/4" Mandrel to fit  
1/4"-20 Nutsert

**97-443**

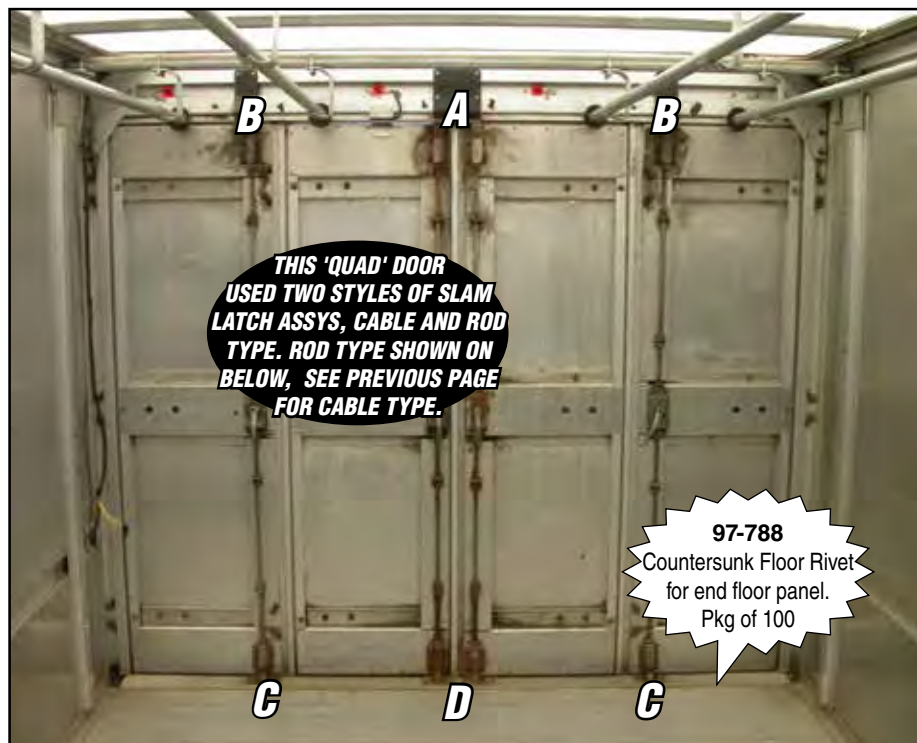
1/4"-20 x 1" L Stainless Steel  
Oval Head Phillips Recess  
Machine Screw, 25 pcs/box

**M-47455**


1/4"-20 Aluminum Thin  
Sheet Nutserts, 40 pcs/box



## HARDWARE that fits UTILIMASTER QUAD DOORS



## REPLACEMENT STRIKES

UPPER  
CENTER

**29-636** Upper rear center strike, 7"H x 6"W.

UPPER  
OUTER

**29-638** Upper rear outer door strike, 7"H x 3"W.

LOWER  
OUTER


**29-639** Lower Strike 4"x 3.375" with 3"x 2.185" hole mount centers. OEM for all lower strikes

LOWER  
OUTER

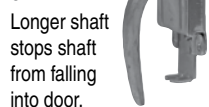
**29-661** - Oversize Lower 'outer' rear door strike w/ single hole. 6" W x 3.5" D

SHAFT FOR INSIDE  
RELEASE HANDLE


**25-128** Shaft for inside release handle on quad bi-fold doors.  
**Used with K167C Center**



Button end stops shaft from pulling through



Longer shaft stops shaft from falling into door.




**25-115** - Inside release handle  
Accepts 25-128 5/16" shaft.



**K-167-C**  
Center Mechanism



**K-167-BK**  
Brackets for Rods



IF YOU HAVE  
CABLE STYLE  
SEE PREV. PAGE

Carriage Bolts for Hinges  
100 pcs per Box

**99-240** - 5/16" x 1"

**99-242** - 5/16" x 2-1/2"



**29-333**

Outer rear door hinge with gusset. 12-1/2" from pin to end of hinge. *Now with Square holes*



**29-337**

Inner rear door hinge with gusset. 14" from pin to end of hinge. *Now with Square holes*



**34-150**

Rear Door Gasket. 3/8" H x 5/8" W. Fits double & quad rear swing-out doors. 50 foot length.

**K-167-B**

Tapered Latch Bolt  
3-1/2"x2-3/4" base

## LOWER CENTER

Remove old strike and replace with oversize strike.



**29-664** - Lower 'center' rear door strike with two holes. Measures 14" wide x 3.5" deep. Small cut on bottom of door is required for installation



New 'Oversize' Strike installed. Holes were drilled and screws installed where floor was still solid.

**POSITIVE DOOR HOLDER**


- 30-720** Positive Door Holder Set with 3-7/8" overall projection  
**30-719** Male Part Only with 3-7/8" overall projection  
**30-718** Female Part Only



- 30-730** Heavy-Duty zinc plated positive door holder set with 4-1/8" overall projection. Incorporates a flat hook retaining spring which prevents the hook from accidentally slipping out of the keeper.

**RUBBER SOCKET DOOR HOLDER**

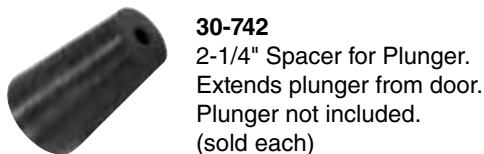
Rubber socket with black plastic plunger. A steel plate is inserted in the rubber socket for extra strength and is threaded for 5/16"-18 bolt. 30-741 has a stainless steel cover over the rubber socket. Sockets measure 1-1/2" dia x 1-1/2" tall.



Plunger

**30-740**  
standard  
assembly

**30-741**  
with stainless  
steel cover  
over rubber  
socket



**30-742**  
2-1/4" Spacer for Plunger.  
Extends plunger from door.  
Plunger not included.  
(sold each)

**SPRING ACTION DOOR HOLDER  
with GREASE FITTING**

**30-750** - Holder Set with 3" hook projection. Holds door against body with heavy duty spring. Automatic engage and disengage. Zinc coated with stainless steel plunger spring. Equipped with grease fitting for lasting durability.

**Receiver Dimensions**  
1-1/4"W x 4"L x 1-3/16"H  
3-1/4" c. to c. screw holes

**Hook Base Dimensions**  
1-1/4" L x 7/32" W  
1-5/8" c. to c. screw holes

**NYLON SOCKET DOOR HOLDER****Door Holder  
with Nylon Insert**

Overall length  
Part No... w/nylon receptacle

- 30-771** ..... 1-1/2"  
**30-772** ..... 2-1/2"  
**30-773** ..... 3-1/2"



30-771

30-772

30-773

**30-770**  
Nylon  
Receptacle  
Only

**SILENT DOOR HOLDER****Steel Plungers**

(add 3/8" for overall length)

Part No.	Plunger Length
<b>30-762</b> .....	1-1/4"
<b>30-763</b> .....	1-3/4"
<b>30-764</b> .....	2-1/4"
<b>30-765</b> .....	2-3/4"



**R-13760**  
Steel  
Retainer  
Only

**760364**  
Rubber  
Socket

**Aluminum Door Holders  
Eliminate Rust**

**30-799** - 2-3/4"  
Aluminum Plunger



**30-795**  
Aluminum Retainer  
with rubber socket

**TUBULAR STEEL GRAB HANDLE**

- 11-1/2" overall length
- 2-1/8" height off surface
- 5" grab length
- 5/8" diameter tubular steel
- 9/32" holes (4)



**27-524**  
Chrome Finish

**1/2" ALUMINUM or STEEL ROD GRAB HANDLE**

- 13" overall length
- 2" height off surface
- 7" grab length
- 1/2" diameter aluminum/steel rod
- 1/4" countersunk holes (4)



**27-521**  
Steel handle with  
chrome plating

**27-522**  
Aluminum handle  
with plain finish


**HEAVY DUTY DIE CAST HANDLE**

- 8-1/4" overall length
- 1-3/4" height off surface
- 4-1/2" grab length
- 5/16" countersunk holes (4)
- Wide comfort grip handle



**27-526**  
Chrome Handle

See Pg. 213 for More Grab  
Handles! Or Visit Us at  
MillSupply.com

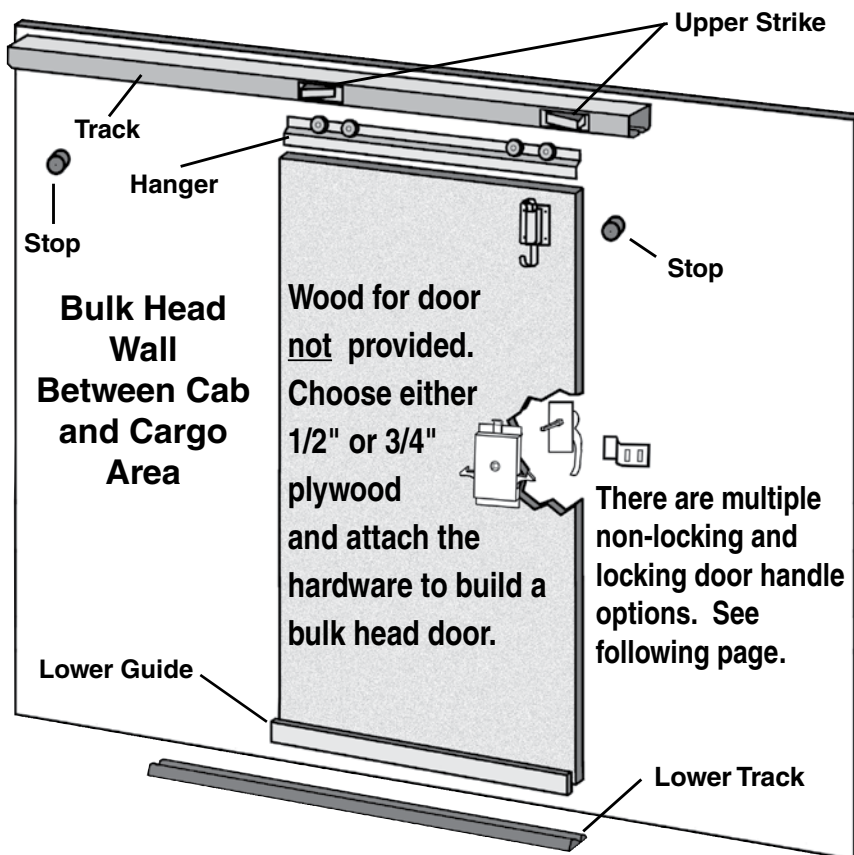
**SOLID ALUMINUM GRAB HANDLE**

**27-525** Aluminum Handle  
 • 16-1/2" overall length  
 • 1-1/2" height off surface  
 • 9-1/2" grab length  
 • 1-1/4" width  
 • 5/16" holes (4)

**27-528** Aluminum Handle  
 • 18" overall length  
 • 3" height off surface  
 • 9" grab length  
 • 1" width  
 • 1/4" holes (4)

**HARDWARE NEEDED TO ASSEMBLE A BULKHEAD DOOR**


Mill carries all the necessary components for you to repair or build a new bulkhead door. Choose your track and guides on this page and the latches and handles on the following page.




*For New Installation Choose one of each Upper Track, Door Hanger, Lower Guide, Lower Track, and Bump Stop*

**Upper Track**

- 1..... 29-800 ..... 84" Upper track without studs  
 2..... ST-34 ..... Mounting Studs (8 needed)  
 3..... 29-805 ..... 68.5" Upper track with 5 studs

**Door Hanger**

- 4A..... 29-3612 ..... 1/2" Door hanger. 36" Long  
 4A..... 29-3634 ..... 3/4" Door hanger. 36" Long  
 4A..... 29-2634 ..... 3/4" Door hanger. 26" Long  
 4B..... 11-01330 ..... 28" Offset hanger, single wheel  
 4C..... 29-2510 ..... 25" Offset hanger, dual wheel

**Lower Guide & Track**

- 5..... 29-103..... 24-1/2" Metal guide w/added aluminum wear edge for 1/2" doors  
 6..... M-1141..... 30" Metal guide for 3/4" doors  
 7..... 29-105..... 36" x 2" x 1/4" Nylon guide  
 8..... 29-125..... 51.5" Nylon lower track  
 9..... 29-129..... 33-1/2" 'H' aluminum guide up to 11/16" thickness  
 10..... 29-131..... Nylon guides, sold each  
 11..... 29-130..... 60" Aluminum lower track

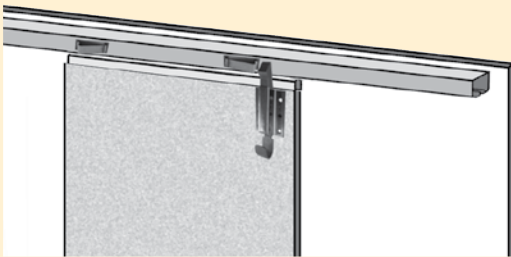
**Bump Stop**

- 760364..... Rubber bumper stop




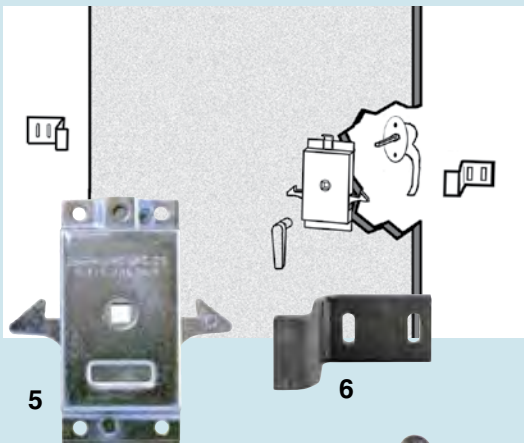
## Latch Mechanisms and Locking Hardware for Unsecure, Secure & Very Secure Bulk Head Doors

### Non-Locking Door Latch Mechanism



- 1..... 24-368 ..... Finger pull latch  
2..... 29-647..... Strike, two needed  
3..... 29-601..... Left Upper Door Strike  
4..... 29-602..... Right Upper Door Strike

### Secure Bulkhead Latch Mechanisms



- 5.....5696-5 ..... Latch mechanism  
6.....29-633 ..... Strike, two needed  
7.....25-130 ..... Inside handle  
8.....25-116 ..... Outside locking handle




- 9A..... 97-443-P ..... 1/4"-20 x 1" L Oval head screw, each  
9B..... M-1606-P ..... 1/4"-20 Nylon lock nut, each

### Heavy-Duty Bulkhead Door Latch Mechanisms



- 10..... K-4001-XX Chrome locking handle  
10..... 25-150 ..... Black locking handle  
11..... K-4000 ..... Inside latch  
12..... 29-635 ..... Strike, 2 needed



Finger bolt  
used to keep  
door open



System where lower  
latch mounts on  
bulkhead & strike  
is on door

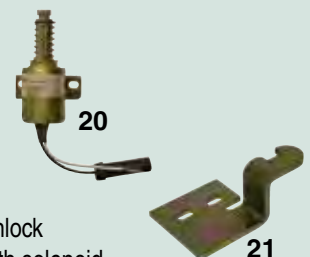


Lower Latch



Best Cylinder Core with one  
control key (to install the core  
into the 29-730 housing) and  
two operating keys.

- 13..... 22-201 ..... Latch mechanism  
14..... 29-730..... Cylinder housing  
15..... 29-709 ..... Cylinder Core & Key  
16..... 29-633..... Latch strike  
17..... 27-526 ..... Chrome handle  
18..... 24-368..... Upper Tapered finger bolt  
19..... 29-647 ..... Upper Strike  
20..... 36-991..... Solenoid for remote lock/unlock  
21..... 29-617..... Strike for bulkhead door with solenoid



## PADDLE LATCHES

### Standard Size - Single Point Latches

Overall Dim: 4-1/4" x 5-1/2"

Hole Size: 3-3/8" x 4-5/8"



**23-005**

**23-255**



**23-075**

**23-010**



**23-260**



**4901-51**  
Cylinder & key  
with straight cam

- 23-005** .. Locking - ***Rustproof Steel***  
**23-255** .. Non-Locking - ***Rustproof Steel***  
**23-075** .. Non-Locking - ***Zinc Coated Steel***  
                   with Heavy-Duty Slam Action Latch  
**23-010**... Locking - ***Stainless Steel***  
**23-260** .. Non-Locking - ***Stainless Steel***

### Standard Size - Single Point Latch with Inside Release



**23-820** .. Locking Zinc plated latch with inside release.

### Junior Size - Folding T Handle Latch

Overall Dim: 3-1/2" x 4-3/8"

Hole Size: 2-3/4" x 3-3/4"



**NEW**

**23-290 - Locking T-Handle, Zinc Coated Steel.**  
Mounting Holes: 3.1" at cam, 1.94" at Cylinder, 3.04" cyl  
holes to cam holes. See online for detailed Illustrations.

### Junior Size - Single Point Latches

Overall Dim: 3-5/8" x 4-3/4"

Hole Size: 2-3/4" x 3-3/4"



**23-015**



**23-265**



23-265 &  
23-015




23-020



23-270

- |        |                                      |
|--------|--------------------------------------|
| 23-015 | Locking - <b>Rustproof Steel</b>     |
| 23-265 | Non-Locking - <b>Rustproof Steel</b> |
| 23-020 | Locking - <b>Stainless Steel</b>     |
| 23-270 | Non-Locking - <b>Stainless Steel</b> |



**23-086** Cylinder and Key for all Junior Size Latches

**PADDLE LATCHES****Rotary Paddle Latch**

Overall Dim: 4-1/4" x 5-1/2" — Hole Size: 3-3/8" x 4-5/8"



**23-150** - Locking Rotary Latch, Polished Stainless Steel. Includes cylinder and key. Hole spacing: 3-3/4" x 3-11/16". Can mount any direction.

**2-Point Dead Bolt "T" Handle**

Overall Dim: 4-7/8" x 4-3/4"

Hole Size: 3-3/4" x 3"  
plus cylinder.**99-561**

Rod: 5/16" dia. x 48" L

**4876SS** .... Turn Style "T" Handle, **Center only, Stainless Steel****4880** ..... Turn style "T" Handle **complete assembly, Zinc**

Includes: center, 48" x 5/16" dia. rods (cut to length), (2) rod guides.

**4880-SS**... Same as 4880 except **Stainless Steel**.**4874** ..... Gasket only**99-561** ..... Slam Latch**Rotary Latch**

3-5/8"

**1400L** - Left Rotary Latch**1400R** - Right Rotary Latch**Single Point "T" Handle Latch**

Overall Dim: 4-3/4" x 4-7/8"

Hole size: 3-1/8" x 3-3/4" plus cylinder

**8400-61****15-621****4874**

**8400Z** ..... Locking T-Handle Latch Single point lock with adjustable latch for varied door thickness. Zinc plated.

**8400-61** .... Replacement Cylinder and key for 8400Z

**15-621** ..... Replacement cylinder & Key for old style 8004Z

**4874** ..... Gasket only

**"D" Ring 2-Point Lock****2102-L**

Polished Stainless Steel 2-Point Locking "D" Ring Lock. Two Rods included. 6-1/8" Diameter

**Rod Controlled Paddle Latch**

Overall Dim: 5-3/4" x 4-3/4"

Hole size: 3-3/8" x 4-1/2"



**23-175** - Rod controlled paddle latch, center only, Stainless Steel. This paddle latch accepts rods or cables.

**Latch Cam**

**25-175** - Latch Cam with set screw. Fits 5/16" square shaft. Overall length: 2-3/4".



## REPLACEMENT ALUMINUM OR WOOD ROLL-UP DOORS

### 62" WIDE X 87" HIGH - FITS FEDEX WITH UTILIMASTER STEPVAN BODY



#### Light Weight Aluminum Door Features

- Low maintenance
- Hingeless panels, no hinges to wear
- Replacement drop in roll-up door without track, order track separately
- Exact replacement for Utilimaster or Grumman/Morgan Olson trucks.
- Panels are powder coated white and made from aluminum extrusions
- Light operation and low weight for better fuel economy
- Easy to replace 1" steel rollers
- Head, Bottom and Side Seals provide protection against water penetration around the perimeter of the door. Seals can be easily replaced to maintain optimal weather resistance. Each panel is also sealed for between-panel weather resistance.
- Stainless steel cables
- Changes door over to a Maximum Security style lock with inside release, a new catch plate will be required.
- Lift handle and 18" looped pull strap
- Includes Counterbalance Assembly

#### Measure your door opening before you order.

Shipping by freight can be expensive so please measure your door opening first. Mill Supply will not be responsible for return shipping on wrong size doors.

## Aluminum

**20-7076** - 62"W x 87"H **Replacement Light Weight Aluminum Roll Up Door without track.** Fits many Fedex trucks with the **UTILIMASTER** Body. This aluminum drop-in roll-up door includes: dual spring counterbalance, maximum security lock, door seals and hardware. Does not include track or catch plate. Does not fit Grumman Olson or Morgan Olson.

**20-8057** - Roll-up Door Track for 20-7076 or 20-8056

*If you have an Enforcer Latch use our shim shown on next page*



#### Wood Door Features

- Dual Spring counterbalance
- Pre-Painted white
- 1" rollers
- Tongue-and-groove joints
- Head and bottom seals
- Stainless Steel cables and hardware fasteners. Eliminates rust streaks on your new door!
- Todco style Maximum security latch
- Lift handle and 18" looped pull strap
- All door hinges are zinc plated

## Wood

**20-8056** - 62"W x 87"H **Replacement Wood Roll Up Door without track.** Fits many Fedex trucks with the **UTILIMASTER** Body. This wood drop-in roll-up door includes: dual spring counterbalance, maximum security lock, hardware. Does not include track or catch plate. Does not fit Grumman Olson or Morgan Olson. Existing tracks can be used.

**20-8057** - Roll-up Door Track for 20-8056 or 20-7076




A new Catch plate will be required for either door. Use our **20-9173** steel catch plate for your Utilimaster truck



## UNIVERSAL WOOD ROLL-UP DOOR PANELS

Mill Supply carries universal wood door panels for a replacement on Todco and Diamond doors. These panels have a 90" or 96" width and can be cut at each end to provide the correct length. Additional routing is provided to mount hinges for narrower doors. All panels are made of 3/4", 7-ply premium plywood and are painted white on the outside and primed on the inside.



We have included additional inside edge routing to mount hinges when narrowing doors.

### 15" Top Panels

Length	Part #
90"	TP-15
96"	LTP-15-96

### 11" Intermediate Panels

Length	Part
90"	IP-11
96"	LIP-11-96

### 15" Intermediate Panels

Length	Part
90"	IP-15
96"	LIP-15-96

### 11" Bottom Panels

Length	Part
90"	BP-11
96"	LBP-11-96

### 15" Bottom Panels

Length	Part
90"	BP-15
96"	LBP-15-96



Our panels are Tongue and Groove style and cannot be mixed with the Lap Joint Style

### ROLL-UP DOOR CYLINDER & KEY REPLACEMENT



**29-709** - Best Cylinder Core with (1) install key and (2) operating keys

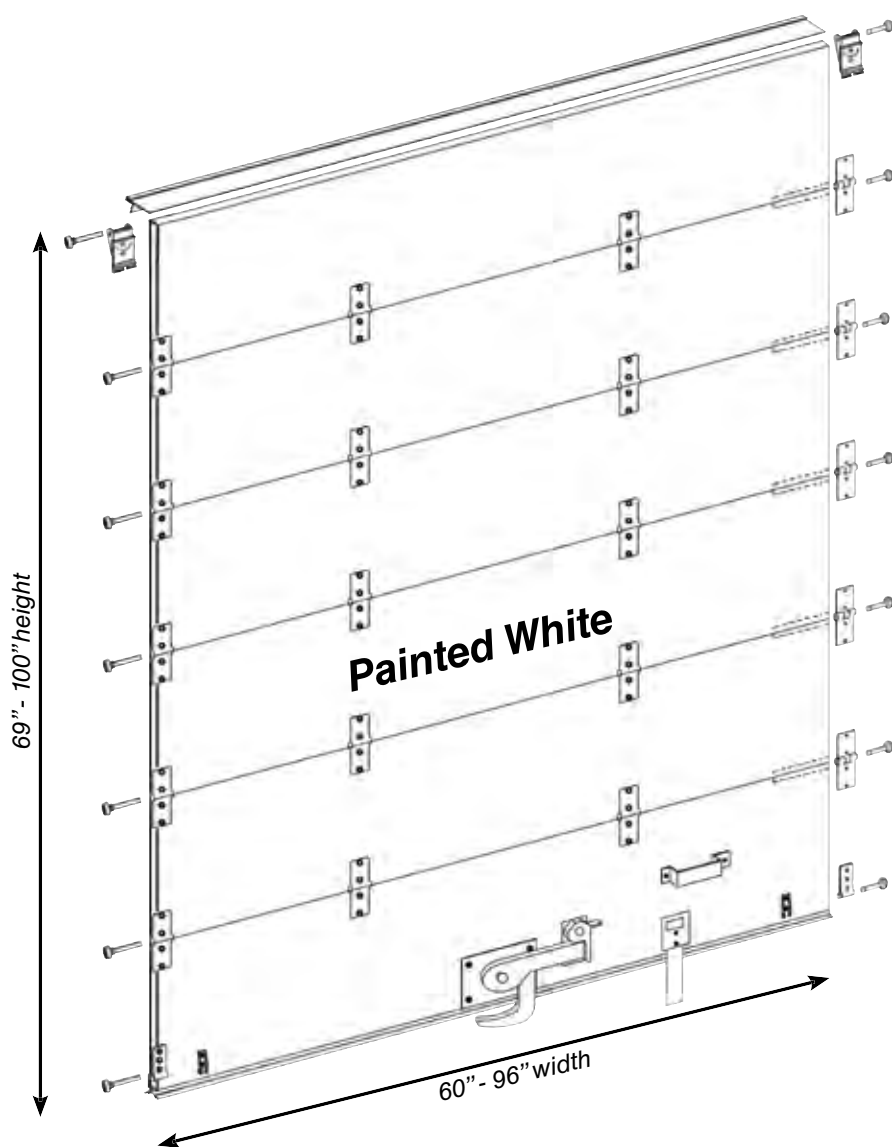
**UNIVERSAL 3/4" WOOD DRYFREIGHT**

**In Stock!**  
**Ready to Ship Today!**


**DOORS AVAILABLE TO FIT FROM 60" - 96" WIDE AND FROM 69" - 100" TALL**

Track not included, Counterbalance can be ordered separately

Mill Supply's 3/4" dryfreight painted-white wood doors include all the hardware for a quick and easy replacement of all the panels. The top panel includes the hardware and weatherstrip but is not assembled so it can be trimmed to fit different door heights. One complete side of the door can be trimmed to fit smaller door widths. Hinges are purposely not installed on one side and top so when trimmed to a smaller size your hinges and rollers will install with minimal effort. Door is 80% pre-assembled. Order Counterbalance separately. Track not included.

**Includes:**

Door panels are Painted White, 7 ply, 3/4" top quality, medium density overlaid hardwood-faced plywood manufactured with a 2 step layup and waterproof glue bond. Top panel and one complete side can be cut to match original door.

**20-7090**

44 Stainless Steel Splined Step Bolts and 44 Nuts. Order these if you prefer not to use the rivets provided.

**20-7091**

Air Hammer Rivet Set for mounting rivets that are included with the door



# REPLACEMENT ROLL-UP DOORS WITH HARDWARE

- Pre-Painted white
- Steel Rollers: 1" (used with single spring counterbalance) or 2" (used with dual spring counterbalance)
- Tongue-and-groove joints
- Head and bottom seals included
- 4 rows of hinges
- Stainless Steel cables and rivet fasteners. If you need a rivet tool or would prefer finishing your door with bolts and nuts, see previous page
- Todco or Whiting style lock, lift handle and 18" looped pull strap
- All doors with 1" rollers have zinc plated hardware (hinges, handles, etc.)
- All doors with 2" rollers have E-Coated hardware (hinges, handles, etc.)
- Counterbalance can be ordered separately, see right side column
- Track not included

<b>Choose Your Roll-Up Door Size</b>				<i>Order Your Counterbalance Assy Separately</i>
Door Part #	Door Size	Can be Trimmed to	Roller Size	CounterBalance
<b>20-7025</b>	<b>64"W x 76"H</b>	<b>60"W x 69"H</b>	<b>1"</b>	<b>20-7071</b>
<b>20-7037</b>	<b>64"W x 76"H</b>	<b>60"W x 69"H</b>	<b>2"</b>	<b>20-7072</b>
<i>64"W x 76"H Doors includes four painted white 15" panels and one 16" top panel plus all hardware as noted above, less counterbalance and track.</i>				
<b>20-7044</b>	<b>90"W x 82"H</b>	<b>86"W x 76"H</b>	<b>1"</b>	<b>20-7085</b>
<b>20-7036</b>	<b>90"W x 82"H</b>	<b>86"W x 76"H</b>	<b>2"</b>	<b>20-7087</b>
<i>90"W x 82"H Doors includes six painted white 11" panels and one 16" top panel plus all hardware as noted above, less counterbalance and track.</i>				
<b>20-7061</b>	<b>90"W x 90"H</b>	<b>86"W x 84"H</b>	<b>1"</b>	<b>20-7085</b>
<b>20-7052</b>	<b>90"W x 90"H</b>	<b>86"W x 84"H</b>	<b>2"</b>	<b>20-7087</b>
<b>20-7070</b>	<b>96"W x 90"H</b>	<b>92"W x 84"H</b>	<b>1"</b>	<b>20-7085</b>
<b>20-7073</b>	<b>96"W x 90"H</b>	<b>92"W x 84"H</b>	<b>2"</b>	<b>20-7087</b>
<i>90"W and 96"W x 90"H Doors includes six painted white 15" high panels plus all hardware as noted above, less counterbalance and track.</i>				
<b>20-7082</b>	<b>96"W x 100"H</b>	<b>92"W x 94"H</b>	<b>1"</b>	<b>20-7092</b>
<b>20-7097</b>	<b>96"W x 100"H</b>	<b>92"W x 94"H</b>	<b>2"</b>	<b>20-7098</b>
<i>96"W x 100"H Doors includes five painted white 15" panels, one 10" panel and one 15" top panel, plus all hardware as noted, less counterbalance and track.</i>				

## Order Your Counterbalance Assembly Separately

Doors with 1" rollers use a single spring counterbalance. Doors with 2" rollers use a double spring.



Includes: shaft, spring(s), winding plugs, and cable drums



If you need counterbalance end bearings, order **20-0961**

**PREMIUM MILL EVOLUTION ROLL-UP DOORS****NEW!****COMES IN WHITE  
OR "COCA-COLA®" RED!****Door Features**

- Longer life, compared to wood and aluminum doors
- Low maintenance
- Flush mount two-piece hinges for quick & easy roller replacement
- High strength to weight ratio
- No shrinking or swelling or weight gain from moisture
- Foamed plastic core with a proprietary primer for maximum adhesion
- The yield strength of the hardened steel is 80,000 PSI (80 KSI), zinc coating, (G90) hot-dipped galvanized steel outer/inner layer
- White or Coca-Cola Red polyester baked-on finishing coat with a rust-inhibiting primer
- Stainless steel fasteners, cables, and rivets
- 1-piece U-channel and 4-point bottom seal
- Patent-pending sealed tongue insert with perfect alignment between panels and greater durability compared to the standard tongue and groove found on wood doors today
- Your choice between 1" and 2" rollers
- Fits stepvan, trailer, and truck body configurations

Rust-Inhibiting Primer w/  
Polyester Baked-on Finish Coat80,000 PSI Yield Strength  
hardened Steel, zinc  
coating, (G-90) Hot-Dipped  
Galvanized steel layers

Sealed Tongue Insert

Foamed Plastic Core

Flush mounted  
two-piece  
end hinges  
for quick roller  
replacement

7mm

**JOIN THE MILL R'EVOLUTION'**

Our **Premium Mill Evolution Roll-Up Doors** are designed and tested to be the strongest and most durable roll-up doors on the market. Compared to other roll-up doors, that may jam, crack, or break on impact, the **Premium Mill Evolution** door's revolutionary design immensely reduces those risks. This effectively reduces the need to buy replacement parts due to damage.

The inner and outer galvanized steel skins give it the stiffness and durability it needs to withstand most common impacts; while the inner polyethylene core acts as a shock absorber, absorbing the strongest impacts. Combine these two factors with the patent-pending sealed tongue insert, and you have the most reliable and long lasting roll-up door available.

**NEW**

**20-7095** ←  
44 Stainless Steel Splined  
Step Bolts and 44 Nuts.  
Order these if you prefer  
not to use the rivets  
provided.

**20-7091**

→  
Air Hammer Rivet Set for  
mounting rivets that are  
included with the door

**Easy  
Installation**

**PREMIUM MILL EVOLUTION ROLL-UP DOORS**

**Universal Doors-** These Premium Mill Evolution Roll-Up Doors come 80% pre assembled. Hinges are purposely not installed on one side and the top of the door, so when trimmed to a smaller size, your hinges and rollers will install with minimal effort. Universal doors can be cut down 6" on the top panel and 4" on one side.

**Drop-in Doors-** These Premium Mill Evolution Roll-Up Doors come 100% pre assembled. They are completely ready for installation and cannot be cut down.

**Universal Premium Mill Evolution Roll-Up Doors**

Door Part#	Door Size	Color	Security Lock Included	Roller Size	Counterbalance
20-8021 <b>NEW</b>	90"W x 82"H	WHITE	Y	1"	20-7085
20-8032 <b>NEW</b>	90"W x 82"H	WHITE	Y	2"	20-7087
20-8024 <b>NEW</b>	90"W x 90"H	WHITE	Y	1"	20-7085
20-8035 <b>NEW</b>	90"W x 90"H	WHITE	Y	2"	20-7087
20-8026 <b>NEW</b>	96"W x 100"H	WHITE	Y	1"	20-7092
20-8037 <b>NEW</b>	96"W x 100"H	WHITE	Y	2"	20-7098
20-8041 <b>NEW</b>	98"W x 107"H	WHITE	Y	1"	20-7092
20-8053 <b>NEW</b>	98"W x 107"H	COCA-COLA® RED	Y	1"	20-7092

All Premium Mill Evolution Roll-up Doors are 7mm thick.

Mill Evolution doors do not include the track and counterbalance assembly, Order Separately.

**Drop-In Premium Mill Evolution Roll-Up Doors**

Door Part#	Door Size	Color	Security Lock Included	Roller Size	Counterbalance
20-8046 <b>NEW</b>	58-3/4"W x 85-1/8"H	COCA-COLA® RED	Y	1"	20-7014
20-8047 <b>NEW</b>	75-3/4"W x 78-3/8"H	COCA-COLA® RED	Y	1"	20-7085
20-8028 <b>NEW</b>	96"W x 93"H	WHITE	Y	1"	20-7092
20-8039 <b>NEW</b>	96"W x 93"H	COCA-COLA® RED	Y	1"	20-7092

All Premium Mill Evolution Roll-up Doors are 7mm thick.

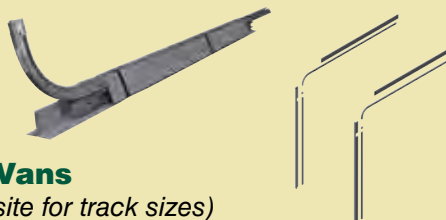
Order Separately

**Drop-In Premium Mill Evolution Roll-Up Doors for Fedex Stepvans w/ Morgan Olson or Utilmaster Bodies**

Door Part#	Door Size	Color	Security Lock Included	Roller Size
20-7022 <b>NEW</b>	60-1/2"W x 87-1/2"H	WHITE	Y	1"
20-7026 <b>NEW</b>	60-1/2"W x 87-1/2"H	WHITE	N	1"

All Premium Mill Evolution Roll-up Doors are 7mm thick.

**These doors do not include the track and counterbalance assembly, Order Separately.**

**Track and Counterbalance Assemblies for Fedex Vans**

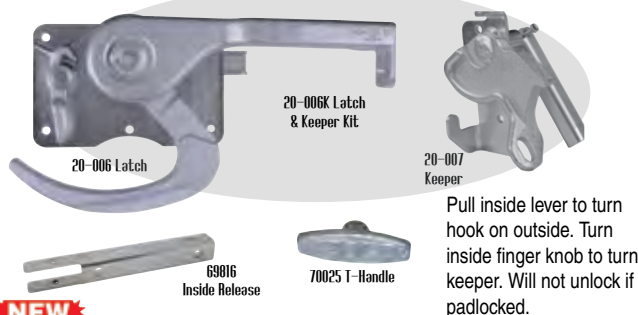
- 20-8065** - Track Assembly for **Single Spring Doors** (Visit our website for track sizes)
- 20-7014** - Counterbalance Assembly for **Single Spring Doors** (less end bearings, see below)
- 20-8057** - Track Assembly for **Dual Spring Doors** (Visit our website for track sizes)
- 20-7017** - Counterbalance Assembly for **Dual Spring Doors** (less end bearings, see below)
- 20-0961** - End bearings (not included with counterbalance)



## OTHER LOCKING OPTION WHEN ORDERING A **PREMIUM MILL EVOLUTION** ROLL-UP DOOR WITHOUT LOCKING HARDWARE

**ROLL-UP DOOR SAFETY HANDLE ASSEMBLY that  
fits TODCO DOORS (Will not unlock if padlocked)**

*This style handle  
comes with door 20-7022*



**NEW**

**20-006K** - Maximum Security Latch with Keeper Assy  
(Includes 20-006 & 20-007)

**20-006** - Maximum Security Latch w/Inside Release

**20-007** - Keeper with Inside Release

**69816** - Inside Release handle only

**70025** - T-Handle only for Keeper

**Mounting holes  
will need to  
be drilled when  
installing your  
own handle  
and lock.**



**70263** - Maximum Security "J" Latch with Inside  
Release Handle

**69816** - Inside release handle only

*Popular on Fedex Ground Vehicles with Lock Box  
with Best Cylinder shown directly below*



**69714-1**

Lock Box Housing  
w/ Strattec Cylinder

**69714-2**

Lock Box Housing  
for Best Cylinder  
(Cylinder not included)



**69011** - Best Cylinder  
Housing w/spacer

**29-709** - Best  
Cylinder Core w/  
(1) install key and  
(2) operating keys  
**29-713** Two  
Cylinder Cores (Keyed alike)  
Includes: (1) install key and (4)  
operating keys  
**29-708** - Key Blank only



**69713**  
Replacement  
Spring for Lock Box




**69669**  
Replacement  
Shoulder Bolt for  
Lock Box



**69710**  
Replacement Catch  
for Lock Box



**WHITING ROLL-UP HANDLE ASSEMBLY**



**W-4077** - Lock Assy for use with lock box w/flush backing plate

**W-6571** - Lock Box with Standard Cylinder

**20-362** - Standard Cylinder only for W6571

**W-6376** - Lock Box with Best Cylinder

**WDC-55** - Cylinder Housing less key and tumbler

**29-709** - One cylinder core w/one install key & 2 operating keys

**29-713** - Two cylinder cores w/one install key & 4 operating keys

**29-708** - Key blank only, each



**W-7142** - Lock Assy w/Inside release and keeper

**W-1235** - Inside Release Handle only for W-7142

**W-7535-1** - Keeper with inside release handle (W-5534)

**W-5534** - Inside release handle only

**20-557**  
Aluminum Catch Plate



*Fits Morgan Olson*

**20-9173**  
Steel Catch Plate



*Fits Utilmaster*

**For other replacement parts, see pages 122-130**

## QUICKLY ACCESS MATERIAL WITH A *Pre-Hung Drop-in Shutter Roll-up Doors*

Are you wishing you had a door on the side of your truck for quick access? Here's the solution. Our doors are double wall for a smooth finish inside and out and provide better insulation. They are durable and can handle the daily use required by companies that provide a service.



Part #	Door Opening	Frame Size	Rough Opening
20-3636	36"W x 36.5"H	38"W x 40.5"H	39.5"W x 45"H
20-5256	52"W x 56"H	54"W x 60"H	55.5"W x 64.5"H
20-5268	52"W x 68"H	54"W x 72"H	55.5"W x 76.5"H

### Attractive

- Completely assembled - dramatically reducing labor & installation time
- Smooth clear anodized aluminum finish
- Door rolls into header allowing more space in vehicle
- Fast, easy and smooth operation with front roller assist
- Sill plate has raised 'V' to stop water from entering
- Sealed side mount guides to eliminate drafts
- Uses EPDM integrated weather seal between each slat
- Slat weatherstrips are waterproof and can tolerate very high and low temperature variances
- Commercial Grade—security, stability and unmatched craftsmanship
- Available in 3 sizes

### Increases Safety

- Rolls upward and stays in position until pulled down
- Door will not close or free fall on its own
- Eliminates risk associated with swing-out doors on curbside or roadside
- Constructed of strong, double-sided aluminum extrusions
- Incorporates a stainless steel bar lock



Door extends approx. 10" into the headspace of the cargo area and coils onto a drum.

Pre-Hung Drop-in doors are ready to install from the factory. Makes having a side access door a breeze for a quick retrieval of essential items like tools, equipment, or food.

Even though the primary focus for these doors is the exterior of a work truck, they can be used for many special applications such as food trucks, counter shutters, pit carts, pull behind trailers, RV's and just about anything you can imagine inside or outside.



**2771-0817** - 1/4" Steel Monobolt Rivet with a 3/8" grip range for door installation. 100 pcs.

**M-1378** - Sikaflex polyurethane adhesive sealant is an industrial grade sealant that is excellent for aluminum, fiberglass or steel. Ideal for installing our drop-in doors. Water resistant and tack free within a half hour. Stays flexible and withstands a wide temperature range. 10.3 fluid oz.; Black in color.

**Use this order form when you want to order an exact replacement roll-up door**

Please "X" the appropriate box in each category. Mail, E-mail or Fax this page with page 121 when ordering a complete door.

**Truck Information:**

Body Manufacturer: \_\_\_\_\_

Year: \_\_\_\_\_

Body Interior Wall to Wall \_\_\_\_\_

Body Interior Floor to Ceiling \_\_\_\_\_

Door Opening Size: Width \_\_\_\_\_ x Height \_\_\_\_\_

**Door Make:**

- ☐ Todco  
☐ Whiting  
☐ Other \_\_\_\_\_

Serial# (if available): \_\_\_\_\_

**Will you need:**Door Track Set ☐ Yes ☐ NoOperator/Counterbalance ☐ Yes ☐ NoSide Door Seals ☐ Yes ☐ No**Type of panels:**

- ☐ 3/4" 7 Ply Plywood  
☐ 3/4" 7 Ply Plywood with Exterior Aluminum Skin  
☐ Insulated Door Thickness (Circle one) 1" 1-1/2" 2"  
☐ All Aluminum Panels  
☐ Weathertite Poly (**Todco only**)  
☐ Duraplate

**Finish:**

- ☐ Primer Only  
☐ Painted, (Color) \_\_\_\_\_  
☐ Toughshell Topcoat, **White Only, (Todco Only)**  
 Toughshell has a 5 Year Warranty on Finish

**Type of Lock:** All doors come with a locking mechanism unless you specify otherwise.

Please "X" Latch Type and Cylinder Type. For desc of each style latching mechanism look through our Todco or Whiting section of this catalog.

**Maximum Security Latch Options**

☐ Two Point Latch (with center mechanism and cable or rod controlled end latches)\*

☐ Slam Latch w/Locking Handle\*

☐ Slam Latch w/o Locking Handle

☐ Exclude Locking Mechanism

\* Choose Best or ☐ Best Cylinder - High Security  
☐ Standard Cylinder ☐ Standard Cylinder - Medium Security

**Hardware:** All doors include hardware**Roller Diameter:**

- ☐ 1" Diameter  
☐ 2" Diameter

**Fasteners:**

- ☐ Zinc (standard)  
☐ Stainless Steel  
☐ Everware (**Todco only**)

**Shipping:**

☐ Ship Standard — Your door will be shipped in two sections of three to four panels each. More than one person will be required for installation.

☐ Ship Panel Form — Panels are not attached to each other. Ideal for one person installation. (**Todco Doors only**)

**ROLL-UP DOOR  
DIMENSIONS**Door Width  
\_\_\_\_\_ "Total Door  
Height \_\_\_\_\_ "Total Number of  
Panels \_\_\_\_\_

**Roll-Up Doors  
Take Approx.  
3-4 Weeks  
for Delivery**

<b>TOP PANEL (in six panel doors)</b>	_____ " Top Panel (6 panel door) Height
<b>TOP PANEL (in five panel doors) or INTERMEDIATE PANEL</b>	_____ " Top Panel (5 panel door) or Intermediate Panel Height
<b>INTERMEDIATE PANEL</b>	_____ " Intermediate Panel Height
<b>INTERMEDIATE PANEL</b>	_____ " Intermediate Panel Height
<b>INTERMEDIATE PANEL</b>	_____ " Intermediate Panel Height
<b>BOTTOM PANEL</b>	_____ " Bottom Panel Height

*When measuring bottom panel only include the door panel, do not include the bottom seal.*



**MILL SUPPLY, INC.** PO BOX 28400, CLEVELAND, OH 44128-0400

Local (216) 518-5072 • (800) 888-5072 • FAX (888) 781-2700

**Sold To:****Ship To:**

Contact Name \_\_\_\_\_

Contact Name \_\_\_\_\_

Company Name \_\_\_\_\_

Company Name \_\_\_\_\_

P.O. Box \_\_\_\_\_

P.O. Box \_\_\_\_\_

Street Address \_\_\_\_\_

Street Address \_\_\_\_\_

City \_\_\_\_\_ State \_\_\_\_\_ Zip \_\_\_\_\_

City \_\_\_\_\_ State \_\_\_\_\_ Zip \_\_\_\_\_

Phone \_\_\_\_\_

Phone \_\_\_\_\_

I understand that this door will be made to the dimensions that I have specified. And, I will accept and pay for the door as long as the dimensions match what I requested.

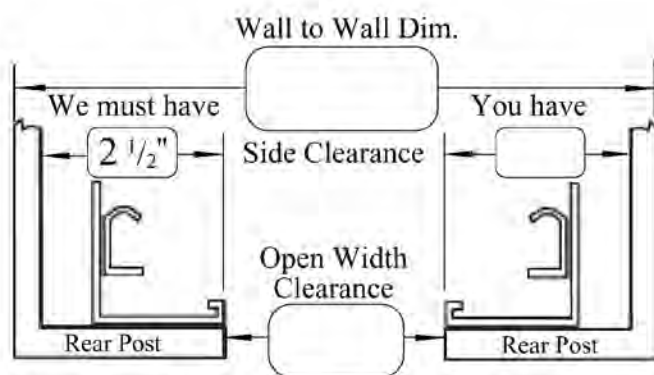
This page must be signed when ordering a complete door.

Signature: \_\_\_\_\_

Print Name: \_\_\_\_\_

Date: \_\_\_\_\_

Company Name: \_\_\_\_\_

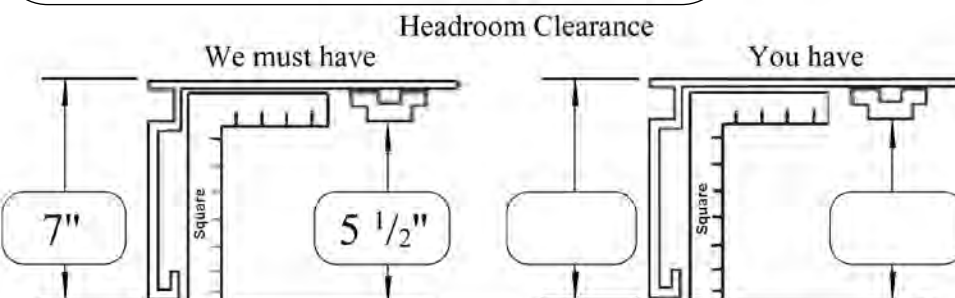
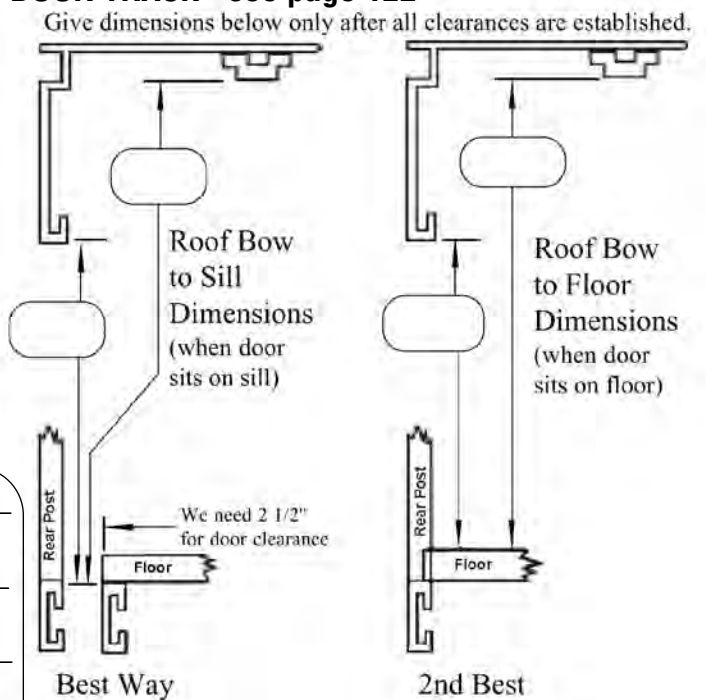
**FILL IN THE DIMENSION BELOW WHEN ORDERING NEW TRACK****QUICKLY REPAIR DAMAGED DOOR TRACK - see page 122**

If you do not have the minimum side room clearance, you must add material and then give the above dimensions.

Make \_\_\_\_\_

Model \_\_\_\_\_ Year \_\_\_\_\_

Other Information \_\_\_\_\_



If you do not have the minimum header clearance, you must build down the header and then give us the above dimensions.

**Note:** Doors are made for net opening width, not wall to wall dimension.

**HARDWARE** that fits **TODCO DOORS**  
& **WHITING GENERAL PURPOSE DOORS**

- 1.....20-0962.....Counterbalance shaft 96" - cut to length  
**1-3/4" I.D. Counterbalance Spring with Winding Plugs**  
 2.....CB-25.....25" Counterbalance Spring w/plugs  
 2.....CB-32.....32" Counterbalance Spring w/plugs  
 2.....CB-38.....38" Counterbalance Spring w/plugs  
 2.....CB-39.....39" Counterbalance Spring w/plugs  
 2.....CB-40.....40" Counterbalance Spring w/plugs  
 2.....CB-42.....42" Counterbalance Spring w/plugs  
 2.....CB-43.....43" Counterbalance Spring w/plugs  
 2.....CB-44.....44" Counterbalance Spring w/plugs  
 2.....CB-45.....45" Counterbalance Spring w/plugs  
 2.....CB-46.....46" Counterbalance Spring w/plugs  
 2.....CB-48.....48" Counterbalance Spring w/plugs  
 2.....CB-52.....52" Counterbalance Spring w/plugs  
 2.....CB-57.....57" Counterbalance Spring w/plugs  
 2.....CB-60.....60" Counterbalance Spring w/plugs

Measure  
spring  
length  
only. Do  
not include  
winding  
plugs

**2-1/2" I.D. Counterbalance Spring with Winding Plugs**

- 3.....59076-19.....19" Counterbalance Spring w/plugs  
 3.....59076-22.....22" Counterbalance Spring w/plugs

**Spring Plugs & Cable Drums**

- 4.....59158.....Spring winding plug for 1-3/4" I.D. springs  
 4.....59159.....Spring winding plug for 2-1/2" I.D. springs  
 5.....51043.....Spring anchor plug for 1-3/4" I.D. springs  
 5.....59024.....Spring anchor plug for 2-1/2" I.D. springs  
 6.....59129-1.....Curbside Cable Drum to 105" door height  
 6.....59129-2.....Roadside Cable Drum to 105" door height  
 6.....59157-3.....Curbside Cable Drum, 105-120" door height  
 6.....59157-4.....Roadside Cable Drum, 105-120" door height

**Angle Brackets and Head Protector**

- 7.....51036-1.....Curbside angle bracket for counterbalance  
 7.....51036-2.....Roadside angle bracket for counterbalance  
 8.....69353.....Head Protector

**Outside Door Cables, Anchors & Bearings**

- 9.....SSC-110.....110" Stainless Steel Cable, 5/16" eyelet  
 9.....51044-110.....110" Galv. Cable 5/16" eyelet  
 9.....SSC-7125.....125" Stainless Steel Cable, 7/16" eyelet  
 9.....GSC-5130.....130" Galvanized Cable, 5/16" eyelet  
 9.....SSC-5130.....130" S.S. Cable, 5/16" eyelet  
 10.....T-1026.....Cable Anchor Kit  
 10.....61204-38.....Cable Anchor Bracket, w/o hardware EverWare  
 10B.....59193-38.....H-D Cable Anchor Bkt, w/o hardware EverWare  
 11.....20-0961.....Bearing Assy, LH or RH, Outside Cable Door  
 12.....20-0963.....Bearing Assy, Center, Outside Cable doors

**Inside Door Cables, Brackets & Bearings**

- 13.....51079-86-1......96" Galvanized curbside cable, cut to length.  
 13.....51079-86-2......96" Galvanized roadside cable, cut to length.  
 14.....20-0972.....Bearing, LH drivers side  
 12.....20-0963.....Bearing, RH passenger side  
 15.....80023.....Spacer washer. Drum, inside cable door

**Bottom Handle Straps and Handle**

- 16.....M-1261.....Pull Strap, 36" Long  
 17.....69832.....Pull Strap Retainer  
 17.....69832-38.....Pull Strap Retainer with EverWare  
 18.....20-0598.....Lift Handle  
 18.....61401-38.....Lift Handle with EverWare

**REPAIR DAMAGED DOOR TRACKS**


Repair your track quickly and easily while on the truck. Use the 1" or 2" dolly to hammer through crushed track; use the slot to tweak the edges of track back into shape.



**20-2311**  
1" Track  
repair tool.



**20-2312**  
2" Track  
repair tool.

**REPLACEMENT  
DOOR TRACK**

**20-7012**  
1" x 4ft.  
Track repair  
section

**20-7020**  
2" x 4ft.  
Track repair  
section.

**HARDWARE** that fits **TODCO DOORS**  
& **WHITING GENERAL PURPOSE DOORS**




20

**Rollers**

- 20.. 80020 ..... Spacer Washer, mounts on roller shaft  
 21.. T-9162 ..... 1" Steel Roller  
 22.. 70305 ..... 1" Precision Machined Roller  
 23.. 69983 ..... 1" Nylon Roller, BLACK  
 24.. 70542 ..... 1" Nylon Roller, White (Genuine Todco)

**Hinges, Roller Holders & Rollers**


- 1.... 69433 ..... Adjustable Top Fixture Assy (69431 & 69432)  
 w/ washer and nut  
 1A. 69431 ..... Slide-Adj. Top Fixture  
 1A. 69431-38... Slide-Adj. Top Fixture, EverWare  
 1B. 69432 ..... Base-Adj. Top Fixture  
 1B. 69432-38... Base-Adj. Top Fixture, EverWare  
 2.... 69265-38... Top Fixture, EverWare  
 3.... 61196 ..... Center Hinge  
 3.... 61196-38... Center Hinge, EverWare  
 3.... 70238 ..... Center Hinge, Heavy Duty  
 3.... 70238-38... Center Hinge, Heavy Duty EverWare  
 4.... 69035 ..... End Hinge  
 4.... 69035-38... End Hinge, EverWare  
 4.... 70236 ..... End Hinge - Heavy Duty  
 4.... 70236-38... End Hinge - Heavy Duty, EverWare  
 5.... 69981 ..... End Hinge with plastic sleeve  
 6.... 69977 ..... Plastic Sleeve for 69981  
 7.... 70311 ..... End Hinge with roller cover, black  
 8.... 70309 ..... Roller cover only, fits 70311 & 70344  
 9.... 70344-1 ..... Bottom Fixture base, Curbside, use w/70309  
 9.... 70344-2 ..... Bottom Fixture base, Roadside, use w/70309 (Pictured)  
 10.. 61352 ..... Bottom Roller Holder  
 10.. 61352-38... Bottom Roller Holder, EverWare  
 11.. 70082-1 ..... Bottom fixture, Curbside. Polar Guard (Pictured)  
 11.. 70082-2 ..... Bottom fixture, Roadside. Polar Guard  
 14.. 70171 ..... Top panel roller holder  
 15.. 70168 ..... Center hinge  
 16.. 70-188 ..... End Hinge with plastic insert, fit L or R side  
 17.. 70169 ..... Bottom roller hinge with plastic insert, fit L or R  
 18.. 11-17149... Splined carriage bolt, 1/4" x 1-1/2"

**Stainless Steel Splined Carriage Bolt Set**

**20-7090** - 44 Stainless Steel Splined  
 1/4" x 1-1/4" Carriage Bolts and 44 Kep Nuts  
 (nuts are not stainless)

**11-17149**

Splined Carriage Bolt  
 (galvanized) 1/4" x 1-1/2",  
 sold individually

**1/4" ELEVATOR BOLTS AND NUTS**

Bolts are priced per piece.  
 Quantity discount apply.

- 20-001 - 1" Elevator Bolt, 1 pc.  
 20-114 - 1-1/4" Elevator Bolt with nut, 1 pc.  
 20-112 - 1-1/2" Elevator Bolt with nut, 1 pc.  
 20-134 - 1-3/4" Elevator Bolt, 1 pc.  
 20-002 - 2" Elevator Bolt, 1 pc.  
 20-212 - 2-1/2" Elevator Bolt, 1 pc.  
 20-003 - 3" Elevator Bolt, 1 pc.



**M-1478**  
 1/4" Hex Nut  
 (100 pcs)



**M-1576**  
 1/4" Kep Nut  
 with lock  
 washer  
 (100 pcs)

**TODCO FG LUBE™**

**39000-1008**  
 12oz. Spray




**39000-1016**  
 Gallon

**EVERWARE** is the result of a patented, 3-step coating process: (1) Zinc Plating, (2) Mineral Bath, (3) Top Coat/Sealer. It gives you stainless steel protection without stainless steel cost. A new industries standard against rust and ugly rust streaks.

**Need New Tracks?**  
**Call us with your**  
**serial number today!**



**HARDWARE** that fits **TODCO DOORS**  
& **WHITING GENERAL PURPOSE DOORS****Slam Latch Hardware**

- 25.. 69648-4 ..... Slam Lock Assembly for keyed or padlock handle (handle sold separately)
- 25.. 69648-5 ..... Slam Lock Assembly for Best Cylinder(cylinder sold sep.)
- 26.. 25-125 ..... Locking Handle
- 27.. 61375 ..... Guide Pin
- 28.. 61379 ..... Floor Catch Plate, weld in type, no holes
- 29.. 69075 ..... Floor Catch Plate bolt on type (with holes)
- 30.. 69076 ..... Floor Catch Plate reinforcement, Grumman only
- 31.. 69991 ..... Cylinder & Mounting plate for 69648-5, Uses Chicago cyl.
- 32.. 69800 ..... Plate only for Chicago Cylinder for 69648-5
- 33.. 69799 ..... Chicago Cylinder with 2 keys
- 34.. 61450 ..... Plate only for Best Cylinder for 69648-5
- 35.. 69011 ..... Best Cylinder Housing w/spacer
- 36.. 69962-2 ..... 1/2" Cylinder Spacer only
- 37.. 29-709 ..... One Best Cyl. Core w/one install key & 2 operating keys
- 37.. 29-713 ..... Two Best Cyl. Core w/one install key & 4 operating keys
- 38.. 29-708 ..... Key Blank for Best Cylinder
- 40.. T-0191 ..... Paddle Handle Latch Center Mech.
- 41.. 4901-51 ..... Cylinder w/spun on cam
- 42.. 70090 ..... Center Control (uses Best cylinder)
- 43.. 69007 ..... Cam Only
- 44.. 69959 ..... Center Control (uses Chicago cylinder)
- 45.. K-4168 ..... Kason Push Button Handle
- 46.. 20-7011 ..... Mount plate w/threaded inserts
- 47.. 97-438-P ..... 10-32 x 1" Mount Screw
- 48.. 70102 ..... 45" Lock Cable w/floating stop
- 49.. 69953-1 ..... Mounting Plate, Curbside (shown)
- 49.. 69953-2 ..... Mounting Plate, Roadside
- 50.. 69951 ..... Lock Catch with brace, New Style
- 52.. 20-0776 ..... Safety Chain Lock
- 53.. 20-0770 ..... Safety Chain
- 54.. 20-0979 ..... Safety Chain and Lock Assembly
- 55.. 70472 ..... End Latch, Univ. fits left or right
- 56.. 69943 ..... Spring for 70472 end latch
- 57.. 70170-1 ..... End Latch, Curbside
- 57.. 70170-2 ..... End Latch, Roadside
- 57A 70101 ..... Spring for 70170 end latches
- 58.. 39550-1 ..... End Latch, Curbside
- 58.. 39550-2 ..... End Latch, Roadside
- 61.. 25-113 ..... Non-locking Blind Mount Handle, 1-15/16" to pin hole on shaft
- 61.. 25-114 ..... Non-locking Blind Mount Handle, 2-5/8" to pin hole on shaft
- 62.. W-5793 ..... Non-locking Blind Mount Handle, 15/16" to pin hole on shaft
- 63.. 25-164 ..... Locking Blind Mount Handle, 2" threaded shaft

**MOUNTING HARDWARE FOR  
ROLL-UP DOOR HANDLES**

AV-11331-P



97-438-P

- 97-438P ..... 10-32 x 1" Phillip head screw, each
- 97-438 ..... 10-32 x 1" Phillip head screw, 50pcs
- AV-11331-P ..... 10-32 T-Nut, each
- AV-11331 ..... 10-32 T-Nut, 50pcs

**TIP**

On your vehicle data records, record the roll-up door serial number (located inside in the upper right hand corner if you are facing out) on all your vehicles, especially new doors. With the serial number readily available a replacement door can be ordered quickly, efficiently and without mistakes.

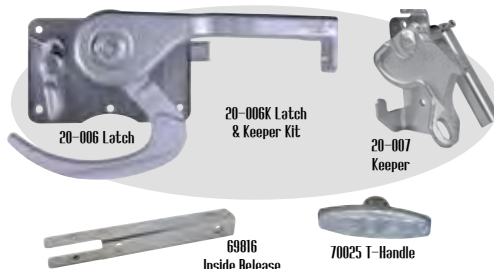
**BOTTOM PANEL HARDWARE** that fits **TODCO DOORS****TODCO ROLL-UP DOOR HANDLE****69571**

Maximum Security  
Lock Assembly  
**69571-38**  
w/ **EverWare**

**TODCO**

**69572** - Keeper Assembly  
**69572-38** - w/ **EverWare**

**EVERWARE** is the result of a patented, 3-step coating process: (1) Zinc Plating, (2) Mineral Bath, (3) Top Coat/Sealer. It gives you stainless steel protection without stainless steel cost. A new industries standard against rust and ugly rust streaks.

**TODCO ROLL-UP DOOR SAFETY HANDLE with KEEPER (Will not unlock if padlocked)**

**Popular on FedEx  
Ground Trucks**

Pull inside lever to turn hook on outside.  
Turn inside finger knob to turn keeper.  
Will not unlock if padlocked.

**20-006K** - Maximum Security Latch and Keeper Assembly, (20-006 & 20-007)

**20-006** - Maximum Security Latch w/Inside Release

**20-007** - Keeper with Inside Release

**69816** - Inside Release handle only

**70025** - T-Handle only for Keeper



**20-0752**  
Catch Plate,  
Flat Style



**20-0755**  
Catch Plate,  
Box Style,  
Steel



**20-553**  
Catch Plate,  
Aluminum



**20-557**  
Catch Plate,  
Aluminum

Fits Grumman / Morgan Olson



Fits Utilmaster

**20-9173**  
Catch Plate

**Bottom Handle Straps and Handle**

- 10**... **T-1026**..... Cable Anchor Kit with hardware
- 10**... **61204-38**..... Cable Anchor Bracket, w/o hardware  
EverWare
- 10B** **59193-38**..... H-D Cable Anchor Bkt, EverWare
- 16**... **M-1261**..... Pull Strap, 36" Long
- 17**... **69832**..... Pull Strap Retainer
- 17**... **69832-38**..... Pull Strap Retainer with EverWare
- 18**... **20-0598**..... Lift Handle
- 18**... **61401-38**..... Lift Handle with EverWare

**Maximum Security Locks with 'J' Latch****69634**

Maximum Security  
'J' Latch Only

**70263**

Maximum Security 'J' Latch with  
inside release handle


**69816**

Inside release handle only

Popular on FedEx Ground Vehicles with Lock Box  
with Best Cylinder shown directly below



**69716-1** - Maximum Security 'J' Lock  
with Lock Box and Strike, Complete  
(69634, 69714-1, 20-0755)


**The Lock Boxes shown below can be used with either  
Maximum Security 'J' Latch Shown above.**

Rear View

**69714-1**  
Lock Box Housing  
w/Strattec Cylinder

**69711**

Cylinder for Lock  
Box Only (Strattec  
Cylinder)



Rear View

**69714-2** Lock Box  
Housing for Best  
Cylinder  
(Cylinder not included)



**69670** - Best/  
Liberty Cylinder  
Retainer



**69011** - Best Cylinder  
Housing w/spacer



**29-709** - Best Cylinder  
Core w/ (1) install key  
and (2) operating keys  
**29-713** Two Cylinder  
Cores (Keyed alike)  
Includes: (1) install key  
and (4) operating keys  
**29-708** - Key Blank only

**Replacement Parts for above Lock Boxes****69713**


Replacement  
Spring for Lock Box

**69710**

Replacement Catch  
for Lock Box


**69669**

Replacement Shoulder  
Bolt for Lock Box

**WEATHERSTRIP** that fits **TODCO DOORS****TOP SEALS & RETAINERS****Top Seals and Retainers**

- |        |            |   |
|--------|------------|---|
| 1..... | 61403..... | Retainer - Head Seal  |
| 2..... | 61402..... | 96" Header Seal   |
| 3..... | 70289..... | Alum. retainer & header seal, 96" L. 2-1/2" flange. Used on extruded aluminum doors |
| 4..... | 70001..... | Alum. retainer with header seal, 96" L. 1" flange                                   |
| 5..... | 69790..... | Aluminum Retainer only for 70001 - 96"  |
| 6..... | 69718..... | Rubber header seal only for 70289 or 70001, 96"                                     |
| 7..... | 70255..... | Top brush seal, 96" x 1-1/2"  |
| 8..... | 70231..... | Top or Side 96" Brush Seal, 1" Brush  |
| 8..... | 70272..... | Top or Side 96" Brush Seal, 1-1/2" Brush  |

**For Detailed Images  
go to [MillSupply.com](http://MillSupply.com)**

**SIDE SEALS****Side Seals**

- |         |              |  |
|---------|--------------|--|
| 8.....  | 70231.....   | Top or Side 96" Brush Seal, 1" Brush         |
| 8.....  | 70272.....   | Top or Side 96" Brush Seal, 1-1/2" Brush     |
| 9.....  | XM-3186..... | Side Seal, 74 long, Popular on Utilmaster    |
| 10..... | 61390.....   | Side Seal, each                              |
| 11..... | 69840.....   | Side seal w/ longer seal edge                |
| 12..... | W-5377.....  | Side Seal, Gray, for 1/2" track spacing, 90" |
| 13..... | 70232.....   | Side brush seal, 96", each                   |
| 14..... | 20-3766..... | 2" Side seal, 90", each                      |

**BOTTOM SEALS & RETAINERS****Bottom Seals and Retainers**

- |          |              |  |
|----------|--------------|--|
| 15.....  | 20-0145..... | Retainer & kick plate for Bottom Seal  |
| 16.....  | 20-0159..... | Bottom Seal, 94", original style   |
| 16.....  | 20-255.....  | Bottom Seal, 75 foot roll, original style  |
| 17.....  | 70337.....   | Bottom Seal, 96", universal, cuts installation time in half, fits all 3/4" doors |
| 17A..... | AV-9609..... | #10x1 Self Tapping Screw, 100 pcs mounts 70337                                   |
| 18.....  | 70354.....   | Bottom Seal, 61.5", used on alum door  |
| 19.....  | 69242.....   | Bottom seal, 10 ft.  |

**Joint Seal**

- |         |            |                 |
|---------|------------|-----------------|
| 20..... | 70180..... | Joint seal, 51" |
|---------|------------|-----------------|

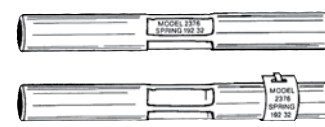


# HINGES, ROLLERS, & HARDWARE that fits WHITING PREMIUM DOORS





Roadside  
Left Hand Wound  
(Counter-Clockwise)

Curbside  
Right Hand Wound  
(Clockwise)



Spring length and wire diameter can be found stamped on the center of the balancer shaft, or on a tag near the center of the shaft.



## Counterbalance

- 1.... W-2528.....Counterbalance Shaft, 90" long, cut to length
- 2.... 20-2017.....Cable Drum Roadside with bearing
- 3.... 20-2016.....Cable Drum Curbside with bearing
- 4.... 20-2018.....Winding Cone for Spring
- 5.... W-2522.....Thrust washer
- 6.... 20-902.....Spring silencer boot, 23-1/4" L. Use w/ 19" springs
- 6.... 20-900.....Spring silencer boot, 24-1/4" L. Use w/ 20" springs
- 6.... 20-901.....Spring silencer boot, 27-1/4" L. Use w/ 23" springs
- 6.... 20-903.....Spring silencer boot, 33"L. Use with 29" springs
- 7.... W2523.....Balancer bracket, Curbside
- 8.... W2524.....Balancer bracket, Roadside
- 9.... W2525.....Center bracket
- 10... W2526.....Clamp

## Curbside & Roadside Springs

- 11... CS-14815.....15" Curbside Spring, .148 wire
- 11... RS-14815.....15" Roadside Spring, .148 wire
- 11... CS-15616.....16" Curbside Spring, .156 wire
- 11... RS-15616.....16" Roadside Spring, .156 wire
- 11... CS-14817.....17" Curbside Spring, .148 wire
- 11... RS-14817.....17" Roadside Spring, .148 wire
- 11... 20-921.....17" Curbside Spring, .156 wire
- 11... 20-920.....17" Roadside Spring, .156 wire
- 11... CS-16219.....19" Curbside Spring, .162 wire
- 11... RS-16219.....19" Roadside Spring, .162 wire
- 11... CS-16220.....20" Curbside Spring, .162 wire
- 11... RS-16220.....20" Roadside Spring, .162 wire
- 11... CS-17120.....20" Curbside Spring, .171 wire
- 11... RS-17120.....20" Roadside Spring, .171 wire
- 11... 20-951.....23" Curbside Spring, .177 wire
- 11... 20-950.....23" Roadside Spring, .177 wire
- 11... CS-18229.....29" Curbside Spring, .182 wire
- 11... RS-18229.....29" Roadside Spring, .182 wire

Spring length is measured when spring is relaxed (not stretched)

All springs have a 2-3/16" inside diameter

## Complete Spring Assemblies

- 12... 20-938.....17" Roadside Spring Assembly, .156 wire
- 12... 20-939.....17" Curbside Spring Assembly, .156 wire
- 12... 20-932.....19" Roadside Spring Assembly, .162 wire
- 12... 20-933.....19" Curbside Spring Assembly, .162 wire
- 12... 20-958.....20" Roadside Spring Assembly, .162 wire
- 12... 20-957.....20" Curbside Spring Assembly, .162 wire
- 12... 20-940.....20" Roadside Spring Assembly, .171 wire
- 12... 20-941.....20" Curbside Spring Assembly, .171 wire
- 12... 20-955.....23" Roadside Spring Assembly, .177 wire
- 12... 20-956.....23" Curbside Spring Assembly, .177 wire

## Cables

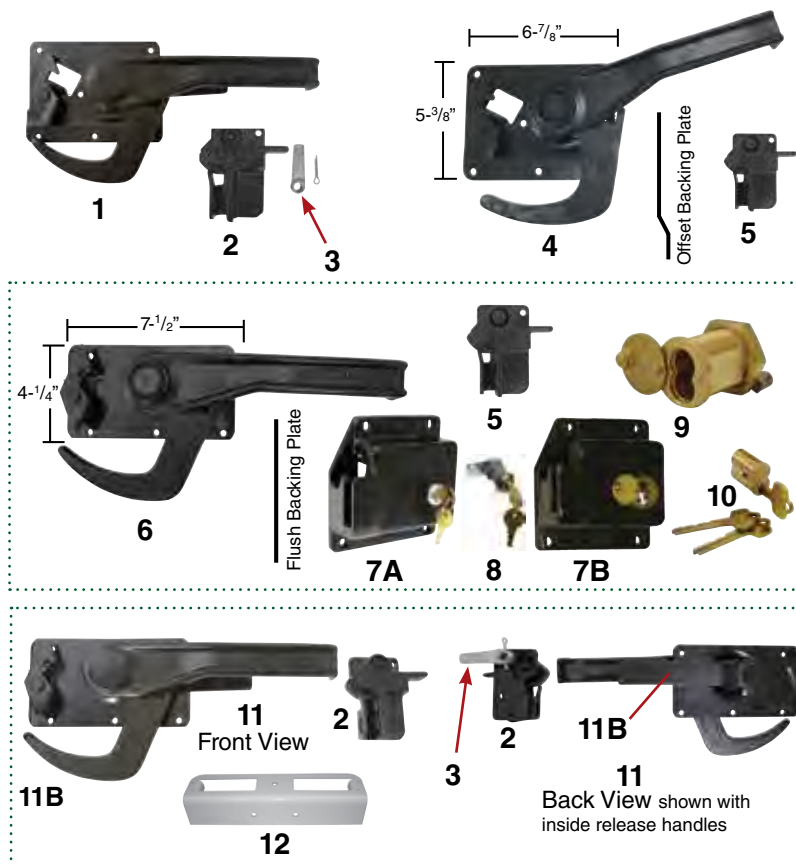
- 13... SSC-110.....110" Stainless Steel Cable, 5/16" eyelet
- 13... 51044-110.....110" Galv. Cable 5/16" eyelet
- 13... GSC-5130.....130" Cable, 5/16" eye, galvanized
- 13... GSC-7130.....130" Cable, 7/16" eye, galvanized
- 13... SSC-5130.....130" Stainless Steel Cable, 5/16" eye, stainless steel
- 14... W-7013.....Cable Anchor 'U' Bolt

## Hinges, Roller Holders and Rollers

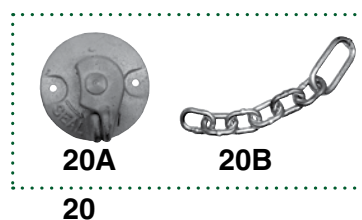
- 15... W-6944.....Adj. Top Fixture - W-1264 & W-1726
- 16... W-1264.....Top Roller Base
- 17... W-1726.....Top Roller Slide
- 18... W-15886.....Top Roller Fixture
- 19... 20-2084.....Center Hinge
- 20... W-1207.....End Hinge without roller cover
- 21... W-1208.....End Hinge roller cover only
- 22... W-1209.....Complete End Hinge w/roller cover and nuts
- 23... W-7069-2.....Roadside Roller Assy Repair Kit
- 23... W-7069-1.....Curbside Roller Assy Repair Kit
- 23A W-5728.....Roller Carrier Only
- 25... W-1370.....Bottom Roller Base
- 26... W-1021.....Bottom Roller Shaft Cover
- 27... W-7181.....Bottom Roller Bracket
- 33... T-9162.....1" Steel Roller
- 34... 70305.....1" Precision Machined Roller
- 35... 69983.....1" Nylon Roller, BLACK,
- 36... 20-2003.....2" Steel Roller
- 37... 20-2771.....2" Nylon Roller
- 38... 80020.....Spacer Washer, mounts on roller shaft
- 39... W-83.....Head Protector for end of track

Whiting Lap-Joint Door Panels are available. Have your serial number ready with the size and style of the panels you are ordering.

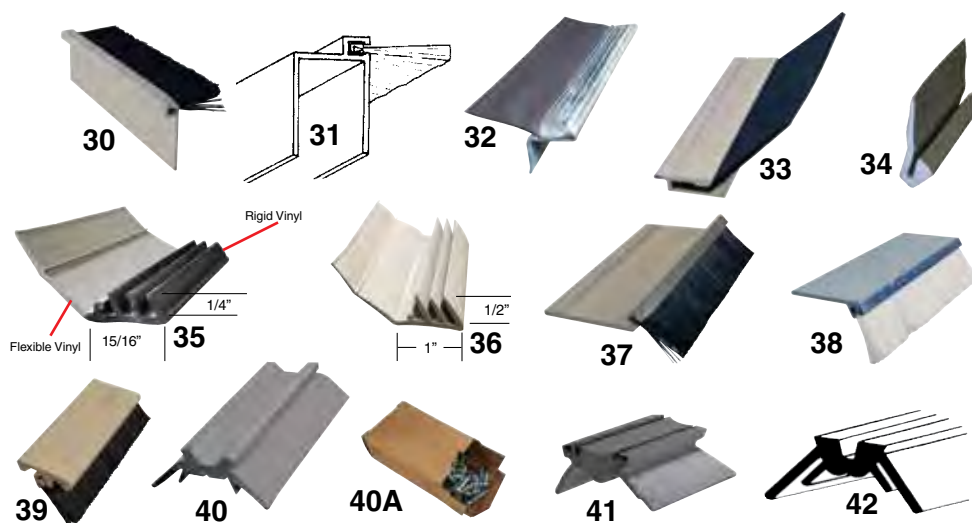
## BOTTOM PANEL HARDWARE that fits WHITING DOORS



- 1.....W-3223.....Lock assy w/inside release for 3/4" wood dry freight door
- 1A...W-47144.....Lock assy w/inside release for **alum.** hinge truss door
- 2.....W-7535-1.....Keeper with inside release handle (W-5534)
- 3.....W-5534.....Inside release handle only
- 4.....20-077.....Lock Assy w/offset at bottom of mount plate, less keeper
- 5.....W-2766.....Keeper for 20-077 (without inside release)
- 6.....W-4077.....Lock Assy for use with lock box w/flush backing plate for General Purpose Door only
- 7A...W-6571.....Lock Box with Standard Cylinder
- 7B...W-6376.....Lock Box with Best Cylinder Housing only, order cyl sep.
- 8.....20-362.....Standard Cylinder only with key
- 9.....WDC-55.....Cylinder Housing less key and tumbler
- 10.....29-709.....One cylinder core w/one install key & two operating keys
- 10.....29-713.....Two cylinder cores w/one install key & four operating keys
- 10.....29-708.....Key blank only, each
- 11.....W-7142.....Lock Assy w/Inside release and **with** keeper
- 11A...W-4347.....Lock Assy w/Inside release handle only **without** keeper
- 11B...W-1235.....Inside Release Handle only for W-7142
- 12.....20-9173.....Catch Plate
- 20.....20-0979.....Safety Chain and Lock Assembly
- 20A...20-0776.....Safety Chain Lock
- 20B...20-0770.....Safety Chain
- 21.....W-7730.....Safety Latch with inside release
- 22.....20-0259.....Plastic covered cable for safety latch W7723
- 23.....W-1715.....Lift Handle (Grab Handle)
- 24.....W-2804.....Catch Plate, steel
- 25.....20-553.....Catch Plate, Aluminum
- 26.....W-23.....19" Pull Strap, Black
- 26.....20-219.....19" Pull Strap, White
- 27.....W-9723-50.....60" Interior pull Strap, black. Looped end for footman bkt




## WEATHERSTRIP & RETAINERS that fit WHITING DOORS



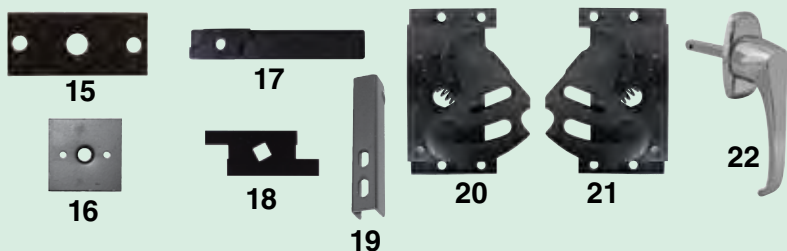
- 30...W-5886.....Top brush seal w/retainer, 96"
- 30...W-5838.....Aluminum retainer, 96"
- 30...W-5843.....Brush seal, 96"
- 31...W-7841.....Top brush seal w/retainer, 96"
- 31...W-5871.....Aluminum retainer, 96"
- 32...W-26.....Top seal (1.5") w/retainer, 96"
- 32...W-4032.....Top seal w/retainer, 96"
- 33...20-3766.....Side seal w/retainer, 90"
- 34...W-2445.....Side seal, 96"
- 35...W-16.....Side seal, 92", 1/4"
- 36...W-5377.....Side seal, 98", 1/2"
- 37...W-5890.....Side seal w/brush & retainer, 96"
- 38...W-7843.....Side seal w/brush & retainer, 84"
- 38...W-6924.....Aluminum retainer, 84"
- 38...W-7840.....Clear brush side seal, 1" x 84"
- 39...W-6589.....Side brush seal with gray vinyl retainer. Used on refr. bodies, 96"
- 40...W-5735.....Bottom seal, 96"
- 40A...AV-9609.....#10x1 Self Tapping Screw, 100 pcs used with W5735
- 41...W-1676.....Bottom seal, 96"
- 42...W-7812.....Bottom seal (white), 62"




## SLAM LATCH HARDWARE that fits WHITING PREMIUM DOOR

**8578**

- 1..... W-7976 ..... Bottom Plate
- 2..... W-6089 ..... Center mechanism actuator
- 3..... W-2341 ..... Inside release handle reinforced
- 4..... W-8380 ..... Striker
- 5..... W-8368 ..... Roadside Latch with offset base
- 6..... W-8369 ..... Curbside Latch with offset base
- 7..... 25-114 ..... Non-Locking Handle w/blind mount, 2-5/8" to pin hole on shaft
- 9..... 20-200 ..... Spring for W-4695 and W-4696

**9628**

- 15.... W-7976 ..... Bottom Plate
- 16.... W-2159 ..... Mounting plate
- 17.... W-9562-1 .. Inside Release Handle
- 18.... W-2337 ..... Actuator
- 19.... W-8380 ..... Striker
- 20.... W-8368 ..... Roadside Latch with offset base
- 21.... W-8369 ..... Curbside Latch with offset base
- 22.... 25-114 ..... Non-Locking Handle w/blind mount, 2-5/8" to pin hole on shaft

**7990/9048**

- 30.... W-7976 ..... Bottom Plate
- 31.... W-2424 ..... Center mechanism plate assy
- 32.... W-6089 ..... Center mechanism actuator
- 33.... W-2341 ..... Inside release handle reinforced
- 34.... W-6467-1 .. Latch plate catch
- 35.... W-4695 ..... LH Latch assembly, curbside with offset base
- 36.... W-4696 ..... RH Latch assembly, roadside with offset base
- 38.... 20-200 ..... Spring for W-4695 and W-4696
- 39.... WDC-55 ..... Cylinder Housing less key and tumbler
- 40.... 29-709 ..... One cylinder core w/one install key & 2 operating keys
- 40.... 29-713 ..... Two cylinder cores w/one install key & 4 operating keys
- 40.... 29-708 ..... Key blank only, each
- 41.... 25-114 ..... Non-Locking Handle w/blind mount, 2-5/8" to pin hole on shaft
- 42.... 20-9048 ..... Latch kit for 62 inch door. Only used to replace 9048L/62  
Includes: Center cover, end covers, center mech, 2 rods, cylinder core (no cylinder)  
cylinder plate, outer latch, inside release handle, hardware.

**MISCELLANEOUS HARDWARE**

- 50... W-5794 ..... Base plate ONLY for W-2424
- 51.... W-6599 ..... Roadside Latch with flat base
- 52.... W-6598 ..... Curbside Latch with flat base
- 53.... W-5894 ..... Lock dog
- 54.... W-5895 ..... Cylinder plate
- 55.... W-5762 ..... Inside Handle
- 56.... 25-113 ..... Non-Locking Handle w/blind mount, 1-15/16" to pin hole on shaft
- 57.. W-5793 ..... Non-locking Blind Mount Handle, 15/16" to pin hole on shaft

**Stainless Steel Splined Carriage Bolt Set**

- 20-7090** - 44 Stainless Steel Splined 1/4" x 1-1/4" Carriage Bolts and 44 Kep Nuts (nuts are not stainless)



- 11-17149** - Splined Carriage Bolt (galvanized) 1/4" x 1-1/2", sold individually

**MOUNTING HDWR FOR ROLL-UP DOOR HANDLES**

- 97-438-P** - 10-32 x 1" Phillip head screw, each
- 97-438** - 10-32 x 1" Phillip head screw, 50pcs
- AV-11331-P** - 10-32 T-Nut, each
- AV-11331** - 10-32 T-Nut, 50pcs

**Conversion Kit for Cam Action Latch on Light Weight Doors. Use existing Rods**

- 60.... W-6521 ..... Latch Assembly, roadside & curbside, replaces old style
- 61.... W-2342 ..... Latch strike, old style

**ELEVATOR BOLTS & NUTS**

- 20-001 - 1" Elevator Bolt
- 20-114 - 1-1/4" Elevator Bolt w/nut
- 20-112 - 1-1/2" Elevator Bolt w/nut
- 20-134 - 1-3/4" Elevator Bolt
- 20-002 - 2" Elevator Bolt
- 20-212 - 2-1/2" Elevator Bolt
- 20-003 - 3" Elevator Bolt




- M-1478**  
1/4" Hex Nut  
(100 pcs)



- M-1576**  
1/4" Kep Nut  
w/ lock washer  
(100 pcs)



## ROLL UP DOOR PARTS that fit DIAMOND



- 1...59158.....Spring winding plug for 1-3/4" I.D. springs
- 2...51043.....Spring anchor plug for 1-3/4" I.D. springs
- 3...59129-1.....LH Curbside Cable Drum to 105" door height
- 3...59129-2.....RH Roadside Cable Drum to 105" door height
- 3...59157-3.....LH Curbside Cable Drum, 105-120" door height
- 3...59157-4.....RH Roadside Cable Drum, 105-120" door height
- 4...T-1026.....Cable Anchor Kit
- 5...59193-38.....H-D Cable Anchor Bkt, w/o hardware EverWare
- 5...61204-38.....Cable Anchor Bracket, w/o hardware EverWare
- 6...20-0961.....Bearing Assy, Outside Cable Door
- 7...51036-1.....LH Curbside angle bracket for counterbalance
- 7...51036-2.....RH Roadside angle bracket for counterbalance
- 8...61403.....Retainer - Head Seal
- 9...61402.....96" Header Seal
- 10...69840.....Side seal w/ longer seal edge
- 11...69832.....Pull strap retainer
- 12...61196.....Center Hinge
- 12...70238.....Center Hinge, Heavy Duty
- 13...69433.....Adjustable Top Fixture (69431 & 69432) w/ washer and nut
- 14...69432.....Base-Adj. Top Fixture
- 15...69431.....Slide-Adj. Top Fixture
- 16...69035.....End Hinge
- 17...61352.....Bottom Roller Holder
- 18...T-9162.....1" Steel Roller
- 19...70305.....1" Precision Machined Roller
- 20...69983.....1" Nylon Roller, BLACK
- 21...70082-1.....LH Bottom fixture, curbside. Polar Guard
- 21...70082-2.....RH Bottom fixture, roadside. Polar Guard
- 22...69571.....Maximum security lock assembly
- 23...69572.....Keeper assembly
- 24...20-0598.....Lift handle
- 25...W-2804.....Catch Plate, steel
- 26...20-2017.....Cable Drum Roadside with bearing
- 27...20-2016.....Cable Drum Curbside with bearing
- 28...20-2084.....Center Hinge
- 29...W-1209.....Complete End Hinge w/roller cover and nuts
- 30...W-6944.....Adj. Top Fixture - W-1264 & W-1726
- 31...W-1264.....Top Roller Base
- 32...W-1726.....Top Roller Slide
- 33...20-077.....Lock Assy w/offset at bottom of mount plate, less keeper
- 34...W-2766.....Keeper for 20-077
- 35...20-2003.....2" Steel Roller
- 36...20-2771.....2" Nylon Roller
- 37...W-2523.....Curbside balancer bracket
- 38...W-2524.....Roadside balancer bracket
- 39...W-2525.....Center bracket
- 40...W-2526.....Clamp

**Top Seals and Retainers**

- 1...61403.....Retainer - Head Seal
- 2...61402.....96" Header Seal
- 3...70001.....Alum. retainer with header seal, 96" L. 1" flange
- 4...69790.....Retainer - Header seal, 96"
- 5...69718.....Rubber header seal only, 96"
- 6...70255.....Top brush seal, 96" x 1-1/2"
- 7...70231.....Top or Side 96" Brush Seal, 1" Brush
- 7...70272.....Top or Side 96" Brush Seal, 1-1/2" Brush

**Side Seals**

- 7...70231.....Top or Side 96" Brush Seal, 1" Brush
- 7...70272.....Top or Side 96" Brush Seal, 1-1/2" Brush
- 8...61390.....Side Seal, each
- 9...W-5377.....Side Seal, Gray, for 1/2" track spacing, 90"

**Bottom Seals and Retainers**

- 11...20-0145.....Retainer & kick plate for Bottom Seal
- 12...20-0159.....Bottom Seal, 94", original style
- 12...20-255.....Bottom Seal, 75 foot roll, original style
- 13...70337.....Bottom Seal, 96", universal, cuts installation time in half, fits all 3/4" doors
- 15...AV-9609.....#10x1 Self Tapping Screw for 70337, 100 pcs

## HIGH BACK SEATS

For affordable comfort choose one of these High Back Seats for your Stepvan. High back seats not only relieve back strain (especially our units with lumbar support), but also give a sense of security and help reduce neck injury in case of accidents.

**Affordable  
Comfortable  
Durable**

**For Seat Belts  
See Page 131L**



### 70-050

- Black Vinyl
- Seat Slides



### 70-040

- Black Vinyl
- Seat Slides
- Arms



### 70-030

- Gray Cloth
- Seat Slides



### 70-035

- Black Cloth
- Seat Slides



All Seats, except 70-060, include our 70-990 slide set with mounting studs 11" front to back and can be mounted on 14", 12.5" or 8.25" centers side to side.

**70-990-K** - Seat Slide Set with all necessary hardware

Automotive grade 4-spring seat flex-o-lator for even load support. Molded polyurethane seat back and cushions. 37"H x 26"D x 19.5"W.

### 70-080

- Black Cloth
- Seat Slides
- 202A Headrest Angle



202A  
Headrest  
angle



Complies with FMVSS requirements including 202A headrest standard.

Non-202A  
headrest  
angle



### 70-010

- Black Cloth
- Seat Slides
- Arms
- Adjustable Lumbar Support




### 70-020

- Black Cloth
- Seat Slides
- Adjustable Lumbar Support

## Replacement Seat Arms

Replacement seat arms can be used on our high back seats regardless if they were originally equipped with them or not. Will not work with 70-060 or 70-080.



### Vinyl Arms

- 70-042 - Left Arm
- 70-041 - Right Arm



### Black Fabric Arms

- 70-011 - Right Arm
- 70-012 - Left Arm

**This High Back  
Seat has Built-in  
Slides**



### 70-060

- Salt/Pepper Cloth
- Seat Slides (Built-in)
- Popular on Morgan Olson

Seat  
Belt  
Slot



**73-192 3-Point  
Seat Belt** only for  
seat 70-060 (**Not  
included with seat**).


**Save on Shipping!**  
Consider ordering 2 at a time,  
they can ship in 1 box.

## Adjustable Lumbar Back Support

Easily adjusts to the shape of the back of the person driving by the turn of a knob.

### 73-100

Replacement  
Knob for  
Lumbar Support



## LOW BACK SEATING & PEDESTALS

### Replacement Seat Cushion with Turnout-Tough Rip-Stop Material for the Magnum seats!

*Does your seat cushion look like this?*



*Replace it with our new cushion that uses 'Turnout - Tough' Rip Stop Material!*

What's "Turnout-Tough"? Every day a driver sits and turns into the seat when entering or exiting. Our new cushion is designed to take the repeated wear with lasting durability.

**70-250** - Seat Cushion



#### Material Specifications:

- Bursting Strength: 300+ pounds per foot
- Surface Abrasion: 1,000+ cycles with Heavy Grit Wheel
- **Easy to Clean**
- **Polyurethane-Coated Nylon**
- **1000 x 1000 Denier Nylon**
- **Water Repellent up to 75 PSI**
- **Meets all Flammability Requirements**
- **Polyurethane Laminated Backing**
- **Exact replacement used in Morgan Olson**

- Welded steel frame
- Thick molded foam
- Heavy-duty springs
- Support Gussets



20-1/2" W x 25"D x 22"H

**F-7100** - Vinyl Low Back Seat, Without Slides

**F-7100-S** - Vinyl Low Back Seat, With Slides

Visit us online for more detailed illustrations!



**M-1445C** - Cloth Low Back Seat. Black & White Fabric, Salt & Pepper pattern. Seat slides are sold separately.

## SEAT PEDESTALS

## ADAPTOR PLATE



**40-708** - Tilt Top Pedestal



**40-709** - Fixed Top Pedestal

- Adjusts from 17.5" to 20.5" in height
- Multiple seat mount holes for all style seats
- Seat Belt fastens directly to pedestal
- FMVSS Compliant
- 48 lbs.




**72-150**

Adaptor Plate to convert your Grumman Olson tubular low back seat frame to use one of our high back seats. Mill Supply's high back seats require a flat surface to mount to. If you have an older Grumman Olson seat with a tubular frame and has a built-in pedestal, you will need this adaptor plate. The square shaft will fit into your existing floor pedestal mount.



**70-993**

Detent Pull Pin for seat height adjustment. 1/2" x 4"



**70-990-K** - Seat Slides Set with all mounting hardware

**For Seat Belts**  
**See Page 131**



- 8" Post Centers
- 12"W x 8"H Back Cushion
- 14"W x 12"D Seat Cushion
- 42" Overall Height



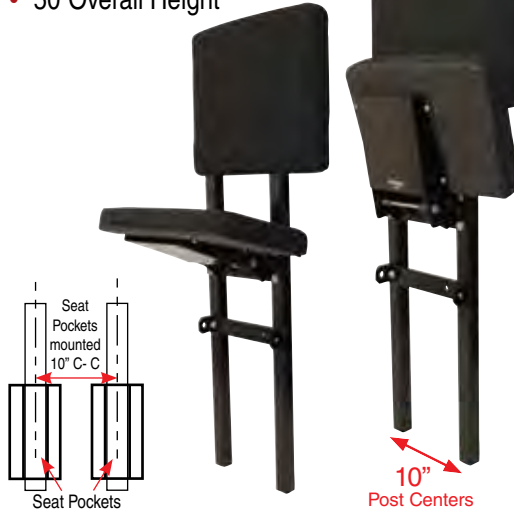
### NARROW SEAT ASSEMBLIES

#### Frame Supports Are 8" On Center

- Rugged steel construction
- Spring loaded mechanism prevents finger pinching
- Extends less than 6" in a stored position
- Easily removed for multiple use or storage
- Optional retractable or non-retractable seat belt (shown on the following page)

- M-1380 Narrow Assembly Vinyl**  
w/Non-retractable seat belt (73-170)
- M-1380X Narrow Assembly Vinyl**  
w/Single retractable locking seat belt (73-158)
- M-1570 Narrow Assembly Cloth**  
w/Non-retractable seat belt (73-170)
- M-1570X Narrow Assembly Cloth**  
w/Single retractable locking seat belt (73-158)

- 10" Post Centers
- 18"W x 16"H Back Cushion
- 18"W x 12"D Seat Cushion
- 50" Overall Height



### STANDARD SEAT ASSEMBLIES

#### Frame Supports are 10" On Center

- 33% more seat room-for a more comfortable seat!
- Spring loaded mechanism prevents finger pinching
- Extends less than 6" in a stored position
- Easily removed for multiple use or storage
- Optional retractable or non-retractable seat belt (shown on the following page)

- M-1381 Standard Assy Vinyl**  
w/Non-retractable seat belt (73-170)
- M-1381X Standard Assy Vinyl**  
w/Single retractable locking seat belt (73-158)
- M-1571 Standard Assy Cloth**  
w/Non-retractable seat belt (73-170)
- M-1571X Standard Assy Cloth**  
w/Single retractable locking seat belt (73-158)

- 10" Post Centers
- 17"W x 28"H Back Cushion
- 16"W x 16"D Seat Cushion
- 62.5" Overall Height



### HIGH BACK SEAT ASSY On 10" Center Frame Supports


- New 28" tall backrest cushion
- Spring loaded mechanism prevents finger pinching
- Extends less than 6" in a stored position
- Easily removed for multiple use or storage
- Retractable seat belt (shown on the following page)

- M-1861 Highback Vinyl Seat Assy**  
w/Single retractable locking seat belt (73-158)

### BOTTOM CUSHIONS



- Black Vinyl**  
**71-685** - 12" x 14"W  
**71-686** - 12" x 18"W
- Black Cloth**  
**71-695** - 12" x 14"W  
**71-696** - 12" x 18"W



- 71-720 Contoured Cloth Seat Bottom,**  
16" x 16"W - Salt & Pepper tweed.




- SB-3212**  
32" x 12"W  
Black Cloth

### SEAT BACKS




- 71-680** 8" x 12"W  
Black Vinyl  
**71-682** 18" x 16"W  
Black Vinyl
- 71-714** Contoured Vinyl Seat Back, 29" x 17"W at bottom, 11"W at top. Mounts to 10" jumpseat frame bulkhead or wall.
- 71-718** Contoured Cloth Seat Back, 29" x 17"W at bottom, 11"W at top. Salt & Pepper tweed. Mounts to bulkhead or wall.



- 71-665**  
Seat pocket with holes



- 71-670**  
Corner Mount Pocket



#### 71-630

Tether strap - (One needed per seat, Used with 71-621 Eye bolt to secure seat in case of roll over.)

- 71-621** Eye bolt with lock washer and nut. (One needed per seat.)



- 71-659** Bolt and nut installation kit for one pocket

## SEAT FRAMES

Mounts on seat frames  
shown on previous page or  
directly to bulkhead.



**12328** - Replacement seat bracket, 8" width mounting centers. Used on seats M1380, M1380X, M1570, M1570X. Also can be used by itself when mounted directly to the bulkhead.

**12328-10** - Replacement seat bracket, 10" width mounting centers. Used on seats M1381, M1381X, M1571, M1571X. Also can be used by itself when mounted directly to the bulkhead.



**70-127** - Replacement 9" Pivot Bolt for frame above and passenger seats shown on previous page



**71-689** - Replacement jump seat spring for frame above.



**71-694** Replacement spring for Seats Inc. Jumpseat

## TWO POINT SEAT BELTS SINGLE RETRACTABLE



**73-158** - Single Retracting Locking Seat Belt with push button buckle on fixed end and stiffener boots on both ends. Eliminates dangling straps. Total length 72" long. Retracting end: 62", Fixed end: 10"



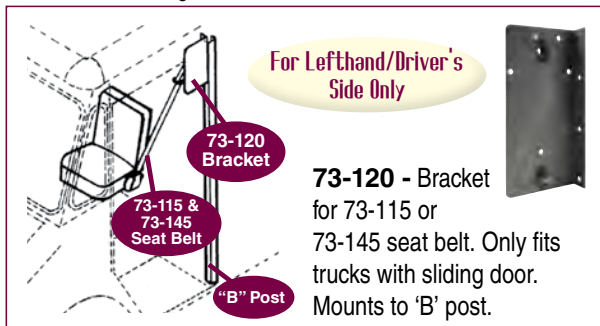
**73-175** - Single Retracting Locking Seat Belt with push button buckle. Ideal for bench type seats. Total length 65". Retracting end: 54", Fixed end: 11"

## NON RETRACTABLE



**73-170** - 70" Non-Retractable style. Push Button style buckle adjustable on one end. Includes: two bolts w/nuts and lock washers for mounting.

**73-180** - 100" Non-Retractable style. Push Button style buckle adjustable on one end. Includes: two bolts w/nuts and lock washers for mounting.



**73-120** - Bracket for 73-115 or 73-145 seat belt. Only fits trucks with sliding door. Mounts to 'B' post.

## BULKHEAD MOUNT SEATS



- Incredibly Comfortable
- Extends out 6" in a stored position
- Arched back extends out from bulkhead
- Must be mounted to a bulkhead

- 14.5" x 14.5" Seat Bottom
- 14" x 30" Seat Back
- 45"H x 20" D x 14.5"W

### Fits Utilmaster

**70-450**

Bulkhead Mount Passenger Seat

**70-461**

Replacement Back Cushion

**70-463**

Replacement Seat Cushion

### Fits Morgan Olson

**70-430**

Bulkhead Mount Passenger Seat

**70-461**

Replacement Back Cushion

**70-462**

Replacement Seat Cushion

## THREE POINT SEAT BELTS

Visit us online for more detailed illustrations!

Retractor mounted at seat cushion level



**73-160** - **Orange** 3-Point Seat Belt Mounts to seat posts or bulkhead. **154" overall length.**  
**73-195** - **Black** 3-Point Seat Belt, Mounts to seat posts or bulkhead. **154" Overall Length.**

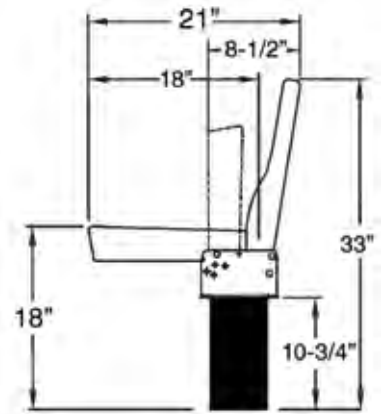
Retractor mounted at shoulder or higher level



**73-115** - **Orange** 3-Point Seat Belt, **125" overall length.** For use with 73-120 bracket or mounted to bulkhead.  
**73-145** - **Black** 3-Point Seat Belt, **125" overall length.** For use with 73-120 bracket or mounted to bulkhead.

## PASSENGER HANDI-FLIP SEATING SINGLE, DOUBLE, OR TRIPLE PASSENGER

- All seats have accommodations for seat belts.
- Ergonomically correct seat and back. Back cushion can be adjusted to recline 2.5" for increased comfort.
- Molded polyurethane back cushioning for long lasting support & comfort
- Projects only 8.5" when in a stored position
- No gap between the seat and back cushion when folded down
- Seat height reflects the needs of the van and small bus industries.
- Total height 33", Cushion Height 18"
- All steel construction with legs included
- Locks in upright position
- Innovative connecting system
- Infinitely adjustable bolt-on legs tall enough to clear any wheel well
- Flex-o-lator grid seat springs for even support



Seats flip up to get out of the way. Only projects 8.5" from wall when folded.



**71-692** Double Seat, 36" Wide



**71-691** Single Seat 18" Wide



**71-693** Triple Seat 53-3/8" Wide



**71-651** Single Seat 18" Wide



**71-652** Double Seat 36" Wide



**71-653** Triple Seat 53-3/8" Wide

**71-691**.... Single 'Handi-Flip' Passenger Seat, Salt and Pepper Tweed, 18" wide. Weight: 36 lbs.

**71-651**.... Single 'Handi-Flip' Passenger Seat, Black Vinyl, 18" wide. Weight: 36 lbs.

**71-692**.... Double 'Handi-Flip' Passenger Seat, Salt and Pepper Tweed, 36" wide. Weight: 55 lbs.

**71-652**.... Double 'Handi-Flip' Passenger Seat, Black Vinyl, 36" wide. Weight: 55 lbs.

**71-693**.... Triple 'Handi-Flip' Passenger Seat, Salt and Pepper Tweed, 53-3/8" wide. Weight: 76 lbs.

**71-653**.... Triple 'Handi-Flip' Passenger Seat, Black Vinyl, 53-3/8" wide. Weight: 76 lbs.

**71-655**.... Connector bracket. Provides flexibility when spanning wheelwells and other floor obstructions.

**71-657**.... Left Leg (replacement), 10-3/4" H

**71-658**.... Right Leg (replacement), 10-3/4" H



71-655 - Group seats with Connector Bracket to span wheelwells and other obstructions.



## 22,000 BTU Auxiliary Heater with Defrost or Direct Vent Capability

**55-350 - 22,000 BTU Auxiliary Heater**

Can be used wherever extra heat is needed in trucks as well as custom installations for tractor cabs, UTV's, sidewalk plows, etc.

**22,000 BTU's**  
**325 CFM**  
**2-Speed**  
**12 Volt, 9 Amps**  
**Dim: 10-1/4"W x 9-1/4"H x 7-1/8"D**



- Air enters bottom of heater
- Can be mounted on the floor or wall with side hose hookup.
- 2 Adjustable louvers for heat and two 2" hose adaptors for defrost or louvers
- Heavy duty steel construction
- Includes a 2-speed switch
- Uses 5/8 hose connections



**ADH-2 2" x 6' Flexible Hose**

## 30,000 BTU Auxiliary Heaters

**55-390 - 12 Volt 30,000 BTU Auxiliary Heater**

**55-392 - 24 Volt 30,000 BTU Auxiliary Heater**



**30,000 BTU's**  
**3-Speed**  
**12 or 24 Volt**  
**Dim: 16"W x 6-1/2"H x 9"D**



- Full front opening for blowing heat
- Dual blower wheels
- Quiet operation
- 3-Speed Switch
- 5/8 Hose Connections
- High efficient aluminum heater core
- Powder coated steel case

## 12,500 or 25,000 BTU Auxiliary Heaters with Defrost Capability

**12,500 or 25,000 BTU's of HOT AIR to keep your feet from freezing!**

- Air enters thru core; warm air exits thru 3 adj. doors
- Capable of providing windshield defrost when used with 51-640 defroster kit
- Mounting studs and 5/8" hose connections at rear
- Includes 3-speed fan control switch

**M-5030-12V - 12,500 BTU 12 Volt Auxiliary Heater**  
**M-5030-24V - 12,500 BTU 24 Volt Auxiliary Heater**



**12,500 BTU's**  
**200 CFM**  
**3-Speed**  
**12 or 24 Volt**  
**Dim: 7-1/4"W x 7"H x 7-1/4"D**



Replacement Parts  
12V Motor, 4 wire..... **51-182**  
24V Motor, 4 wire..... **51-184**  
Fan Blade ..... **52-064**  
Switch (multi-speed) ..... **53-711**  
Heater Core ..... **50-591**

**This new heater has changed from our previous models (M-5000-12V, M-5000-24V). All parts below are for the older models.**

12V Motor, 2 wire..... **51-155**  
24V Motor, 2 wire..... **51-175**  
Switch (multi-speed) ..... **53-655**  
Heater Core ..... **50-553**

**M-8030-12V - 25,000 BTU 12 Volt Auxiliary Heater**



**25,000 BTU's**  
**250 CFM**  
**3-Speed**  
**12 Volt, 5 Amp**  
**Dim: 8-1/8"W x 8-1/8"H x 8-1/2"D**



Replacement Parts  
12V Motor, 4 wire..... **51-182**  
Fan Blade ..... **52-067**  
Switch (multi-speed) ..... **53-711**

**This new heater has changed from our previous models M-8000-12V, M8000-24V. All parts below are for the older models.**

12V Motor, 2-wire ..... **51-151**  
24V Motor, 2 wire..... **51-163**  
Heater Core ..... **50-607**  
Switch (multi-speed) ..... **53-655**

## 13,200 BTU Auxiliary Heater

**Has a 2-Speed fan that can blow hot air up to 200 cfm to keep you comfortable.**

**13,200 BTU's**  
**200 CFM**  
**2-Speed**  
**12 Volt**  
**Dim: 7-1/2"W x 10"H x 7-1/2"D**



**H-4000-12 - 13,200 BTU 12 Volt Auxiliary Heater**


- 200 CFM, 12 Volt System
- Standard 5/8 fittings
- Built in 2 speed fan control switch
- Adjustable Louvers
- Mounting hardware included
- One Year Warranty



**HK-5001 - Heater Installation Kit.**  
Contains one 126" heater hose, a water shut-off valve, two "Y" splicers and eight hose clamps.




**51-640 Defroster Kit.** Includes 2" x 10' defroster hose, two adaptors for hose, two grilles and zip ties.

**HEATER & A/C PARTS** that fit **MORGAN OLSON**Replacement Parts that fit **SCS Frigette Victory Heaters & A/C**Cut out area for  
resistor 51-527

*When your motor is facing the doghouse use motor 51-148 and blower wheel 52-019.*



**55-225**  
Blower Housing

Cut out area for  
resistor 51-527

*When your housing is facing this direction use motor 51-143 & blower wheel 52-071.*




**55-225**  
Blower Housing

**43-629**  
Pigtail harness



**51-148** - CCW Motor. Use this motor when your unit looks like 'A'.



**52-019** - CCW Blower Wheel. Use this wheel when your unit looks like 'A'.

**51-148K** Motor, Wheel & Pigtail

**43-629**  
Pigtail harness



**51-143** - CW Motor. Use this motor when your unit looks like 'B'.



**52-071** CW Blower Wheel. Use this wheel when your unit looks like 'B'.

**51-143K** Motor, Wheel & Pigtail



**80-819** - A/C Condenser for 2006-12 Workhorse Chassis. Core Dim: 27-1/2" x 14" x 5/8". Fittings are #6, #8 MOR. Used with radiator 80-837. On the edge of core it has a tag with "VALEO P/N 1210403-C"



**50-583** - A/C Evaporator coil for Freightliner MT45/55 Core Dim: 9" x 8" Threaded Inlet & Outlet



**50-567** - Heater core, includes foam padding around core. Core Dim: 10" x 8" Overall Dim: 12" x 8.75". 5/8 hose Inlet & Outlet



**55-215**  
Outlet Collar



**51-527**  
Resistor, 4 prong



**43-610**  
Resistor Pigtail



**44-892**  
5-Prong Relay



**54-560** - Electric water shut off valve with 5/8" inlet/outlet. This service replacement valve replaces your electric water valve in your electronic controlled heater valve.



**4 PIN PLUG**

**54-595**  
Servo Actuator with 4-Pins in a row



**NEW**  
**55-271** - A/C Compressor for 6.0L. See Pgs 138 & 149 for more details.



**55-221**  
11-5/8" x 7-1/16" Filter



**50-225**  
12" X 13.75" Filter



**55-222**  
8-3/16" x 4-3/8" Filter



**53-552**  
Fan Speed Knob



**53-649**  
Fan Speed Switch



**53-545**  
Harness for 53-649

Visit us online  
for detailed  
illustrations!

See page 139 for Switches,  
Knobs and Controls



**A/C PARTS that fit MORGAN OLSON****SCS Frigette Victory A/C Parts**

Lines are available, call with your VIN number

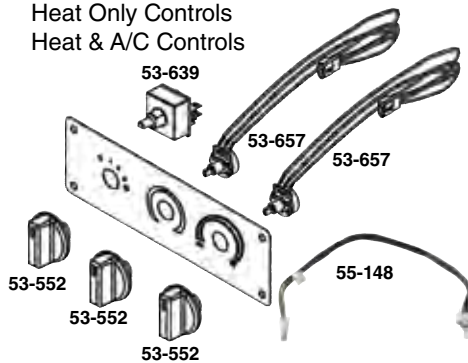
- NEW** 55-257 ..... Compressor for the MT45 and MT55 with 6.0L gas engine. Delphi Type
- 55-259 ..... Compressor for the MT45 and MT55 with 6.0L gas engine. Delphi Type (**Use w/ 80-7959**)
- NEW** 55-271 ..... Compressor for 6.0L gas engine. Denso Type (**Use w/ 80-819**)
- 50-583 ..... Evaporator. Core Dim: 9" x 8". Threaded Inlet & Outlet
- 55-140 ..... Filter Drier, R12 or R134a only. Height: 6-1/4"
- 55-106 ..... Expansion Valve. Usually mounted on firewall. Connects to Evaporator
- 80-7959 ..... Condenser for 6.0L Gas or 6.7L Diesel, Freightliner (**Use w/ 55-259**)
- 80-819 ..... Condenser for 6.0L Gas or 4.5L Diesel, Workhorse (**Use w/ 55-271**)
- 44-892 ..... 5 Prong Relay
- 55-273 ..... Binary pressure switch
- 55-262 ..... Block fitting with sealing washer, #10, on Compressor
- NEW** 55-118 ..... Expansion valve with mounting holes

See Pg 1149 to compare AC Compressors, or visit us online!

## Replacement Parts that fit

**EVANS HEATERS #HV224645  
#HV224442**



**SWITCHES** that fit **MORGAN OLSON**Heat Only Controls  
Heat & A/C Controls

- 53-552 .....Knob .250 'D' shaft (Heat)  
 53-639 .....Heater Switch, 5 spade  
 43-545 .....Plug Harness for 53-639  
 53-657 .....Temp or Mode Switch, 3 wire  
 55-148 .....A/C & Heat Mode Switch, 9 wire  
 53-556 .....Knob .250 'D' w/flat, fits 55-148


Heat &amp; A/C Controls



- 53-552 .....Knob .250 'D' shaft  
 53-556 .....Knob, mode, .250 'D' shaft flat  
 53-639 .....Heater Switch, 5 spade  
 43-545 .....Plug Harness for 53-639  
 53-657 .....Temp or Mode Switch, 3 wire  
 53-638 .....Recirculating Door or AC Switch



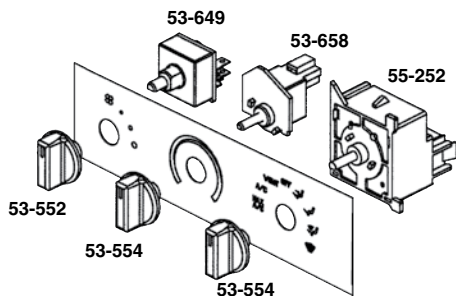
Heat &amp; A/C Controls



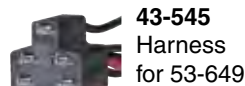
- 53-552 .....Knob, fan speed, .250 'D' shaft  
 53-554 .....Knob, temp, .187 'D' shaft  
 53-556 .....Knob, mode, .250 'D' shaft flat  
 53-649 .....Heater Switch, 3 spade  
 43-545 .....Plug Harness for 53-649  
 55-208 .....Temp Control Potentiometer  
 55-202 .....Mode Switch, 7 wire

More Morgan Olson Heater  
Control Panels, Switches and  
Knobs on pages 150 & 151

Visit us online for  
detailed illustrations!

**Electric with  
Vacuum Mode Switch**

53-649  
Fan Speed  
Switch

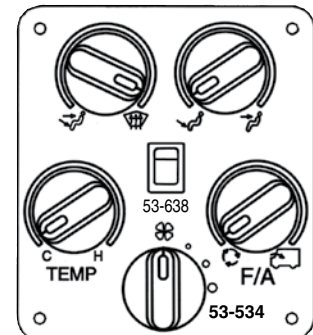


43-545  
Harness  
for 53-649



53-658  
Temp Control  
Potentiometer

55-252  
Vacuum Switch,  
8 mode

**Cable Operated with Electric  
Fan and A/C Switch**

53-638 A/C Switch

**Electric with Vacuum Operated  
Switches used 1-1/8" Dia.  
Knobs with posts**

53-552  
1/4" 'D' Shaft Hole for  
fan speed



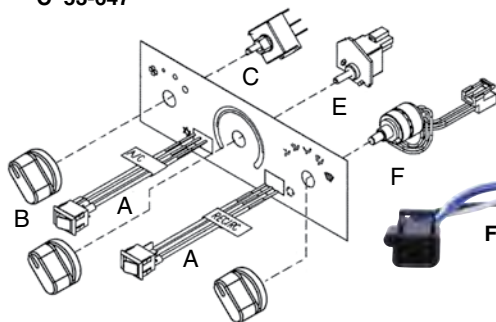

53-554  
3/16" Shaft Hole with Flat for  
temp & mode

**Cable Operated Switches  
used 1-3/8" Dia. Knobs**

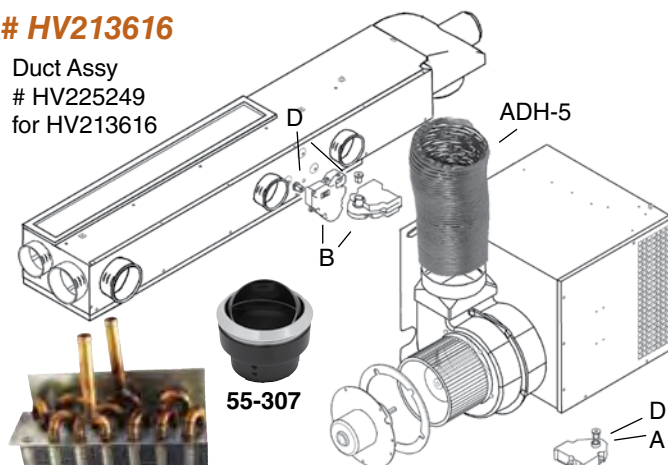
53-534  
1/4" Mushroom  
Shaft Hole

**HEATER & A/C PARTS** that fit **GRUMMAN/MORGAN OLSON****EVANS HEATER # HV213616****Control Unit # 224923 for HV213616****53-534**

1/4" Mushroom Shaft Hole

Visit us online for  
detailed illustrations!**A 53-638****C 53-647****D 43-545****E 53-658****F 53-666****H 51-528**

- A .... **53-638** .... Recirculating Door or AC Switch  
 B .... **53-534** .... Control Knob (Blower) fits 1/4" shaft  
 C .... **53-647** .... Blower Switch w/nut  
 D .... **43-545** .... Plug for 53-647  
 E .... **53-658** .... Potentiometer Controller  
 F .... **53-666** .... Mode Switch w/nut  
 G .... **54-560** .... Electric Water Valve  
 H .... **51-528** .... Resistor, 5 Prong

**G 54-560**Duct Assy  
# HV225249  
for HV213616**55-307****50-568****51-145****52-043****55-225****50-568** .... Heater Core**51-145** .... MotorMotor= 4-3/4" L x 3-1/4" dia.; Shaft= 1-1/8" L x 5/16" dia.  
Center Mounting= 6-3/4"**52-043** .... Blower Wheel CCW**54-588** .... Actuator Insert "D"**54-596** .... Actuator "A"**54-597** .... Actuator "B"**55-215** .... Outlet Collar 5"**55-225** .... Blower Housing**55-250K** .... Blower Housing w/ collar**55-307** .... 3" Louver, 2.5" hole size**ADH-5** .... Defroster Hose, 5" x 14"

3 PIN PLUG

**54-596**

4 PIN PLUG

**54-597****55-106** .... Expansion Valve

Replaces HV-218446, 47008138

**55-123** .... Cooling Temperature Sensor

Replaces RV-212093, HV-033061

**55-140** .... Filter Drier Receiver. R-12 or R134a

Height: 6-3/8". Replaces RV-218370, 47008355

**55-169** .... Evaporator Coil, 10-1/4" x 10"**55-193** .... High Pressure Switch

Replaces HV-037475

**55-220** .... Filter, 11-1/8" x 4-3/8" x 1/2"


Replaces HV-213581, HV-037390

**55-106****55-193****55-123****55-140****55-220**This core is replaced  
by 55-169**55-169**


**HEATER PARTS** that fit **GRUMMAN/MORGAN OLSON**

Replacement Parts that fit

**HUPP #946 EVANS #224281/213252**  
**LINTERN HEATER #072400000**  
**GRUMMAN/MORGAN ROUTE STAR**

**Hupp 946 / Lintern**

CW Motor= 4-1/4"L x 3" dia.  
 Shaft= 1-1/2"L x 5/16" dia.

**Evans 224281 / 213252**

CW Motor= 4-3/4"L x 3-1/4" dia.  
 Shaft= 1-1/8"L x 5/16" dia.

55-215

**Universal**

Replacement Parts that fit

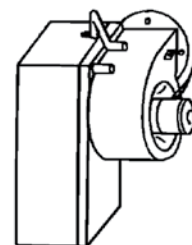
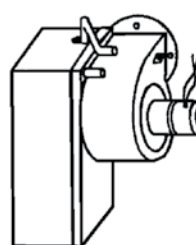
**HUPP HEATER # 941-HP-12**  
**EVANS HEATER # HV213107**  
**LINTERN HEATER #07245000**

**Hupp 941-HP-12 / Lintern**

CCW Motor= 4-1/4"L x 3" dia.  
 Shaft= 1-1/2"L x 5/16" dia.

**Evans HV213107**

CCW Motor= 4-1/4"L x 3" dia.  
 Shaft= 1-1/2"L x 5/16" dia.

**Universal****Hupp  
941-HP-12****Evans  
HV-213107**

- |        |        |                                 |
|--------|--------|---------------------------------|
| 43-517 | 43-517 | Plug Harness for 51-521 & 51523 |
| 43-545 | 43-545 | Plug Harness for 53-649         |
| 51-141 | 51-145 | Motor, CCW                      |
| 51-303 |        | Motor Plate                     |
| 51-521 | 51-523 | Resistor                        |
| 52-042 | 52-043 | Blower Wheel CCW                |
| 53-537 | 53-537 | Switch Knob                     |
| 53-649 | 53-649 | Heater Switch                   |

**Hupp 946****Evans 224281/213252**

- |        |         |                                    |
|--------|---------|------------------------------------|
| 43-517 | 43-517  | Plug Harness for 51-525 & 51523    |
| 43-545 | 43-545  | Plug Harness for 53-649            |
| 50-569 |         | Hupp Heater Core, Inc. mount holes |
| 51-141 | 51-146  | Motor CW                           |
| 51-313 |         | Motor Plate                        |
| 51-521 | 51-523  | Resistor                           |
| 51-525 |         | Resistor with Diode                |
| 52-045 | 52-044  | Blower Wheel CW                    |
| 53-649 | 53-649  | Heater Switch                      |
| 54-591 | 54-591  | 2-Way Water Valve, Pull to Close   |
| 54-565 | 54-565  | 4-Way Water Valve                  |
|        | 55-225  | Evans Housing for Blower Wheel     |
|        | 55-215  | Evans Outlet Collar 5"             |
|        | 55-250K | Evans Blower Housing w/ collar     |
| 55-307 | 55-307  | 2-1/2" Round Louver                |
| 55-311 | 55-311  | Rectangular Louver                 |




## HEATER PARTS that fit GRUMMAN/MORGAN OLSON

Replacement Parts that fit

**HUPP HEATER # 940-HP-12**
**EVANS HEATER # HV212910**

### Hupp 940-HP-12



52-042



51-303



51-141

Motor= 4-1/4" L x 3" dia.  
Shaft= 1-1/2" L x 5/16" dia.


51-521

### Evans HV212910



52-043



51-145

Motor= 4-5/8" L x 3-1/4" dia.  
Shaft= 1-1/8" L x 5/16" dia.


51-523



43-517

### Universal



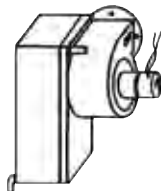
53-649



43-545



50-531


**940-HP-12 Assembly**

43-545

-----

50-531

50-563

51-141

51-303

51-521

52-042

53-537

53-649

**HV-212910 Assembly**

43-545 ..... Plug Harness for 53-649

43-517 ..... Plug Harness for 51-523

50-531 ..... Heater Core

50-563 ..... Heater Core

51-145 ..... Motor

----- ..... Motor Plate

51-523 ..... Resistor

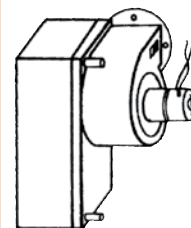
52-043 ..... Blower Wheel CCW

53-537 ..... Switch Knob

53-649 ..... Heater Switch

Replacement Parts that fit

**HUPP HEATER # 940-H-12**

**66209-G1 Kit to replace original motor**


50-563



52-042



51-303



53-530



53-649



43-545



50-531

50-531 .... Heater Core

50-563 .... Heater Core

**66209-G1 Motor Kit** (permanent magnet) with plate, resistor, terminal blade, switch, knob, template and instructions. Replaces original motor that is no longer available.

51-303 ..... Motor Plate

52-042 .... Blower Wheel CCW

53-649 .... Heater Switch, 2 Speed Rotary

43-545 .... Plug Harness for 53-649

53-530 .... Switch Knob

Replacement Parts that fit

**HUPP HEATER # 938**


50-531



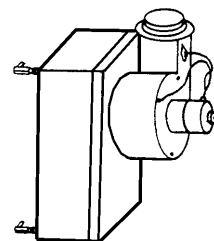
51-141



51-521



53-537



43-545



53-649

43-545 ..... Plug Harness for 53-649

50-531 ..... Heater Core, Tube &amp; Fin

51-141 Motor

Motor= 4-1/4" L x 3" dia.

Shaft= 1-1/2" L x 5/16" dia.

51-303 ..... Motor Plate

51-521 ..... Resistor

53-537 ..... Switch Knob

53-649 ..... Heater Switch

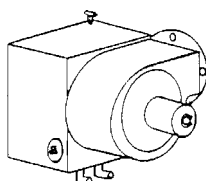
Replacement Parts that fit

**KYSOR HEATER**
**# 933645**
**# 933615**


51-520



51-141



43-517



54-571

43-517 ... Plug Harness for 51-520

51-141 .... Motor

Motor= 4-1/2" L x 3" dia.

Shaft= 1-1/2" L x 5/16" dia.

51-520 .... Resistor

54-571 ... Elbow

Visit us online for  
detailed illustrations!

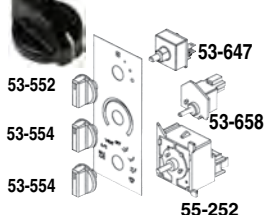
**HEATER & A/C PARTS** that fit **UNION CITY BODY**

NOT MADE OR SPONSORED BY UNION CITY BODY COMPANY

Replacement Parts that fit

**EVANS HEATER / A/C # HV224390****ADH-5**..... Defrost Hose, 5" dia. x 14"L**43-517** .... Plug Harness for 51-523**50-566** .... Heater Core**50-568** .... Heater Core**51-145**..... Motor

Motor= 4-3/4"L x 3-1/4" dia.; Shaft= 1-1/8"L x 5/16" dia.

**51-523**..... Resistor, 3 prong**51-528**..... Resistor, 5 prong**52-043** .... Blower Wheel, steel**53-658** .... Temp Control Potentiometer**53-552** .... Knob w/stem, fan speed**53-554** .... Knob w/stem, temp & mode**54-553** .... Water Valve, pull open**54-560** .... Electric Water Valve**55-106**..... Expansion Valve**55-123** .... Cooling Temperature Sensor**55-169** .... Evaporator Coil, 10-1/4" x 10"**55-193** .... High Pressure Switch**55-215** .... Outlet Collar**55-225** .... Blower Housing, plastic**55-250K**...Blower Housing w/ collar**55-252** .... Vacuum switch, 8 mode**Electric & Vacuum  
Switch**

Replacement Parts that fit

**KYSOR HEATER # 936150****BERGSTROM HEATER # 936256**Complete unit  
No Longer Avail.**43-517** .... Plug Harness for 51-520**43-522** .... Pigtail for heater switch**50-517** .... Heater Core**51-141**..... Motor

Motor= 4-1/2"L x 3" dia.

Shaft= 1-1/2"L x 5/16" dia.

**51-305**..... Motor Plate**51-520**..... Resistor**52-043** .... Blower Wheel**53-637** .... Heater Switch**54-591** .... Cable controlled Water

Valve, pull to close

**54-560** .... Electric Water Valve**55-323** .... Louver Retainer**55-325** .... Louver



**HEATER PARTS** that fit **UNION CITY BODY**

NOT MADE OR SPONSORED BY UNION CITY BODY COMPANY

**Heater Control Head**  
**Knobs for Evans Heaters**  
**HV224392**

53-541 53-543 53-541

This Control Head is no longer available, but the control knobs are.

43-545 ..... Plug Harness for 53-639

53-541 ..... Knob, Black

53-543 ..... Knob, Blue/Red

53-639 ..... 3-Speed Switch



43-545



53-639

**Obsolete Control Head**

This control head is no longer available but the fan switch is. See 53-637 & 53627 below.



53-637 - Heater Switch,  
Fits 84-03 Union City  
Body & 98-99 P70/P1000  
with Freightliner Chassis.



53-627 - Heater Switch,  
Fits 68-83 Union City  
Body Vehicles.

Visit us online for  
detailed illustrations!

**Replacement Parts that fit**  
**KYSOR HEATER # 936114**

51-520



51-141



43-517

43-517 .... Plug Harness for 51-520

50-531 .... Heater Core

51-141 ..... Motor

Motor= 4-1/2" L x 3" dia.; Shaft= 1-1/2" L x 5/16" dia.

51-520 ..... Resistor

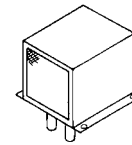
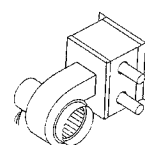
**Replacement Parts that fit**

**AMFAB HEATER # TC-1900 1989**

**AMFAB HEATER # TC-1101 1982-88**



51-091



51-091 ..... Motor

Motor= 4-1/4" L x 3" dia.; Shaft= 1-1/4" L x 5/16" dia.

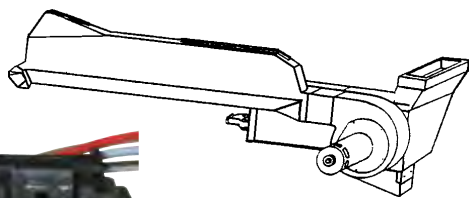
**Replacement Parts that fit**

**KYSOR HEATER # 936054**

**1981-88**



43-517



43-522



51-520



51-141



53-637



53-627



50-533

43-517 ..... Plug Harness for 51-520

43-522 ..... Pigtail for switch 53-627 & 53-637

50-533 ..... Heater Core

51-141 ..... Motor

Motor= 4-1/2" L x 3" dia.; Shaft= 1-1/2" L x 5/16" dia.

51-520 ..... Resistor

53-627 ..... Heater Switch, 1968-83

53-637 ..... Heater Switch, 1984-03

P70/P1000 w/ Freightliner chassis

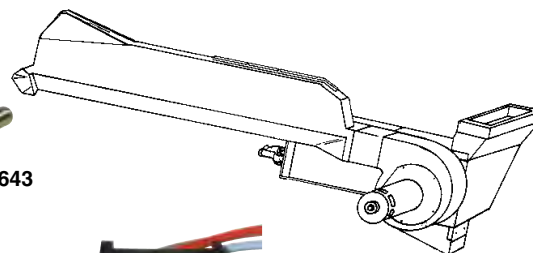
**Replacement Parts that fit**

**KYSOR HEATER # 933677**

**1968-1980**




53-643



53-627



43-522



51-091



50-533

43-522 ... Plug Harness for 53-627

50-533 ... Heater Core

51-091 ..... Motor CW

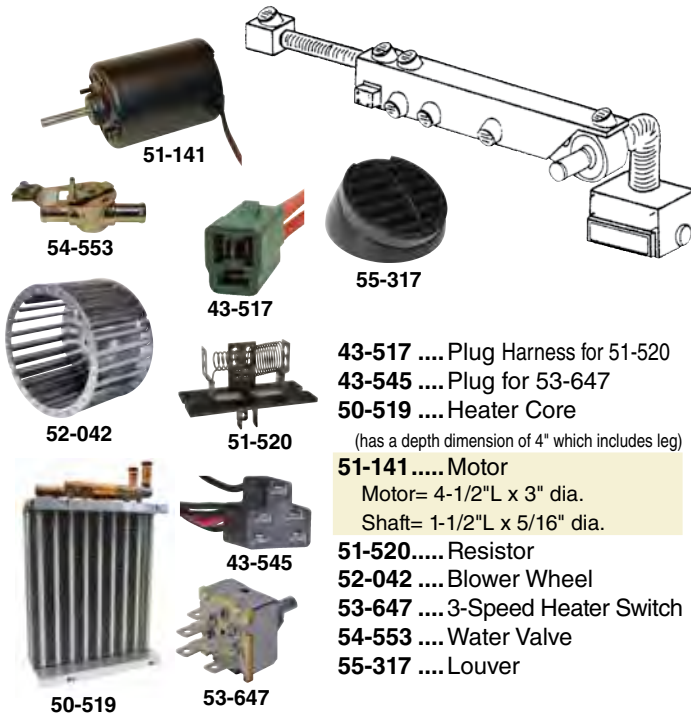
Motor= 4-1/2" L x 3" dia.

Shaft= 1-1/4" L x 5/16" dia.


53-627 ... Heater Switch

53-643 ... Toggle Switch



**HEATER & A/C PARTS** that fit **UTILIMASTER**Replacement Parts that fit  
**KYSOR HEATER # 936093****1986**

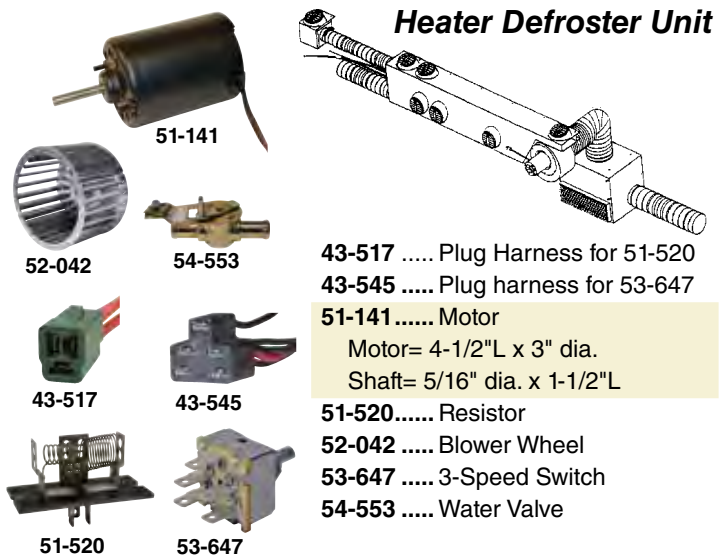
43-517 .... Plug Harness for 51-520  
43-545 .... Plug for 53-647  
50-519 .... Heater Core  
(has a depth dimension of 4" which includes leg)  
51-141 ..... Motor  
Motor= 4-1/2"L x 3" dia.  
Shaft= 1-1/2"L x 5/16" dia.  
51-520..... Resistor  
52-042 .... Blower Wheel  
53-647 .... 3-Speed Heater Switch  
54-553 .... Water Valve  
55-317 .... Louver

Replacement Parts that fit  
**KYSOR HEATER # 936059**Visit us online for  
detailed illustrations!**1981 - 1985**

43-517 ... Plug Harness for 51-520  
43-545 ... Plug Harness for 53-647  
51-141 .... Motor  
Motor= 4-1/2"L x 3" dia.  
Shaft= 1-1/2"L x 5/16" dia.  
51-520..... Resistor  
53-647 ... 3-Speed Heater Switch  
54-553 ... Water Valve  
55-319 Louver

Replacement Parts that fit  
**KYSOR HEATER ONLY**  
**HEATER & A/C**# 936110  
# 934110

CH-55014 .... Toggle Switch, 2 Prong  
43-517 ..... Plug Harness for 51-520  
43-545 ..... Plug Harness for 53-647  
50-519 ..... Heater Core  
51-141 ..... Motor  
Motor=4-1/2"L x 3" dia.;  
Shaft=1-1/2"L x 5/16" dia.  
51-520 ..... Resistor  
52-042 ..... Blower Wheel  
53-647 ..... 3-Speed Heater Switch  
54-553 ..... Water Valve  
55-103 ..... Valve Block, A/C  
55-124 ..... Thermostat, A/C  
55-133 ..... Drier, A/C  
55-317 ..... Louver

Replacement Parts that fit  
**AMFAB HEATER # TCHD-1000****Heater Defroster Unit**

43-517 ..... Plug Harness for 51-520  
43-545 ..... Plug harness for 53-647  
51-141 ..... Motor  
Motor= 4-1/2"L x 3" dia.  
Shaft= 5/16" dia. x 1-1/2"L  
51-520..... Resistor  
52-042 .... Blower Wheel  
53-647 ..... 3-Speed Switch  
54-553 ..... Water Valve

Replacement Parts that fit  
**AMFAB HEATER # TCHD-1500**




51-232..... Motor  
Motor= 3-3/4"L x 3" dia;  
Shaft= 5/16" dia. x 3-1/8"L  
52-040 .... Blower Wheel  
55-325 .... Louver

# HEATER & A/C PARTS that fit UTILIMASTER

Replacement Parts that fit

## SCS/FRIGETTE HEATER & A/C

1997 + Newer



55-200



55-124



54-569



55-137



55-138



4 PIN PLUG

54-595



4 PIN PLUG

54-597



2 PIN PLUG

54-598



55-144  
55-147



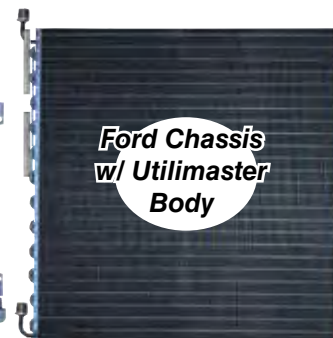
55-158



55-174



55-152



55-154



80-819



**HEATER & A/C PARTS** that fit **UTILIMASTER**

Replacement Parts that fit

**SCS/FRIGETTE HEATER & A/C CONT.**  
**1997 + Newer**Visit us online for  
detailed illustrations!

- 43-545 ....Plug Harness for 53-639
- 43-610.....Plug Harness for 51-527
- 43-629 ....Pigtail Harness for 51-143 motor
- 44-892 ....5-Prong Relay
- 50-572 ....Heater Core Kit, Heat only
- 50-582 ....Heater Core for heaters with air conditioning
- 51-143.....Motor with 2-spade plug connection
- 51-143K ..Motor, Wheel & Pigtail, 51143,52071,43629
- 51-527.....Resistor, 4 prong
- 51-527K ..Resistor, 4 prong with 43-610 pigtail
- 51-720.....Heater Control head, manual slide controls  
Replaces 17900586
- 51-754.....Heater Control head, Horizontal 3-Dial  
2 rotary style cables, 1 electric 3 speed control  
Replaces 17901073
- 51-762.....Heater/AC Control head, Vertical 3-Dial  
electrical with fan speed, temperature control, and  
directional air flow. Replaces 17900746
- 51-766.....Heater Control head, Vertical 3-Dial  
electrical with fan speed, temperature and direction air flow.  
Replaces 17900758
- 51-891 .....Blower Motor Resistor
- 52-071 ....Blower Wheel Plastic
- 53-552 ....Knob, top fan speed, .250 'D' shaft
- 53-554 ....Knob, middle temperature, .187 'D' shaft
- 53-556 ....Knob, bottom selector, .250 'D' shaft w/218 flat
- 53-639 ....3 Speed Heater Switch with Nuts
- 54-053 ....60-1/2" Heater Control Cable, marked yellow
- 54-055 ....23-1/2" Heater Cable, marked red or blue  
Cable fits either floor or dash control
- 54-056 ....26-1/2 Heater Cable, marked green, fits defroster
- 54-569 ....Heater Control Valve with actuator
- 54-591 ....Heater Control Valve
- 54-595 ....Servo Actuator, Used with 54-591, 4-pins  
in a row for electrical connection
- 54-597 ....Servo Actuator, 4-Corner pin configuration
- 54-598 ....Servo Actuator, 2-pin configuration
- 55-112.....Expansion valve, replaces 17990639
- 55-118.....Expansion valve with mounting holes
- 55-124 ....Thermostatic switch, replaces 19901185
- 55-137 ....Receiver drier, 3"Dia x 8.25"H, replaces 17990960
- 55-138 ....Drier with switch. Replaces 17900753
- 55-143 ....High pressure switch, fits Utilimaster
- 55-144 ....Low pressure switch, replaces 17990956
- 55-147 ....High pressure switch, replaces 17990961
- 55-148 ....A/C & Heat mode selector switch, repl:17990724
- 55-152 ....A/C Condenser, E450 SD Ford chassis with 5.4L engine
- 55-153 ....A/C Condenser, Freightliner chassis, 20"H x 25.5W  
has two studs for mounting, Mercedes Engine
- 55-154 ....A/C Condenser, Ford chassis, use brackets from old core
- 55-156 ....A/C Condenser, Freightliner chassis, Utilimaster body
- 55-157 ....A/C Condenser for Aeromaster
- 55-158 ....A/C fan clutch switch, replaces 17900808
- 55-164 ....Evaporator coil, GM & Freightliner  
Core Dim:15"L x 8"T x 4"D. Overall Dimensions including  
outlet tubes: 17.5"L x 14"T x 4"D. Has long outlet tubes.
- 55-174.....AC Condenser, Freightliner chassis, Cummins Engine
- 55-200 ....Servo Actuator with box, 2 pin configuration
- 55-202 ....Heat only mode selector switch with wires
- 55-204 ....Heater Control Module, with A/C
- 55-206 ....Heater Control Module, without A/C
- 55-208 ....Potentiometer (temperature dial control)
- 55-225 ....Blower Wheel Housing
- 55-227 ....Blower Housing Adaptor, Does not fit International
- 55-248 Heater Recirculating Assembly Cover  
(less louver on bottom) Does not fit International
- 55-307 ....Louver, 3", screw on base
- 80-819 ....A/C Condenser for 06-12 Workhorse Chassis

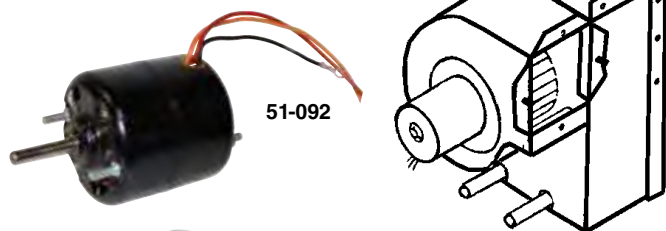


## HEATER PARTS that fit SUPREME BODY


Replacement Parts that fit

### AMFAB HEATER # TC-2800

(Original Part No. SL-2)



51-092




52-042

**51-092..... Motor**  
Motor= 3-3/4"L x 3" dia.  
Shaft= 1-1/4"L x 5/16" dia.  
**52-042 ..... Blower Wheel**

Replacement Parts that fit

### KYSOR HEATER # 936109



51-141



52-042

51-520

43-517

**43-517 .... Plug Harness for 51-520**

**51-141..... Motor**

Motor= 4-1/2"L x 3" dia.

Shaft= 1-1/2"L x 5/16" dia.

**51-520..... Resistor**

**52-042 .... Blower Wheel**

Replacement Parts that fit

### EVANS HEATER # 213107




53-537

53-649



43-545



51-145



43-517



51-523



52-043

**43-545 .....Switch Plug, 5 prong**  
**43-517 ..... Plug Harness for 51-523**  
**51-145.....Motor**  
Motor: 4-3/4"L x 3-1/4"dia.  
Shaft:1-1/8"L x 5/16"dia.  
**51-523.....Resistor**  
**52-043 .....Blower Wheel CCW**  
**53-537 .....Switch Knob**  
**53-649 .....Heater Switch**

## BLOWER ASSEMBLIES



51-232



52-040

**B-448..... Dual Wheel Blower Assy**

**51-232..... Motor, Dual Shaft**

Motor= 3-3/4"L x 3" dia.

Shaft= 3-1/8"L x 5/16" dia.

**52-040 ..... Blower Wheel**



**55-110 - Dual Wheel Blower Assembly**  
with 4-Speed permanent magnet motor.  
Used in bus, auto, van, UTV & marine applications.

#### Specifications:

12 Volt Dual-Shaft Permanent Magnet Motor  
Overall Dim: 6-1/2"H x 13-3/4"L x 5-1/2"Deep  
Flat Base Dim: 5-1/4"H x 13-3/4"L  
Two Vent openings: 4-1/6" x 2-1/4"



**55-380 - Single wheel assembly with 3-Speed**  
motor. Ideal for small application with a 9" x 5"  
footprint. Mounts on any flat surface with 6 mount  
hole selections.

#### Specifications:

12 volt 3-Speed Motor, 3" dia. x 4"L;  
High - 224 CFM (orange wire)  
Medium - 173 CFM (red wire)  
Low - 152 CFM (yellow wire)  
Overall Dim: 9" x 5" x 4.5"  
Vent Opening: 4-1/2" x 2-7/16"

**Boyetown and Penn Body Heater**  
**Parts Available Online!**

## A/C COMPRESSORS



**55-257** **NEW**  
A/C Compressor  
that fits  
Freightliner  
MT45 & MT55.  
Delphi Type.



**55-259**  
A/C Compressor that  
fits Freightliner &  
Workhorse. Delphi  
Type. For 6.0L Gas  
Engine.



**55-271** **NEW**  
A/C Compressor  
that fits Workhorse.  
Denso Type. For 6.0L  
Gas Engine.

VISIT US ONLINE FOR MORE INFO ON THESE COMPRESSORS

## ZERO-START ENGINE BLOCK HEATERS

## ENGINE BLOCK HEATERS that fit CUMMINS

**Fits Cummins 4B3.9/4BT3.9 & 6B5.9/6BT5.9, right side of engine.**

**56-740** 750 Watt (120 volt) Engine Block Heater (freeze plug style) w/cord

**56-741** Cord only for 56-740 (included with 56-740)

**56-750** 750 Watt (240 volt) Engine Block Heater (freeze plug style) w/cord

**56-751** Cord only for 56-750 (included with 56-750)



Standard Cord

**1987-2002**  
**ZEROSTART**

**Fits Cummins ISB 4 Cyl. 3.9BT, 6 Cyl. 5.9BT; 2007-11 6.7L**

**56-753 - 750 Watt (120 volt) Engine Block Heater** (immersion style) with  
standard 6' cord. Installs in 3/4" NPT port to rear of oil cooler.

When wiring into a weatherproof field wired receptacle (ie: 56-005) use  
cord 56-756

**56-756 - 7' Weatherproof Cord Only.** Popular on Utilimaster w/receptacle  
on side of body



Weatherproof Cord

**2003-On**  
**ZEROSTART**



56-753

## ENGINE BLOCK HEATERS that fit GM/WORKHORSE

**56-600 - 600 Watt (120 volt) Engine Block Heater** (freeze plug style)  
with 5' cord, replaces frost plug on left rear of engine.

**1981-On GM 6.2L & 6.5L Diesel**

**56-601 - 5' Cord Only** for 56-600 (included with 56-600)



56-006



56-600


## WEATHERPROOF CORD-SET

**56-012 - (120 volt) 10' Weatherproof Cord-set** with 3 hole round mount,  
zinc plated. (less bracket, use 56003)

**56-010 - (120 volt) 10' Weatherproof Cord-set** with 4 hole square  
mount, chrome plated. (less bracket, use 56-002). Replaces GM only

**56-021 - (120 volt) 6' Weatherproof Cord-set** with 18 gauge wire. Will  
NOT work with OE GM or Cummins.

**56-006 - (240 volt) 6' Weatherproof Cord-set**, Zinc Plate, 3-hole round  
mount (less bracket, use 56-003). Replaces GM only.



56-021



56-012  
56-010

## WEATHERPROOF CORD-SET ACCESSORIES



**56-005**  
Weatherproof field-  
wired receptacle,  
chrome plated, 4-hole  
square, 120V



**56-008**  
Weatherproof field-  
wired receptacle,  
zinc plated, 3-hole  
round, 120V



**56-023**  
Receptacle only,  
chrome plated.  
Can be used  
with the 56-021  
Cord-set



**56-016**  
Replacement  
male plug for  
weatherproof  
receptacle. 120 volt



**56-017**  
Replacement  
Boot for  
weatherproof  
cord-set.  
120/240 volt



**56-003**  
Mounting  
bracket,  
3-hole round




**56-002**  
Mounting bracket,  
chrome plated, 2  
& 4 hole square

## HEATER CONTROL PANELS



**53-1413 - Heater Control Panel, NEW without AC - Fits Morgan Olson**

- 3 Speed
- Adjustable mode switch
- Heat/cool settings
- **Non AC**



**53-1416 - Heater Control Panel, NEW with AC - Fits Morgan Olson**

- 3 Speed
- Adjustable mode switch
- Heat/cool settings
- **AC/Heat**



**53-647 - 3 Speed Rotary Heater Switch: 3/8" threaded shaft length. Fits 53-1413 & 53-1416**



**53-638 - Blue Recirculating door or Air Conditioning Switch. Fits 53-1416**



**53-657 - Potentiometer for Temperature or Mode controller. Fits 53-1413 (temp & mode) & 53-1416 (temp ONLY)**



**53-143 - Mode Selector Switch. Fits 53-1416 NEW**



**NEW 53-142 - Blower Motor Wire Harness for Morgan Olson Heater Control Panels. Fits 53-1413**



**43-545 - Blower Motor Wire Harness for Morgan Olson Heater Control Panels. Fits 53-1413 or 53-1416**



**NEW 53-141 - Light Harness with bulbs. For Morgan Olson Heater Control Panels Fits 53-1413 & 53-1416**

For complete  
control  
head for  
Utilmaster  
see page 147

**All Electric**



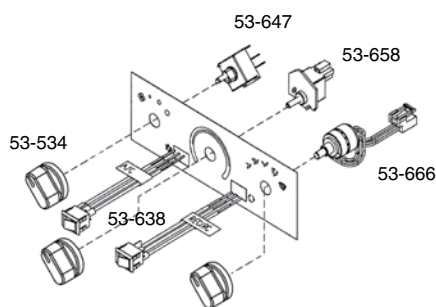
53-552

53-554

53-556

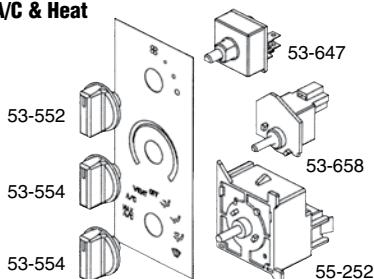
Popular in Utilmaster

**All Electric**



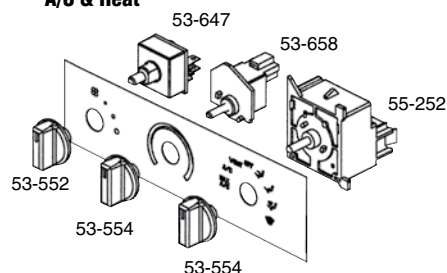
Popular in Morgan Olson

**Electric & Vacuum  
Mode Switch  
A/C & Heat**



Popular in Morgan Olson  
& U.C.B.C.

**Electric & Vacuum  
Mode Switch  
A/C & Heat**



Popular in Morgan Olson  
& U.C.B.C.

Heater Controls operate with cables, electricity or vacuum. Mill Supply has put together a sample of Controls with the knobs they would use. Even though knobs vary slightly in style we have put the number that best represents the knobs shown. The bottom of the page gives a better representation of knob styles.


Visit us online for more  
detailed illustrations!

## HEATER CONTROL KNOBS

**1-1/8" Dia. Knobs**



**53-541**  
All Black



**53-543**  
Heater Control  
Knob, Blue & Red



**53-554**  
3/16" Shaft  
Hole with flat



**53-556**  
1/4" 'D' Shaft  
hole with flat



**53-537**  
1/4" 'D' Shaft Hole



**53-530**  
Threaded 10-32



**53-533**  
Universal Knob with  
1/4" shaft hole & set  
screw

**1-3/8" Dia. Knobs**



**53-534**  
1/4" Mushroom  
Shaft Hole

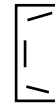





**53-645 - 2 Speed Push/Pull Switch-with Knob**  
Three position, Off-Low-High. 2 Screw terminals.



**53-643 - 2-Speed Toggle Heater Switch:** Off-Low-High. 3 spade terminals.



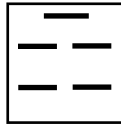
**49-303 - 2 Speed Toggle Switch** - 3 spade terminals.



**53-649 - 2-Speed Rotary Heater Switch;** Off-Low-High. 3 spade terminals. Fits older Grumman vehicles. Fits knobs 53-534, 53-537, 53-552.



**53-647 - 3-Speed Rotary Heater Switch;** Off-Low-Medium-High. 3/8" threaded shaft length, 5 spade terminals. Fits knobs 53-534, 53-537, 53-552.



**53-639 - 3-Speed Heater Switch;** Off-Low-Medium-High. 1" threaded shaft length, 5 spade terminals. Fits knobs 53-534, 53-537, 53-552.



**43-545 - Harness Plug:** For use with 53-649, 53-647, 53-639, 53-711



**53-658 - Potentiometer Temperature Controller.** UCBC uses knob 53-554



**55-208 - Potentiometer Temperature Controller.** Uses knob 53-554



**53-711 - Fan Control Switch.** Includes 3 speed switch with plate and knob. Used with Auxiliary heaters: M8030-12V & M5030-12/24V.



**53-666 - Mode Switch**  
Fits Grumman/Morgan Olson Control Unit



**53-637 - Heater Switch**  
Fits 84-03 UCBC & '98-'99 P70/P1000 with Freightliner chassis



**53-627 - Heater Switch**  
Fits 68-83 UCBC.



**53-657 Potentiometer for Temperature or Mode controller** on Morgan Olson



**55-202 - Heater mode selector switch, 7-wire**  
Fits Utilmaster  
Uses knob 53-556  
**55-148 - A/C & Heat mode selector switch, 9-wire.** Fits Utilmaster  
Uses knob 53-556



**43-522 - Pigtail for Fan Switch,** Fits Switches 53-627, 53-637.



**53-655 - 3-Speed Switch Kit** Includes knob and clamp bracket.

**LOUVERS**

**55-311** - Rect. Louver  
Overall dim: 5-5/8" x 2"



**55-329** - Rect. Louver  
Overall dim: 5-3/8"x2-1/8"  
Fits 2-1/2" hose.




**55-307**  
3" Ball style louver.  
Screw in base.  
Fits 2.5" duct.



**55-319** - Rect. Louver  
Overall dim: 7-3/4" x 3-1/4"



**55-318** - Defroster Diffuser  
Overall Dim: 10-1/2" x 3-1/4"



**55-317**  
4" Angled Louver.  
Has 2" maximum height



**55-254**  
Drivers side floor vent on Utilmaster with Freightliner chassis, 2004-on



**55-333** - Round plastic louver,  
1-13/16" hole size;  
2-1/16" O.D.



**55-305** - Plastic plenum louver  
2-1/2" hole size;  
2-3/4" O.D.



**55-309**  
3" Louver



**55-323** - 2-3/4" Louver retainer Fits in 3" hole.  
Used with 55-325



**55-325** Round plastic louver  
2-3/4" hole size,  
3-7/8" Overall Dia.  
Used with 55-323




**55-355**  
4" Louver with 2-1/4" duct size and 3" hole size.



**55-301** - Mini Louver with ball type swivel. Fits 2-1/2" hole and hose size.  
Screw in base.

**CABLES that fit UTILIMASTER**

**54-053** - 60-1/2" Heater Control Cable (marked yellow)



**54-055** - 23-1/2" Heater Cable (marked blue or red) controls floor or dash vents  
**54-056** - 26-1/2" Heater Cable (marked green) controls defroster

**DEFROSTER & AIR INTAKE HOSE**

Bendable, six foot long, non-collapsible, air intake hose. Reinforced with spiral wire insertion. Easy to cut and bend.



**ADH-5**..... 5" x 14"



**ADH-214**.....2-1/4" x 6"  
**ADH-212**.....2-1/2" x 6"  
**ADH-4**.....4" x 6"

## HEATER MOTORS

Check motor rotation by looking at shaft end of motor



CCW= Counter  
Clockwise



CW  
Clockwise



STYLE 1



STYLE 2



STYLE 3

Part No.	Style	Direction	Motor Size	Shaft Diameter	Wires	Volts	Features PM=Perm Magnet; WW=Wire Wound
<b>12 VOLT MOTORS with 1/4" Shaft Diameter</b>							
51-155	1	CCW	3" x 3-1/4"	1/4"	2	12V	1-Speed; WW
51-151	1	CCW	3" x 3-3/4"	1/4"	2	12V	1-Speed; WW
51-164	1	REV	3" x 3-1/4"	1/4"	2	12V	2-Speed; PM
51-131	1	CCW	3" x 3"	1/4"	4	24V	3-Speed
51-182	1		3" x 3-1/4"	1/4"	4	12V	3-Speed
51-184	1		3" x 3-1/4"	1/4"	4	24V	3-Speed
<b>12 VOLT MOTORS with 5/16" Shaft Diameter</b>							
51-156	1	CW	3" x 3-1/4"	5/16"	3	12V	2-Speed One wire grounded to motor
51-091	1	CW	3" x 3-3/4"	5/16"	3	12V	2-Speed; WW
51-092	1	CCW	3" x 3-3/4"	5/16"	3	12V	2-Speed; WW
51-141	1	REV	3" x 4-1/2"	5/16"	2	12V	PM
51-157	1	REV	3" x 3-3/4"	5/16"	2	12V	2-Wires; 1-Speed; REV= Reversible
51-143	2	CW	3-1/2" x 4"	5/16"	2-blade	12V	7" Mtg Plate; 2-Spade Term. built in; PM
51-146	2	CW	3.25" x 4.75"	5/16"	2	12V	6-3/4" Center Mtg. Plate; PM
51-145	2	CCW	3.25" x 4.75"	5/16"	2	12V	6-3/4" Center Mtg. Plate; PM
51-232	3		3" x 3-3/4"	5/16" double	4	12V	3-Speed; 3-Wires on plug and 1 ground; WW
<b>24 VOLT MOTORS</b>							
51-175	1	CCW	3" x 3-1/4"	1/4"	2	24V	1-Speed; WW
51-163	1	CCW	3" x 3-1/2"	1/4"	2	24V	1-Speed; WW
<b>32 VOLT MOTORS</b>							
51-161	1	CCW	3" x 3-1/4"	1/4"	2	32V	1-Speed; WW





CCW - Counter

Clockwise

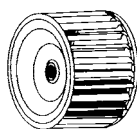
View looking into  
hollow end of  
Blower Wheel



CW - Clockwise



Flat



Offset



CCW - Counter Clockwise



CW - Clockwise

Rotation is determined by looking at front of blade with set screw and hub behind blade.

## BLOWER WHEELS

Part No.	Diameter	Width	Offset/Flat	Offset Dim:	Bore	Rotation	Material
52-019	5-3/4"	3-1/2"	Offset	1-5/8"	5/16"	CCW	Plastic
52-030	5-9/16"	3"	Offset	3/4"	5/16"	CCW	Steel
52-040	3-3/16"	3-13/16"	DBL	1-7/8"	5/16"	CW	Plastic
52-042	5-1/4"	3-3/8"	Offset	1/2"	5/16"	CCW	Steel
52-043	5-3/4"	3-3/8"	Offset	1-11/16"	5/16"	CCW	Steel
52-044	5-11/16"	3-3/8"	Offset	1-5/8"	5/16"	CW	Steel
52-045	5-5/8"	3-3/16"	Flat	1-3/8"	5/16"	CW	Steel
52-071	5-5/8"	3-5/8"	Offset	1-11/16"	5/16"	CW	Plastic

## FAN BLADES

Part No.	Dia.	No. Blades	Bore	Rotation	Material
52-103	8"	5	5/16"	CW	Alum
52-046	7"	5	5/16"	CW	Alum
52-052	6-1/2"	5	1/4"	CW	Alum
52-065	6-1/2"	4	1/4"	CCW	Alum
52-067	7"	5	1/4"	CW	Alum



Dimensions do NOT  
include tanks or tubes

**50-503**7-<sup>3</sup>/<sub>16</sub>"L x 5-<sup>5</sup>/<sub>8</sub>"W x 2"D<sup>3</sup>/<sub>8</sub>" NPTReplaces Evans Auxiliary  
Heater #HV212153**HEATER CORES** that fit  
**EVANS/HUPP/SCS**has holes  
for mounting**50-569**9-<sup>3</sup>/<sub>8</sub>"L x 9"W x 3-<sup>1</sup>/<sub>2</sub>"D<sup>5</sup>/<sub>8</sub>" Inlet/Outlet**50-531**

Substitute for 50-565

Tube and Fin Style


9"L x 8"W x 2-<sup>1</sup>/<sub>2</sub>"D <sup>3</sup>/<sub>8</sub>" NPT**50-566**9-<sup>5</sup>/<sub>8</sub>"L x 10"W x 3-<sup>5</sup>/<sub>16</sub>"D<sup>5</sup>/<sub>8</sub>" Inlet/Outlet

Replaces: 47008240, 998312224

Fits: 1997 Navistar P100, P200

1998-2002 Freightliner Route/Top Star

1998-2003 Chevrolet Route Star/Mate

**50-568**9-<sup>3</sup>/<sub>4</sub>"L x 8-<sup>3</sup>/<sub>4</sub>"W x 3-<sup>5</sup>/<sub>16</sub>"D<sup>5</sup>/<sub>8</sub>" Inlet/Outlet

Replaces: 998312229


Fits: 1998-1999 Freightliner Route/Top Star

1998-1999 Chevrolet Route Star/Mate

1998-1999 Navistar

**50-563**11"L x 7-<sup>3</sup>/<sub>4</sub>"W x 2-<sup>1</sup>/<sub>2</sub>"D<sup>5</sup>/<sub>8</sub>" Inlet/Outlet

Dimensions do NOT  
include tanks or tubes

**SCS/FRIGETTE****50-567** - Heater core, includes foam  
padding around core.

Core Dim: 10" x 8"

Overall Core with Tank Dim: 12" x 8.75"

Inlet &amp; Outlet Dia: 5/8"

**50-573**

Fits Utilimaster

14-<sup>1</sup>/<sub>8</sub>"L x 6"W x 2-<sup>1</sup>/<sub>2</sub>"D;<sup>5</sup>/<sub>8</sub>" Inlet/Outlet**50-582**

Fits Utilimaster

15-<sup>1</sup>/<sub>2</sub>"L x 8"W x 2-<sup>1</sup>/<sub>2</sub>"D;<sup>5</sup>/<sub>8</sub>" Inlet/Outlet

Used with A/C Heat Combos

**HEATER CORES** that fit  
**KYSOR/BERGSTROM/SCS**


Dimensions do NOT  
include tanks or tubes




**50-519**  
10"L x 9"W x 2-1/2"D  
5/8" Inlet/Outlet

Core &  
Bracket

4"




**50-517**  
9-3/4"L x 10"W x 2-1/2"D  
One 5/8" & One 3/4" Outlet



**50-531**  
Tube and Fin Style  
9"L x 8"W x 2-1/2"D  
3/8" NPT



**50-533**  
8-11/16"L x 7-3/4"W x 2"D  
One 3/4" Outlet, One 3/8" NPT

**EVAPORATOR COILS**

**50-583** - A/C Evaporator coil  
for Freightliner MT45/55  
Core Dim: 9" x 8"  
Threaded Inlet & Outlet



**55-169** - Evaporator Coil,  
Morgan Olson & UCBC  
with Evans HV213616 and  
HV224390 heater assembly,  
10-1/4" x 10".



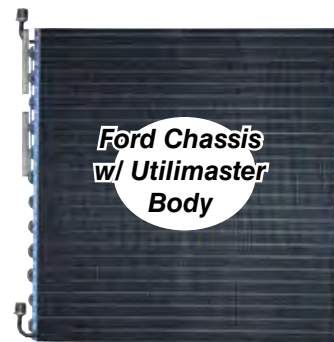
**55-164** - Evaporator  
coil, GM & Freightliner.  
Core Dim: 15"L x 8"T x  
4"D. Overall Dimensions  
including outlet tubes:  
17.5"L x 14"T x 4"D. Has  
long outlet tubes.



**55-152** - A/C Condenser, E450 SD Ford chassis with 5.4L engine. Core Dim: 28-1/2"W x 23"H



**55-153** - A/C Condenser, Freightliner chassis, has two studs for mounting, Mercedes Engine. Core Dim: 25-1/2"W x 20"H



**55-154** - A/C Condenser, Ford chassis, use brackets from old core. Core Dim: 24-1/2"W x 19"H




**55-156** - A/C Condenser, Freightliner chassis, Utilimaster body. Core Dim: 23"W x 15-1/4"H



**55-157** - A/C Condenser for Aeromaster. Core Dim: 26-3/4"W x 14"H



**55-174** - AC Condenser, Freightliner chassis, Cummins Engine. Core Dim: 25"W x 26-1/4"H



**80-7959** - Condenser for 6.0L Gas or 6.7L Diesel, Freightliner. Core Dim: 20"W x 24"H



**80-819** - A/C Condenser for 2006-12 Workhorse Chassis. Core Dim: 27-1/2" x 14" x 5/8". Fittings are #6, #8 MOR. Used with radiator 80-837. On the edge of core it has a tag with "VALEO P/N 1210403-C"

## EXPANSION VALVES



**55-103** - Block style expansion valve. Used on Utilimaster with Kysor A/C unit 934110



**55-106** - Block style expansion valve with o-rings. Used with Freightliner and Workhorse SCS Frigette A/C Units. Replaces HV-218446, 47008138



**55-112** - Expansion Valve, replaces 17990639 on the SCS Frigette A/C unit on the Utilimaster.



**55-140** - Receiver Drier. R-12 or R134A; 2-1/2" Dia x 6-1/4"H. Replaces RV-218370, 47008355

## RECEIVER DRIERS



**55-133** - Receiver Drier. 2-3/4" Dia x 10"H. Fits the Kysor unit 934110 on Utilimaster.



**55-137** - Receiver drier, 3"Dia x 8.25"H, replaces 17990960 Used in SCS Frigette AC units in Utilimaster



**55-138** - Receiver Drier with switch, 2.5" Dia x 8"H. 5/8-18 Inlet/Outlet



**HEATER SHUT OFF VALVES & HOSES**

**54-553** - Cable controlled shut off valve. 5/8" outlets  
**Pull to Open**



**54-550** - Wing type steel shut off valve. 5/8" hose by 3/8" male pipe.



**54-591** - Cable operated heater valve. Pull to Close. Remove cable bracket when used with servo actuator. 5/8" outlets.  
**54-593** - Cable operated heater valve. Pull to Open



**54-569**  
Servo Actuated Water Valve. Direct plug in



**54-565** - Cable controlled 4 Way Valve. Three 5/8" outlets and one 3/4" curved outlet.



**54-585** - 5/8" Plastic Y-splicer



**54-555** - In-line shut off valve. 5/8" by 5/8" hose



**54-560** Electric water shut off valve. 5/8" outlets. Includes new harness.



**2012**  
Hose Clamp - 9/16" Min. 1-1/4" Max.



Black heater hose

**HH-5850** - 5/8" x 50'  
Heater Hose  
**HH-3450** - 3/4" x 50'  
Heater Hose



**54-583**  
Brass Splicer  
5/8" x 5/8"



**54-579**  
Nipple, 5/8" hose x 3/8" pipe

**HEATER INSTALLATION KIT****HK-5001**

This installation kit contains one 5/8" x 140" heater hose, a water shut-off valve, two "Y" splicers and eight hose clamps.

**RESISTORS****2-Prong**

**51-521** (2-prong)  
(Fits Hupp Heater)



**AV8788-P**  
1/4" Quick Connect Terminal - Non Insulated. Converts 1-spade terminal to 2-spade terminal

**AV-12158-P**  
Specialty Terminal - One 16-14 gauge wire (insulated), one 1/4" male tab, and one 1/4" female tab.

**3-Prong**

**51-520** (3 prong)  
(Fits Kysor Heater)  
Uses 43-517 Pigtail



**51-523** (3 prong)  
(Fits Evans Heater)  
Uses 43-517 Pigtail



**51-525** (3 prong)  
Diode Style  
(Fits Evans Heater)  
Uses 43-517 Pigtail



**43-517** Pigtail Assembly for Resistors 51-520, 51-523 & 51-525.

**4-Prong**

**51-527** (4 prong)  
Fits Utilimaster with SCS  
Uses 43-610 Pigtail



**43-610** Pigtail assembly for Resistor Fits 51-527

**5-Prong**

**51-528** (5 prong)  
(Fits Evans Heater)



**43-610** Pigtail assembly for Resistor Fits 51-528

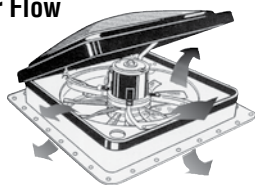
## REVERSIBLE VENTILATOR

### 58-300 - Reversible High Performance Commercial Air Exchange System



Powerful 12", 10-blade rotary fan installs in a standard 14" x 14" opening with overall dimensions of 16.5" x 16.5" x 4.5". Hand operated sturdy polycarbonate dome seals completely closed when not in use. The sealed motor operates quietly at 3-speeds. No tools are required to remove the screen for cleaning. It is designed for maximum air exchange, minimum sound levels and low power consumption. To create a balanced air flow it is best with a wall vent. Weight: 10 lbs. **Proudly Made in the USA. Two year warranty.**

#### Reversible Air Flow



**Low Speed** 478 CFM  
**Medium Speed** 653 CFM  
**High Speed** 920 CFM



**58-310** - Dome only for newer style 58-300 vent (image above).




**58-305** - Dome only for older style 58-300 vent

## TRUCK BODY VENTILATORS

For use wherever a ventilator is needed.



**PO-20 Adjustable Ventilator**  
All aluminum vent uses a slide bar extending from bottom of unit to adjust ventilation needs.



**PO-22 Louver Plate Only**  
Louver plate provides constant ventilation, non-adjustable.

Overall dimensions: 12-1/4"W x 10-1/2"H.  
Cut out size: 11-1/2"W x 9-3/4"H w/mtg. holes at 3-1/8" centers.


## 12" SKYLIGHT

**M-1225** - 12" Fiberglass Reinforced Opaque Skylight. Mounts with one piece rubber seal. Includes pull string for mounting.



## "POLYDOME" ROOF VENTS

12 Volt Powered Roof Vent for a standard 14.5" x 14.5" rough cut opening. Recessed screen keeps insects from coming in and lets the hot air out. Polydome non powered roof vent. This new style vent uses a new sloping easy change lid design. There are also new color changes to the screen frame to match the lid and garnish color more accurately. The vent is now equipped with a lid locking notch and holding mechanism to ensure a water tight seal and guaranteed to hold while the van or RV is in transit.



#### Specifications:

- Galvanized steel roof flange
- 14.5" x 14.5" Rough cut opening
- 16.5" x 16.5" Outer flange Dim.
- 1.25" Flange width
- White vent cover
- Screen made of strong, fine mesh
- Handle, manual crank style
- 12 VDC fan motor
- 6" Overall Fan blade width
- Push button On/Off Switch
- No interior garnish ring
- One year warranty

#### 58-1600 - Non-Powered Polydome Roof Vent



#### 58-2828 - 12 Volt Polydome Roof Vent



#### 58-1625 - Replacement White Dome Lid

#### 889-C - Crank Handle and Screw



## ONE-PART POLYURETHANE SEALANT



**87-014** - This super sealant is a single component gun grade polyurethane joint and seam sealer. It has unbeatable adhesion and bonding capabilities to aluminum, glass and steel. Weather resistant and ideal for sealing out water infiltration.

**HINGELESS 2-WAY VENTS**

OPENS TO ANY DEGREE • OPENS BOTH WAYS

**Aluminum**

**T-23170AL** Aluminum Vent  
Door Size: 9-1/2" x 4"  
Overall: 12" x 6-1/2"



**M-1653** - Rod Only  
**M-1650** - Rod Roller, Plastic

**Aluminum**

**V-648-AL** Aluminum Vent  
Door Size: 8-3/4" x 3-3/4"  
fits Union City Body, front  
1985 & Newer



**M-1655** - Rod Only  
**M-1650** - Rod Roller, Plastic

**Steel**

**M-1217** Steel Vent with Handle  
and Knob  
Door Size: 9-1/2" x 4"  
Overall: 12" x 6-1/2"



**M-1653** - Rod Only  
**M-1650** - Rod Roller, Plastic, each

**2-PIECE POLY TRAILER VENTS**

Fits in 3" Dia. Hole



**NEW** 58-294 - White Poly Vent

**NEW** 58-298 - Black Poly Vent

**ONE-PART POLYURETHANE SEALANT**

**87-014** - This super sealant is a single component gun grade polyurethane joint and seam sealer. It has unbeatable adhesion and bonding capabilities to aluminum, glass and steel. Weather resistant and ideal for sealing out water infiltration.

**CIRCULATING FANS**

**M-3000-12V** - 12 volts  
**M-3000-24V** - 24 volts  
Defroster/circulating fan  
with rheostat switch to  
provide variable speeds.  
Black heavy-duty die cast  
base. Chrome guard.  
250 CFM.  
7-1/2" Cage Diameter  
9" Overall Height

**Parts Listing**

**52-065** Fan Blade  
**53-719** Switch



**M-3200-12V** - 12 volts  
**M-3200-24V** - 24 volts  
Defroster/circulating fan  
with two speed switch on  
base. Black heavy-duty  
die cast base. Chrome  
guard. 280 CFM  
7-1/2" Cage Diameter  
9-1/2" Overall Height



**M-1000-12V** - All  
chrome, 12 volt fan,  
two speed motor with  
three position toggle  
switch. Three hole  
mounting.  
230 CFM.  
7-1/2" Cage Diameter  
8-1/2" Overall Height



## WIPER PARTS that fit GRUMMAN/MORGAN OLSON

**49-000** - Wiper Motor with 3/8" splined shaft.

(Comes with lever 49-464) This motor is only used on 3 wire motor systems (though our motor has 5 wires, 2 are not used). Motor mount hole pattern on newer trucks may have to be elongated slightly for proper fit. Jumper on Plug.

**49-004** - Wiper Motor with 3/8" splined shaft. Same as 49-000 except used on a 5 wire dynamic park motor systems. (Comes with lever 49-464). Ground wire goes from motor to casing **Fits Morgan Olson Workhorse chassis & column mounted switch.**

**49-005** - Wiper Motor with 3/8" splined shaft. Same as 49-000 except used on dynamic park motor systems. (Order a new lever 49-464 when ordering this motor.) **Fits Morgan Olson. Only use with column mounted switch.** Ground wire is included in 5 wire harness and in 5 pin plug.

**49-006** - Wiper motor, 2 speed, Coast to Park. with 3/8" splined shaft. Used on trucks 1991 and newer. Call with your VIN number before ordering this motor. This motor has a hole pattern of 1-3/4" C to C. and comes with lever 49-464. Has three wires going to plug. White ground wire comes out of motor and grounds to motor gearbox casing. Popular on Morgan Olson with Workhorse Chassis and column mounted switch, but this is not always the case.



**49-675**  
Wiper Motor  
Mounting Bracket  
(2pc) \$20.89



**49-315**  
Knob Only  
Fits: 49-304,  
49-305,  
49-307

**49-304** - 4-Blade Terminal Switch. Controls 1 motor without push to wash (without dynamic park)

**49-305** - 5-Blade Terminal Switch, Controls 1 motor. Push to wash (without dynamic park)

**49-307** - 7-Blade Terminal Switch, Controls 2 motors. Push to wash (without dynamic park)



**49-464** - Lever that fits Kurbmaster and Route Star **with motor that mounts above windshield.** One motor operates two wiper arms. 3/8" shaft hole.

**49-450** - Same as 49-464 except with 5/16" shaft hole.

**49-713** - 3/8" Acorn Nut

**49-715** - 5/16" Acorn Nut

**49-711** - Spring Clip



**49-105**  
Pivot Shaft with  
knurled driver.



**49-251**  
Single Nozzle  
90 Degree



**49-254**  
Single Nozzle  
Straight



**49-219**  
Link 5-3/4"  
center to  
center

**49-183** - Knurled Driver for 3/8" Acorn nut

**49-181** - Knurled Driver for 5/16" Acorn nut

**49-261**  
Single Jet Nozzle

- 1 gallon capacity
- Mounts flush to flat surface
- Mount hole centers at 7-3/4"W x 6-1/2"H



**49-904** - Reservoir, pump & cap. With grounding grommet

**49-905** - Cap for 49-904

**WPG-1401** - Washer pump with grommet for 49-904

**AV-19660** - Pigtail harness



**49-920** - Reservoir with Pump and Cap. Pump uses a water tight Packard connector. No grounding grommet

- 70 oz. capacity
- Mounts flush to flat surface
- Grounding grommet built in
- 4 mounting bolts
- Mounting hole centers at 3-5/8" Wide x 6-1/2" High



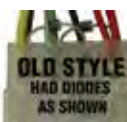
**49-907** - Reservoir with pump and cap  
**AV-19660** - Pigtail harness



**49-493** - Wiper motor with 5-pin plug. Fits Grumman/Morgan Olson with Workhorse Custom Chassis.



**49-316** - 2-Speed Intermittent Wiper Switch. **Controls 2 motors.** Push to wash. Negative ground. 5.6" leads. Works with permanent magnet motors with dynamic park including United Technologies and Sprague Devices motors. Includes: switch, wire loom, butt connectors, single pin wire and instructions. Used on Thomas, Blue Bird and Ford. For replacement knob use 49-313.



Old Switch had diode jumpers

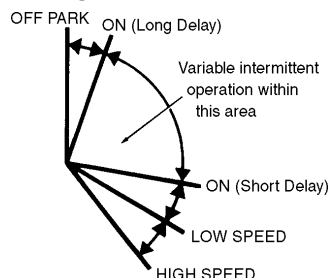


**49-311** - Wiper switch for Morgan with Ford Chassis. 6-Wire. Includes Knob

### Install Intermittent Wipers in your step van. Heavy Duty Switch with variable intermittent wipe using advanced electronics.

**45-600** - Intermittent Switch

- Controls One Motor
- For use with permanent magnet motors with dynamic or coast-to-park wiper systems
- Six color coded wire leads, 5" long



**49-313** - Replacement Knob

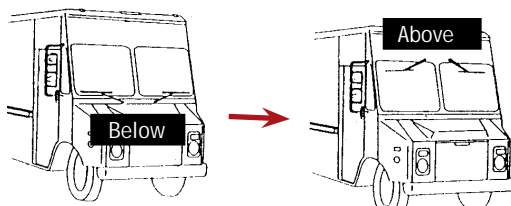
Visit us online for  
detailed illustrations!

Straight  
Blades for  
3/16" saddle  
**HF-16"**  
**HF-18"**  
**HF-20"**  
**HF-22"**

## WIPER PARTS that fit GRUMMAN/MORGAN

### CONVERSION KIT for 1988-1997 ROUTE STAR

### UNITIZED WIPER SYSTEM



#### WCK-5

##### Each Kit will Include:

- Motor Bracket with special adaptor plate
- Pivot Shafts (2)
- Links
- Spring Clips (2)
- Filler Plugs for previous pivot shaft holes.
- Drilling Template
- 5' Wire Harness to extend to motor
- New lever to attach to your existing motor

1988-1997 Wiper parts that fit Route Star are not available. Our WCK-5 conversion kit that will convert your wiper system from below the windshield to above the windshield. This new system allows for easier repairs in the future.

#### Extension Hose Kit for Wet Arm



**49-250** Extends your wet arm hose from below the windshield to our new WCK-5 kit above the windshield. Includes: hose, splicers, tees, & tubing clamps

## WIPER BLADES, ARMS, FITTINGS, & SWITCHES that fit ROUTE STAR



#### Complete Wiper Linkage & Motor Assembly on many 2007-On Morgan Olson

- 49-196** - Complete wiper assembly fits 93"-96" Bodies.
- 49-188** - Complete wiper assembly, fits 86"-88" Bodies.



Assys include the inside spacer, wet arm bulkhead fitting, M30 outer nut, & wiper arm nut.



#### Replacement Parts

- 49-191** - Wiper motor
- 49-192** - Pivot shaft spacer
- 49-193** - Wet Arm "teardrop" bulkhead fitting
- 49-194** - Installation nut, M30x12
- 49-523** - Wiper Arm w/12mm hook mount (not in assy)
- 49-585** - Wiper Arm w/9mm hook mount (not in assy)
- 49-585K** - (2) Wiper Arms & (2) blades, 9mm hook mount (not in assy)
- 49-492** - 24" Wiper Blade for 9mm or 12mm hook mount (not in assy)
- 49-311** - Wiper switch with knob

## FED-EX GROUND DUAL WIPER MOTOR

#### This is for a 2-Motor Wiper System



#### Complete Assemblies

Part No.	Description
<b>40-126</b>	Left Wiper motor
<b>40-127</b>	Right Wiper motor
<b>Replacement Parts</b>	
<b>49-000</b>	Motor
<b>49-108</b>	Pivot Shaft
<b>49-217</b>	Drive Link, 3-3/8"
<b>49-466</b>	Lever
<b>49-711</b>	Spring Clip

Visit us online for detailed illustrations!

#### For Newer 2-Motor Wiper System



**49-144** - Wiper motor system where both motors are the same. Replaces Grumman # 47004144


#### M-2361 Pantograph Adaptor Kit



**49-307** 7-Blade Wiper Switch. Control 2 motors. Push to wash (without dynamic park)

**49-315** Knob Only fits 49-307 only

**49-882** Wet Arm Kit w/ Cowl & Nozzle Fittings



**49-240** Wet Arm Nozzle for Old Dyna Arm Fits left or right

**49-308** 2-Speed Delay Wiper switch with 8-way male Packard connector. Controls 2 motors. Popular on Fedex Ground. For coast-to-park wiper system. Uses knob 49-313 (included).

**49-313** Knob Only, fits 49-308 & 49-311



**49-241** Wet Arm Nozzle for New Dyna Arm Fits left or right



**49-258** Hose Fitting



#### 49-248 Wet Arm Replacement Hose and Nozzle Kit

Includes: hose, nozzle and tubing clamps for one Wiper Arm. Used in replacement of a current wet arm kit or in conversion to a wet arm kit.





## WIPER PARTS that fit UTILIMASTER

### INTERMITTENT WIPER CONVERSION KIT HELP "CUT THE CHATTER"

Convert your Utilimaster truck, equipped with a Sprague, two motor system, from standard to intermittent wipers!

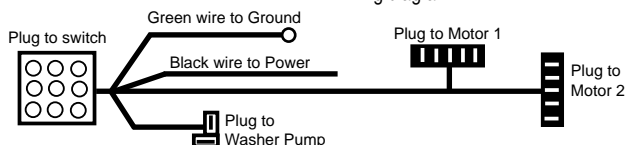
#### 49-080 - INTERMITTENT WIPER CONVERSION KIT

Includes switch and harness to provide your driver with the control of intermittent wipers. No cutting or splicing necessary when connecting directly to our replacement motors and pre 1995 Sprague 2-motor system.


**Harness**

**Switch**


Our Conversion Kit can also be spliced into your original 1995-1996 2-motor Sprague system (motors inside the truck). Call for our wiring diagram.



### WIPER ACCESSORIES


**49-125**

Pivot Shaft, Shaft Length 1-1/2" (fits Utilimaster **Aeromate**) uses a ball-type link mount.


**49-717 - Hardware Kit**

**49-254**  
Nozzle

**M-2361**  
Pantograph  
Adaptor Kit

**49-510**

22" Pantograph Black Wiper Arm, 1/2" Saddle 49-554 blade required with this arm


**49-554**

22" Black Wiper Blade 1/2" Saddle


**49-511**


22" Pantograph Arm 3/16" Saddle Silver


**HF-20 - 20"**


Flat Wiper Blades 3/16" saddle Silver in color


**49-310**

10-Blade Terminal Switch Controls two Motors. Push to wash (with dynamic park)


**49-313**  
Knob  
Only

### REPLACEMENT WIPER PARTS that fit ORIGINAL WIPER SYSTEMS USED ON UTILIMASTER UP TO 1995


**Sprague Pivot Shafts**

(use with 49-717 Hardware Kit)

**49-130** - 3/8" short pin (use with 49-221)

**49-131** - 5/8" long pin (use with 49-223)

**PIN**

**49-717**

Hardware Kit  
Knurl, Nut,  
Washer


**Wiper Links**

**49-221** - w/brass bushing

**49-223** - w/ brass & plastic bushing


**49-460 - Lever**  
w/long pin

**49-455 - Lever**  
w/short pin

**AV-8829-P**  
3/8" "E" Type  
Retaining  
Ring

For complete motor and bracket assembly replacements

Mill Supply has designed the kits below.

### Mill Supply's Pre-1995 Replacement Motor and Bracket (not OEM) Replaces 2-Motor System Inside Cab

#### Replacement Parts Available

These are the parts included with this system and are available separately.

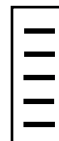
- Wiper Motor
- Lever
- Pivot Shaft
- Link
- Bracket
- Spring Clip


**M-1625 - Motor and Bracket**  
Assembly (**Curbside**)

**M-1626 - Motor and Bracket**  
Assembly (**Roadside**)

This is not OEM but will replace a Sprague System

Diagram of Harness plug



### Mill Supply's 1995 - 1996 Replacement Motor and Bracket (not OEM) Replaces 2-Motor System Inside Cab

#### Replacement Parts Available

Listing of parts included with this system. Also available separately.

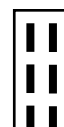
- Wiper Motor
- Pivot Shaft
- Lever
- Link
- Bracket
- Wire Harness
- Spring Clips (2)


**49-007 - Motor and Bracket**  
Assembly (**Roadside**)

**49-008 - Motor and Bracket**  
Assembly (**Curbside**)

This is not OEM but will replace a Sprague System

Diagram of Harness plug

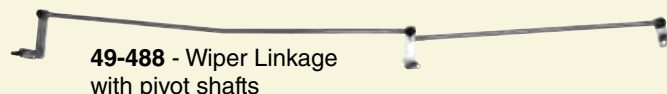




## WIPER KITS & PARTS that fit 1997-01 & 2001-ON UTILIMASTER

Bosch/Preslite wiper components for 1997-2001, OE Utilimaster wiper systems are no longer available. None of the individual components listed here will replace or interchange with the OE component from Bosch or Preslite. The entire TRICO wiper kits we show (49-470 or 49-472) must be purchased if any of the OE Bosch or Preslite components fail. The replacement parts shown below will work if your truck already has a TRICO system.

### 49-472 - COMPLETE WIPER KIT FOR 78.5" NARROW BODY WIDTH WITH WIPER MOTOR UNDER HOOD



49-488 - Wiper Linkage with pivot shafts

#### Kit Includes:

- Linkage with pivot shafts for 78.5" body (49-488)
- Wiper motor with mounting bracket (49-484)
- Pivot Shaft Hardware (49-481)
- 2 Wiper arms (49-480)
- 2 Wiper blades (49-492)

Does not include wiper switch  
Components listed on right



### 49-470 - COMPLETE WIPER KIT FOR 86.5" - 93.5" BODY WIDTH WITH WIPER MOTOR UNDER HOOD



49-483 Wiper linkage with pivot shafts

#### Kit Includes:

- Linkage with pivot shafts for 86.5" - 93.5" body (49-483)
- Wiper motor with mounting bracket (49-484)
- Pivot Shaft Hardware (49-481)
- 2 Wiper arms (49-480)
- 2 Wiper blades (49-492)

Does not include wiper switch  
Components listed on right



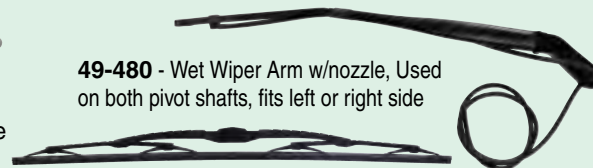
### EACH WIPER KIT INCLUDES THE LINKAGE SHOWN ABOVE & THESE COMPONENTS



49-484 - Trico Wiper Motor with Mounting Bracket includes OEM wire harness plug. **Will not fit Bosch or Preslite, output shafts are different.**



49-481 - Pivot Shaft Hardware



49-480 - Wet Wiper Arm w/nozzle, Used on both pivot shafts, fits left or right side

49-492 - 24" Wiper Blade w/9mm or 12mm" saddles

### PURCHASE THESE COMPONENTS SEPARATELY IF NEEDED



49-324 - 24" Winter Blade w/23/64" standard saddle

Visit us online for more detailed illustrations!



49-260 - Nozzle for Wiper Arm 49-480



49-018



49-012

49-018 - 2-Speed Wiper switch with 5 terminals, includes knob. Controls 1 motor, push to wash without delay (with dynamic park) (not included in kit)

49-012 - 2-Speed & Intermittent wiper switch with 6 lead plug, 5" long. Push to wash. (not included in kit)

49-313 Knob Only  
Fits 49-018, 49-012



### 49-478 - WIPER LINKAGE AND MOTOR KIT FOR 93.5" - 96" BODY WIDTH



49-478 - Wexco Wiper Motor, Linkage & pivot shafts for 93.5"-96" body

### INTERMITTENT WIPER SWITCHES



49-314 - Wiper Switch on Turn Signal lever. Fits into 49-309

49-309 - Wiper Switch Assy on column. 2-Speed, no delay, no cruise. Fits 91-05 GM/Workhorse.



49-317 - Wiper Switch on turn signal lever with cruise and delay.

### WASHER PUMPS & RESERVOIR



49-910 - Reservoir with pump & cap

49-911 - Pump motor only  
AV-19660 - Pigtail harness

- 1 gallon capacity
- Mounts flush to flat surface
- No grounding grommet
- Overall Dimensions 11-1/4" High x 8-5/8" Wide



49-308


2-Speed Delay Wiper switch with knob and 8-Way Packard male connector plug. Controls 2 motors. Popular on Fedex Ground. For coast-to-park wiper system. Uses knob 49-313 (included).



Existing Column Switch no longer available

#### 45-600 - Intermittent Switch

- Controls One Motor
- For use with permanent magnet motors with dynamic or coast-to-park wiper systems
- Six color coded wire leads, 5" long



Dash Mount Switch to replace the Column Switch

## WIPER PARTS that fit UNION CITY BODY COMPANY

## 1992 - On Motor

(NOT MADE OR SPONSORED BY UNION CITY BODY COMPANY)



**40-156** - Wiper Motor for 1992 and newer. Remanufactured



**49-566**  
18" Black Flex Blade.



**49-917** - Pump & grommet, fits UCBC. Uses original Packard connector plug.



**49-524** - Silver 13" to 18.5" adjustable wiper arm with 3/16" saddle. Fits over straight pivot shaft. Used on older UCBC with dry arm.



**HF-16** - Rigid 16" Wiper Blade with 3/16" saddle. Straight blade designed for flat windshields.

**HF-18** - Rigid 18" Wiper Blade with 3/16" saddle. Straight blade designed for flat windshields.

**HF-20** - Rigid 20" Wiper Blade with 3/16" saddle. Straight blade designed for flat windshields.

## WIPER MOTORS that fit INDUSTRIAL APPLICATIONS



**49-031**  
Industrial Application Universal Wiper Motor with 1" Shaft, 12 Volt.



**49-032**  
Industrial Application Universal Wiper Motor with 2" Shaft, 12 Volt.



**49-033**  
Industrial Application Universal Wiper Motor with 3" Shaft, 12 Volt.

The wiper motors we stock are rated at 12 volts, two speed, 3 spade terminals w/o switch on motor. Other options are available special order, call.

- Cranes
- Tractors
- Tow Motors
- Airport Tugs
- Front End Loaders
- Marine Applications




**AL-300-4**  
Wiper Arm Adjusts 13-1/2" - 18-1/2", 3/16" Shepherds hook

**49-882** Wet Arm Kit




For a complete selection of blades see page 167

## WASHER NOZZLES, HOSES &amp; FITTINGS



**49-251**  
Single Nozzle 90 Degree



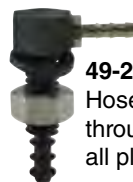
**49-254**  
Single Nozzle Straight



**49-255**  
Short Nozzle with wing nut



**49-262**  
Replacement Steel Barb Fitting for wet arm hose through cowl



**49-258**  
Hose Fitting through cowl, all plastic.



**49-242**  
Wet Arm Hose Strap



**49-240**  
Wet Arm Nozzle Old Dyna Arm Fits LH or RH (used in kit 49-248)



**49-241**  
Wet Arm Nozzle for New Dyna Arm. Fits LH or RH



**49-256**  
Flush Single Nozzle, 1-1/8" Tall



**49-252**  
Flush Single Nozzle for 1" Cowl



**49-261**  
Single Jet Nozzle



**49-260**  
Single Nozzle, Head size: 13/16" x 9/16"



**AN-48-03**  
Wet Arm Kit



**49-248**  
Wet Arm Kit

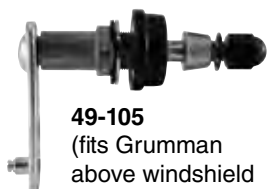


1/8" Hose for Wet Arm Kit

**AN-74764** - 50 feet  
**AN-74764-P** - 5 feet

Mill Supply carries a variety of wiper parts. For specific vehicles see pages 160-164.

## PIVOT SHAFTS




**49-105**  
(fits Grumman  
above windshield  
only, except unitized  
system)




**49-108**  
Shaft Length 5/8"  
(fits FEDEX ground)



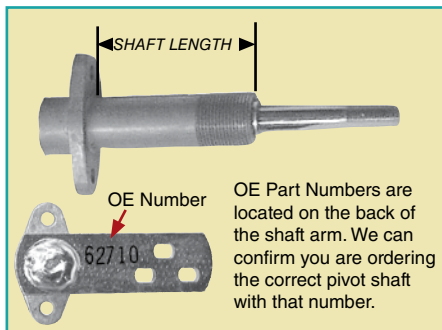
**49-115**  
Shaft Length 1"



**49-124**  
Shaft Length 1-1/4"



**49-112**  
Shaft Length 2"



**49-121**  
Shaft Length 3"



**49-125**  
Pivot Shaft, Shaft Length 1-1/2"  
(fits Utilimaster **Aeromate**) uses  
a ball-type link mount.  
(Add Hardware kit 49-717)



**49-717**  
Hardware Kit  
with Knurl, Nut  
& Washer.

## PIVOT SHAFTS that fit SPRAGUE MOTORS



**49-130** - 3/8" short pin  
For Factory Sprague Wiper System,  
Shaft Length 1" that fits left or right side  
(Utilimaster)(Add Hardware kit 49-717)

**49-131** - 5/8" long pin  
For Factory Sprague Wiper System,  
Shaft Length 1" that fits left or right side  
(Utilimaster)(Add Hardware kit 49-717)



**49-717**  
Hardware Kit with  
Knurl, Nut & Washer.

## DRIVE ARM LEVERS that fit SPRAGUE MOTORS

Fits older Utilimaster  
with inside cab mount  
motor.

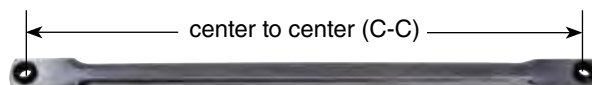


**49-455** - Lever with short  
3/8" pin, 5/16" hole



**49-460** - Lever with long  
5/8" pin, 5/16" hole

## LINKS



**49-211** - Length: 14-21/32" C-C



**49-213** - Length: 12-13/16" C-C



**49-215** - Length: 8-25/32" C-C



**49-219** - Length: 5-3/4" C-C



**49-217** - Length: 3-3/8" C-C



**49-221** - Length: 3-1/4" C-C




**49-223** - Length: 3-3/16" C-C

## DRIVE ARM LEVERS

### For Double Links



### For Single Links



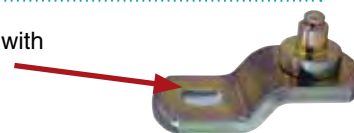
### Levers with 5/16" hole

Part #	Hole Size	"A" Dim	Single or Double Link
<b>49-405</b>	5/16"	1-1/8"	Single
<b>49-410</b>	5/16"	1-3/8"	Single
<b>49-415</b>	5/16"	1-1/8"	Double
<b>49-420</b>	5/16"	1-3/8"	Double
<b>49-450</b>	5/16"	1-5/16"	Double

### Levers with 3/8" hole

Part #	Hole Size	"A" Dim	Single or Double Link
<b>49-464</b>	3/8"	1-5/16"	Double
<b>49-466</b>	3/8"	1-1/8"	Single
<b>49-467</b>	3/8"	1-3/8"	Single
<b>49-468</b>	3/8"	1-1/8"	Double
<b>49-469</b>	3/8"	1-3/8"	Double

**49-430** - Lever with  
double 'D' hole  
for single link





## WIPER SWITCHES



**49-304** - 4-Blade Terminal Switch. Controls 1 motor. Without push to wash (without dynamic park)

**49-305** - 5-Blade Terminal Switch, Controls 1 motor. Push to wash (without dynamic park)

**49-307** - 7-Blade Terminal Switch, Controls 2 motors. Push to wash (without dynamic park)



**49-308**  
2-Speed Intermittent Wiper Switch with 8-way Packard male connector. Controls 2 motors. Push to wash. Works with permanent magnet motor with 'coast-to-park' (without dynamic park) Popular on Fedex Ground. Uses knob 49-313 (included)



**49-316**  
2-Speed Intermittent Wiper Switch with push to wash. Controls 2 motors. 12 Volt, Negative ground. 5.6" leads. Works with permanent magnet motors without dynamic park including United Technologies and Sprague Devices motors. Includes: switch, wire loom, butt connectors, single pin wire, and instructions. Used on Thomas, Blue Bird and Ford. Uses knob 49-313 (included)



**49-311**  
Wiper switch for Morgan Olson body with Ford Chassis. 6-Wire. Includes Knob.



**49-310**  
10-Blade Terminal Switch Controls 2 Motors Push to wash (with dynamic park)



**49-012**  
2-Speed Intermittent Wiper Switch with 6 lead plug, 5" long. Push to wash. For use with permanent magnet motors with dynamic park.



49-316 switch replaces the old switch that had diode jumpers.



**49-303**  
3-Blade Terminal Switch. Uses 43521 pigtail



**49-315**  
Knob Only with 3/16" hole. Fits: 49-304 49-305 49-307



**49-313**  
Knob Only with 1/4" hole. Fits: 49-012 49-018 49-308 49-310 49-311 49-316 45-600



**49-018**  
2-Speed, 5-Terminal Switch without delay. Controls 1 motor. Push to wash (with dynamic park). Can replace switch with harness for Bosch systems.


**45-600**  
2-Speed Intermittent Wiper Switch with 6 color coded wire leads, 5" long. Controls 1 motor. Push to wash. For use with permanent magnet motors with or without dynamic park.



**49-317** - Wiper Switch on turn signal lever with cruise and delay.



**49-314** - Wiper Switch on Turn Signal lever. Fits into 49-309



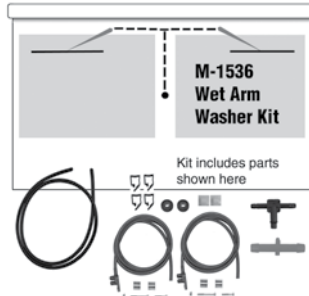
**49-309** - Wiper Switch Assy on column. 2-Speed, no delay, no cruise. Fits 91-05 GM/Workhorse.

### Q. What is the difference between coast-to-park and dynamic park motors?

**A.** After they are turned off by a switch, motors with an automatic park feature will continue to run until they reach their predetermined park position at one end of the sweep pattern or the other. They will then shut themselves off. On coast-to-park motors, the power is internally disconnected and they "coast" to a stop because the motor brushes are de-energized. On dynamic park motors, when the motor reaches that assigned park position, the motor electrically locks itself in the park position. The park position is consistent each time on a dynamic park motor. The park position may vary several degrees with a coast-to-park motor. Dynamic park requires specific motors, switches, and wiring circuits.

## WET ARM WASHER KIT

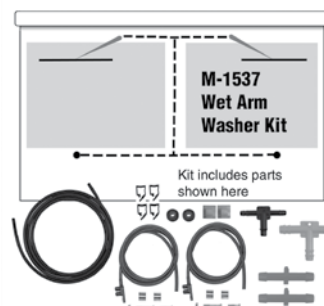
Convert your washer system to spray directly off the moving wiper arm. This system always sprays the window in the right place keeping a clear view. The kits shown below are conversions for Grumman/Morgan Olson's two styles of spray patterns. M-1536 starts from the center of the two windows. M-1537 starts from the bottom centers of both windows.



**M-1536** - Starts from center of the two windows (2 foot of hose)

**Kits include all necessary hardware for a complete conversion.**

Kits Include: hose, connectors, grommets and all miscellaneous hardware for complete installation



**M-1537** - Starts from the bottom centers of both windows (7 foot of hose)

## WIPER ARMS



Wiper arm length is measured from center of shaft mount hole to center of blade mount hole



The saddle is the "U" shaped channel that holds your blade



Saddle Width

Mill Supply Carries all size Wiper Arms and Blades

All Black Arms with Tapered Knurl Fits all Saddle Type Wiper Blades

## PANTOGRAPH ARMS - DRY

49-411 - 14"  
49-412 - 16"  
49-413 - 18"  
49-414 - 20"  
49-510 - 22"  
49-416 - 24"  
49-417 - 28"

Fits Saddle Style Blades Shown on this Page

## PANTOGRAPH ARMS - WET

49-421 - 20"  
49-530 - 22"  
49-422 - 24"  
49-423 - 26"  
49-424 - 28"  
49-426 - 31.5"

Fits Saddle Style Blades Shown on this Page

## RADIAL ARMS - DRY

49-431 - 14"  
49-432 - 16"  
49-433 - 18"  
49-434 - 20"  
49-512 - 22"  
49-436 - 24"  
49-437 - 26"

Fits Saddle Style Blades Shown on this Page

## RADIAL ARMS - WET

49-509 - 14"  
49-514 - 16"  
49-513 - 18"  
49-515 - 20"  
49-516 - 22"  
49-517 - 24"  
49-518 - 26"

Fits Saddle Style Blades Shown on this Page

## 49-524

Has straight pivot shaft mount. Fits on 5/8" straight knurl. Popular in UCBC.

## AL-300-4

Wiper Arm Adjusts 13-1/2" to 18-1/2", 3/16" Shepherds Hook

## 49-512

22" Radial Dry, Black Wiper Arm 1/2" Saddle

## 49-510

22" Black Pantograph 1/2" Saddle  
49-530 22" Wet Arm Black Pantograph 1/2" Saddle

## 49-511

22" Silver Pantograph 3/16" Saddle  
49-531 22" Wet Arm Silver Pantograph 3/16" Saddle

## Wet Arm, Black 1/2" Saddle

49-514 - 16"  
49-513 - 18"  
49-515 - 20"  
49-516 - 22"

## Wet Arm, Black 1/2" Plastic Saddle

49-618 - 18"

## WIPER BLADES (SADDLE STYLE)

These blades mount 'saddle style' that bolt through the arm and blade

## Saddle



## Rigid Blade

3/16" Saddle  
HF-16 - 16"  
HF-18 - 18"  
HF-20 - 20"  
HF-22 - 22"

## Black Flex Blade

3/16" Saddle  
M-1616 - 16"  
M-1618 - 18"  
M-1620 - 20"

## Winter Flex Blade

3/16" Saddle  
M-1716 - 16"  
M-1718 - 18"

## Black Flex Blade

1/2" Saddle  
49-550 - 18"  
49-552 - 20"  
49-554 - 22"

## Black Flex Blade

49-492 - 24" with 9mm or 12mm saddle

## WIPER BLADES (CLIP-ON STYLE)

Uses shepherds hook (15/32") (12mm) wide.

Popular on Utilmaster

Uses shepherds hook (23/64") (9mm) wide.

These Clip-on style blades fit standard size shepherds hook (23/64") (9mm) wide. Fits all arm types shown below.

## Black Flex Blade

49-565 - 16"  
49-566 - 18"  
49-567 - 20"  
49-568 - 22"  
49-492 - 24"

## Winter Flex Blade

Uses clip or pin connector  
49-320 - 20"  
49-322 - 22"  
49-324 - 24"

Used on Car, PU and Medium Duty Trucks

## Black Flex Blade

1/2" Saddle  
49-547 - 12"  
49-548 - 14"  
49-549 - 16"  
49-550 - 18"  
49-552 - 20"  
49-554 - 22"  
49-555 - 24"  
49-556 - 26"  
49-557 - 28"  
49-558 - 30"  
49-559 - 32"

## REPLACEMENT WASHER PUMPS &amp; RESERVOIRS



**49-904** - 1 Gallon Reservoir with pump, cap & grounding grommet.

**49-905** - Cap only for 49-904

**WPG1401** - Washer pump with grommet

**AV-19660** - Pigtail harness



**49-920** - 1 Gallon Reservoir with Pump and Cap. Pump motor uses a water tight Packard connector.

- 1 gallon capacity
- Mounts flush to flat surface
- Mounting hole centers at 7-3/4" Wide x 6-1/2" High



**49-907** - 70 oz. Reservoir with pump and cap and grounding grommet.

**AV-19660** - Pigtail harness



**49-906** - 70 oz Reservoir with pump and cap

- 70 oz. capacity
- Mounts flush to a flat surface
- 4 mounting bolts
- Mounting hole centers at 3-5/8" Wide x 6-1/2" High



**49-916** - 1 Gallon stand-up washer reservoir for inside of cab w/pump motor. Popular on Utilimaster.

**49-911** - Pump Motor only

- 1 gallon capacity
- Stand up for inside of cab
- 7" x 7" x 12" High



**49-917** - Pump & grommet, fits UCBC. Uses original Packard connector plug.



**49-910** - 1 Gallon Reservoir with pump and cap

**49-915** - 1.5 Gallon Reservoir with pump and cap

**49-911** - Pump Motor only

**AV-19660** - Pigtail harness

**14002103** - Snap on Cap

- 1 or 1.5 gallon capacity
- Mounts flush to flat surface
- No grounding grommet
- 1 Gallon Dimensions 8-1/2" Wide x 11-1/4" High
- 1.5 Gallon Dimensions 8-1/2" Wide x 15-1/2" High

## SUN VISORS



- Visor: 6" x 28"
- Arm Length: 7.5"
- Arm Mounting Hole Centers: 1.5"
- Arm Distance: 28.5"

**49-858** - Visor

**Measures 6" x 28"**

Universal transparent smoke colored acrylic plastic visor. Easily adjusts and fits any stepvan.

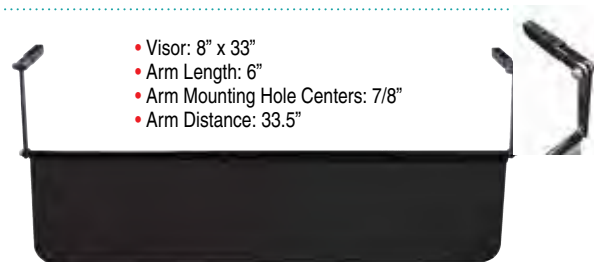


- Visor: 8" x 30"
- Arm Length: 7.25"
- Arm Mounting Hole Centers: 1.5"
- Arm Distance: 32.75"

**49-864** - Visor

**Measures 8" x 30"**

Transparent smoke colored acrylic plastic visor that fits Union City Body.



- Visor: 8" x 33"
- Arm Length: 6"
- Arm Mounting Hole Centers: 7/8"
- Arm Distance: 33.5"

**49-871** - Visor

**Measures 8" x 33"**

Transparent smoke colored acrylic plastic visor. Mounts to upper shelf and brackets in Morgan Olson Stepvans.



**7" x 16" WEST COAST MIRROR HEADS****STUD MOUNT**

**1159**  
Stainless Steel  
with 5/16" studs



**W-180**  
White Steel  
with 5/16" studs



**ML-10-132**  
White Aluminum  
with 5/16" studs



**600807**  
Stainless  
Steel



**600682**  
White  
**NEW**  
**600682K**  
White, Set of 2



**600685**  
Black

**FLANGE MOUNT**

**60-310**  
Aluminum  
Fits International  
'S' Series




**S-158-K**  
Aluminum  
with Yellow  
Chevrons



**S-158-KDV**  
Aluminum with  
Convex Spot  
Mirror with  
Yellow Chevrons



**180**  
6" x 12"  
Aluminum  
with Yellow  
Chevrons



**60-330** Driver Side  
**60-331** Pass. Side  
7" x 16" Heated with  
Bullet Plug that fits  
International



**1157H**  
Heated  
Stainless  
Steel w/wire  
harness w/o  
plug



**SS-1245**  
3/4" Clamp  
with bolt



**612994**  
Dovetail Clamp  
for 1" loop. Used  
to mount spot  
mirrors.



**SS-1251**  
3/4" Twist  
Clamp. Mounts  
on vertical leg  
of loop.



**SS-1247**  
3/4" Clamp,  
Mounts on  
horizontal  
leg of loop.



**159SA** - Left & Right Mirror  
Assembly. White steel loops with  
6" x 16" Aluminum Mirror head  
with Yellow Chevrons. Mounts on  
31" centers.

**Stainless Steel  
Dual Mirror Assemblies  
OEM on Morgan Olson**

35-1/4" Mounting Centers  
7" x 16" Upper Flat Head  
8" Lower Convex Head  
With upper & lower cab feet

**60-5641-LH**  
Driver Side Assembly  
**60-5641-RH**  
Passenger Side Assy  
**60-5689**

35" S.S. Loop only,  
extends out 10-1/2"

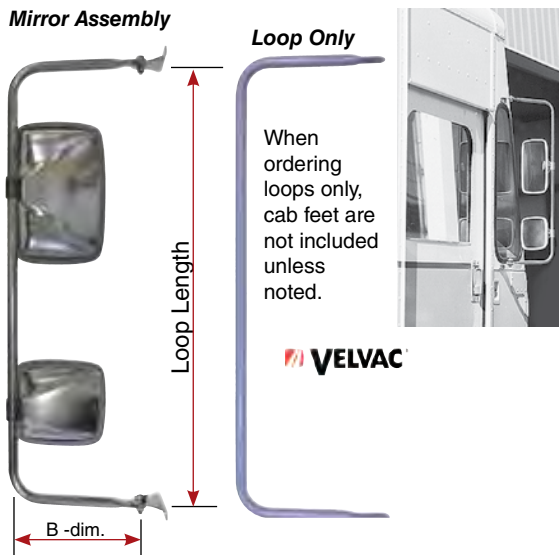
**60-5671**  
8" Round Convex Mirror Only



## Custom Wide Angle Mirror Systems for Walk-in Vans

Custom mirror systems all include 6.5" x 10" upper flat glass and 6.5" x 6" lower convex glass mirror heads. Replacement mirror heads and glass are listed on the following page. All assemblies come with cab feet.

All Mirror Assemblies come with Cab Feet.



### 30" LOOPS WITH PRESETS — with 9" 'B' Dimension

- 712369 - Left Stainless Steel Mirror Assembly
- 712370 - Right Stainless Steel Mirror Assembly
- T-780680-9 - Stainless Steel Loop Only (less cab feet) (each)
- W-780680-9 - White Loop Only (less cab feet) (each)

### 30" LOOPS WITHOUT PRESETS — with 9" 'B' Dimension

- 724007 - Stainless Steel Mirror Assembly (pair)
- 60-516 - Stainless Steel Loop with Cab feet (each)

### 30" LOOPS WITHOUT PRESETS — with 6-1/2" 'B' Dimension

- 712633 - Left White Mirror Assembly (each)
- 712634 - Right White Mirror Assembly (each)
- 712631 - Left Stainless Steel Mirror Assembly. (each)
- 712632 - Right Stainless Steel Mirror Assembly. (each)
- T-7808250 - Stainless Steel Loop Only (less cab feet)

### 33" MIRROR ASSEMBLIES WITHOUT PRESETS

— with 6-1/2" 'B' Dimension

- 727067 - White Mirror Assembly (pair)
- 724008 - Stainless Steel Mirror Assembly (pair)

### 35-1/2" MIRROR ASSEMBLIES WITH PRESETS

— with 10" 'B' Dimension

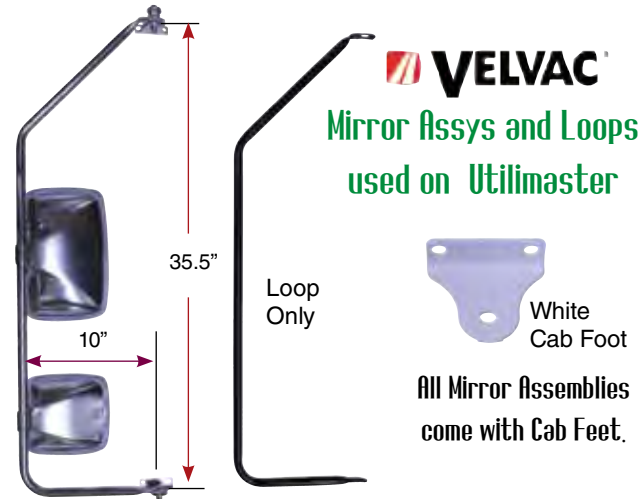
- 713743 - Left Stainless Steel Mirror Assembly
- 713742 - Right Stainless Steel Mirror Assembly
- 713784 - S.S. Loops only with Cab feet (pair)

## Cab Feet with Hardware without Presets



- 757016 - White (set of 4)
- 757015 - Stainless Steel (set of 4)
- W-7901580 - One Cab foot, no hardware (white)

## VELVAC Mirror Assys and Loops used on Utilimaster



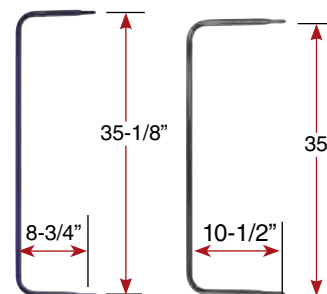
- W7812330 - Loop Only, Span 35.5", White (less cab feet)
- Q7812330 - Loop Only, Span 35.5", Flat Black (less cab feet)
- W7901580 - Cab foot, White
- Q7901580 - Cab foot, Flat Black

- 714958 - Mirror Assy w/Preset, White loops & steel heads, Pair
- 714959 - Left Side Mirror Assembly w/Preset, White loops and white steel heads
- 714960 - Right Side Mirror Assembly w/Preset, White loops and white steel heads

- 714961 - Mirror Assembly w/Preset, Flat Black, Pair
- 714963 - Left Side Mirror Assembly w/Preset, Flat Black
- 714962 - Right Side Mirror Assembly w/Preset, Flat Black

- 714964 - Mirror Assembly w/Preset, Stainless Steel, Pair
- 714965 - Left Side Mirror Assembly w/Preset, Stainless Steel
- 714966 - Right Side Mirror Assembly w/Preset, Stainless Steel

## Loops used on Morgan Olson



- 47005552 - 35-1/8" Black Mirror Loop with 8-3/4" Depth.

- 60-5689 35" Stainless Steel Loop with 10-1/2" Depth. Works with 60-5641 L & R mirror assy shown on previous page.

## MOUNTING HARDWARE

**RIVET-NUT** - Designed for high speed installation of mirror assemblies. Builds nut right into the body of the vehicle. Leave the nut on the body for easy removal and reassembly.



- M-39200 - Rivet-nut Insert Tool
- M-39258 - 1/4"-20 Mandrel



- M-47254 - 1/4"-20 Aluminum Rivet-Nut, 40 pcs Grip Range: .141"-.200"



- AV-13232 - 1/4"-20 Jacknut with screw. Has a 3/16" - 3/8" grip range, 25 pcs.

**VELVAC MIRROR HEADS & GLASS**

Mirror Heads do NOT Include Clamp Kit

**6.5" x 10"  
FLAT GLASS HEADS**

- 704091** .... stainless steel head w/glass  
**704032** .... white steel head w/glass  
**704081** .... gray plastic head w/glass  
**704132** .... white plastic head w/glass  
**704152** .... black plastic head w/glass  
**703102** .... gray gasket for plastic heads  
**702076** .... glass only, for heated or non heated heads

**6.5" x 6"  
FLAT GLASS HEADS**

- 704093** .... stainless steel head w/glass  
**704078** .... white steel head w/glass  
**704178** .... white plastic head w/glass  
**704159** .... black plastic head w/glass  
**703101** .... gray gasket for plastic heads  
**702051** .... flat glass only

**6.5" x 6"  
CONVEX GLASS HEADS**

- 704095** .... stainless steel head w/glass  
**704077** .... white steel head w/glass  
**704177** .... white plastic head w/glass  
**704153** .... black plastic head w/glass  
**703101** .... gray gasket for plastic heads  
**702023** .... convex glass for steel heads  
**702057** .... convex glass for plastic heads


**HEATED MIRROR HEADS**

Part No. Description

- 704315** .... 6.5" x 6" Heated S.S. Mirror Head with **Convex Glass** & Wire Harness  
**704325** .... 6.5" x 10" Heated S.S. Mirror Head with **Flat Glass** & Wire Harness  
**704335** .... Convex glass for heated heads  
**704338** .... 6.5" x 10" Flat glass for heated mirror heads. Glass Only.  
**747053** .... Switch kit, controls 1 or 2 mirror heads. Includes: dash mounted switch with light, terminals, wire ties, grommets and 6' wire

**SPRING LOADED PRESET REPAIR KITS  
FOR EXISTING PRESET & NON PRESET LOOPS****712979****Medium-Duty  
Spring Preset  
Kit**

Replacement kit for mirrors with standard spring presets and used to upgrade mirrors with rubber washer preset.

**Each kit contains:**

- Hex Head Pivot Bolt
- Two Flat Washers
- Retaining Cap
- Nylon Washer
- Tension Spring
- Rivet Plate
- Lock Plate
- Int/Ext Lock Washer
- Elastic Locknut
- Instructions

**748355****Heavy-Duty  
Spring Preset  
Kit**


Improves pivot holding force on mirrors with large loops or large/heavy mirror combinations. Includes upper pivot assy hardware.



Repair worn detents or install preset feature on loops that never had it. If the rivets (detents) are worn out on your loops, use this kit. The stamped stainless steel plate has the detents pressed in. It fits over the rivets that were on the loop originally. The kit also comes with a spring to replace the rubber bushing. No more guesswork for adjusting the tension on the assembly. If you have any truck mirrors without the preset feature, use these kits to give any loop presets without replacing the entire loop.

**RUBBER PRESET HARDWARE KIT  
FOR EXISTING PRESET LOOPS****748010**

Replacement kit for mirrors with Velvac rubber preset pivots and Velvac mirrors with rubber washer style presets. Uses 5/16"-18 x 1-1/2" stainless steel bolt. The loops must already have the preset studs for this replacement to work. Sold each.

**MIRROR HEAD MOUNTING CLAMPS  
FOR 3/4" OR 1" TUBING**

**SS-1245**  
3/4" Clamp  
with bolt



**612994**  
Dovetail Clamp  
for 1" loop. Used  
to mount spot  
mirrors.



**SS-1251**  
3/4" Twist Clamp. Mounts  
on vertical leg of loop.




**SS-1247**  
3/4" Clamp, Mounts on  
horizontal leg of loop.



## VELVAC 2020 BLACK MIRRORS

These mirror assemblies feature the original appearance and unique pivot design which allows the mirror to rotate safely 80° forward or rearward if impacted or when manually pivoting the mirror for tight spaces. This new mirror replaces the original equipment mirrors and installs in existing mounting pockets using factory mounting holes.

Foldaway mirrors return to preset driving position without readjustment or need for tools.

2020 Assembly  
Standard Head2020 Assembly  
Deluxe Head

## 2003 &amp; NEWER FORD E-SERIES CUTAWAY VAN MIRRORS

Body Width	Head	Top	Bot.	Pair	RH	LH
86"	Standard	M		715401	715402	715403
86"	Standard	H/R		715419	715420	715421
96"	Standard	M		715404	715406	715405
96"	Standard	H/R		715422	715424	715423
96"	Standard/L	H/R		715455	715456	715457
96"	Deluxe	M	M	715449	715450	715451
96"	Deluxe/L	H/R	H/M	715437	715438	715439

## 1997 &amp; NEWER CHEVY/GMC EXPRESS/SAVANNA MIRRORS

Body Width	Head	Top	Bot.	Pair	RH	LH
78"	Deluxe	M	M	7183895	7183905	7183915
86"	Standard	M		714601	714602	714603
86"	Standard	H/R		714604	714606	714605
86"	Deluxe	M	M	714591	714592	714593
96"	Standard	M		714557	714558	714559
96"	Standard	H/R		714563	714564	714565
96"	Standard/L	H/R		714569	714570	714571
96"	Deluxe	M	M	714545	714546	714547
96"	Deluxe/L	H/R	H/M	714551	714552	714553

## 2020 MIRROR HEADS &amp; GLASS



Standard heads feature one piece flat glass plus a stick-on convex wedge mirror.

## 2020 Standard Mirror Heads

Description	Pass Side	Drivers Side
Black Non-Heated, 1" post	714575	714575
Black Heated, 1" post	714577	714577
Black 2015 Head**, 3/4" post	714256	714256

## Glass Kits

Flat Glass only	709407	709407
Wedge Mirror	61-485	61-485

\*\*Uses elbow to retain mirror to arm



Deluxe heads include adjustable flat and convex glass.



747758



709589

## 2020 Deluxe Mirror Heads with 1" Posts

Description	Pass Side	Drivers Side
Black Manual Head*	714580	714579
Black H/R Flat - Man. Convex*	714582	714581

## Glass Kits

Heated Flat Glass Only	709448	709448
Flat Glass Assy w/backing	709770	709770
Heated Flat Glass w/backing	709644	709644
Flat Glass Motor Actuator	747758	747758
Heated Convex Glass	709449	709449
Convex Repair Kit	709589	709589

\*Uses set screw to retain mirror to arm

## VELVAC 2020XG BLACK MIRRORS



2020XG Assembly



Mirror heads are black in color. Arms attach to the side of the mirror head.



## 2020XG Deluxe Mirror Heads

Description	Pass Side	Drivers Side
Black Manual Head	715986	715985
Black H/R Flat - Man. Convex*	715990	715989

## Glass Kits (glass only comes w/heat elements)

Heated Flat Glass Only	716104	716103
Heated Convex Glass	716106	716105

## 2003 &amp; NEWER FORD E-SERIES CUTAWAY VAN MIRRORS


Body Width	Head	Top	Bot.	Pair	RH	LH
96"	Deluxe	M	M	715899	715900	715901
96"	Deluxe/L	H/R	H/M	716346	716348	716347

## 1997 &amp; NEWER CHEVY/GMC EXPRESS/SAVANNA MIRRORS

Body Width	Head	Top	Bot.	Pair	RH	LH
96"	Deluxe	M	M	715911	715912	715913
96"	Deluxe/L	H/R	H/M	716352	716354	716353

## Key

M	Manual Head Control	R	Remote Head Control
H	Heated Mirror Head	L	Lighted Arm

**VELVAC DELUXE 2025 MIRRORS with 13-3/4" H X 9" W HEADS**  
POPULAR ON UTILIMASTER AND U.C.B.C AND FOR TRUCKS & GLASS A RVs**BLACK MIRROR SYSTEMS** For White or Chrome go to MillSupply.com and check our RV site  
**HEATED & REMOTE CONTROL FLAT GLASS - HEATED MANUAL CONVEX GLASS**

713801 - Driver Side - Black, Deluxe Mirror Head with Heated/Remote Glass

713802 - Passenger Side - Black, Deluxe Mirror Head with Heated/Remote Glass


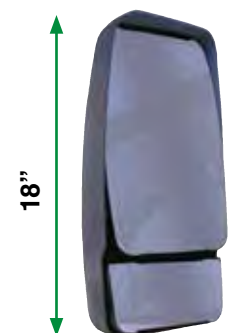
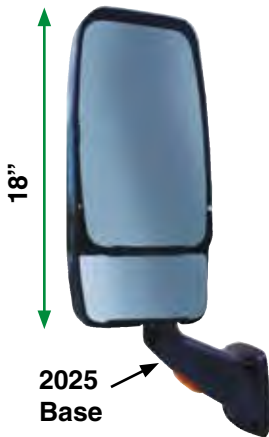
**MANUALLY ADJUSTABLE FLAT & CONVEX GLASS**

713855 - 2025 Velvac Mirror System, Drivers Side, Black. Manually Adjustable Glass

713856 - 2025 Velvac Mirror System, Passenger Side, Black. Manually Adjustable Glass

Dim: 13.75"H x 9"W  
62 sq. in. flat glass  
30 sq. in. convex glass**DELUXE BLACK MIRROR HEADS & PARTS**

Description	Pass Side	Drivers Side
Black Manual Head*	714580	714579
Black H/R Flat - Man. Convex*	714582	714581
<b>Glass Kits (Used on Black, White, Chrome)</b>		
Heated Flat Glass Only	709448	709448
Flat Glass Assy w/backing	709770	709770
Heated Flat Glass w/backing	709644	709644
Flat Glass Motor Actuator	747758	747758
Heated Convex Glass	709449	709449
Convex Repair Kit***	709589	709589
Convex Glass Motor Actuator	747541-7	747541-7

**VELVAC VMAX 2025 MIRRORS with 18" H X 9" W HEADS**Dim: 18"H x 9.25"W  
98.7 sq. in. flat glass  
30.1 sq. in. convex glass**BLACK MIRROR SYSTEMS** For White or Chrome go to MillSupply.com and check our RV site  
**HEATED & REMOTE CONTROL FLAT GLASS - HEATED MANUAL CONVEX GLASS**

714881 - Driver Side - Black, VMax Mirror Head with Heated/Remote Glass

714882 - Passenger Side - Black, VMax Mirror Head with Heated/Remote Glass

**HEATED & REMOTE CONTROL FLAT GLASS - HEATED MANUAL CONVEX GLASS**  
with **MARKER ON ARM** (shown)

715135 - Driver Side - Black, VMax Mirror Head with Heated/Remote Glass

715136 - Passenger Side - Black, VMax Mirror Head with Heated/Remote Glass

**VMax BLACK MIRROR HEADS & PARTS**

Description	Pass Side	Drivers Side
Black H/R Flat - Man. Convex*	714944	714945
<b>Glass Kits (Used on Black, White, Chrome)</b>		
Heated Flat Glass Only	709450	709450
Flat Glass Assy w/backing	709645	709645
Heated Flat Glass w/backing	709644	709644
Flat Glass Motor Actuator	747673	747673
Heated Convex Glass	709650	709650
Convex Repair Kit w/actuator	709651	709651
Top Hat Add-on Convex Mirror	715372	715372
Remote & Heater Switch	747198	

747198



**VELVAC VMAX REVOLUTION MIRRORS with 18"H X 9"W HEADS***For White or Chrome go to [MillSupply.com](http://MillSupply.com) and check our RV site***BLACK MIRROR SYSTEMS****HEATED & REMOTE CONTROL FLAT GLASS - HEATED MANUAL CONVEX GLASS**


715269 - Driver Side - Black, VMax Mirror Head with Heated/Remote Glass

715270 - Passenger Side - Black, VMax Mirror Head with Heated/Remote Glass

**HEATED & REMOTE CONTROL FLAT GLASS - HEATED MANUAL CONVEX GLASS  
with MARKER ON ARM (shown)**

715267 - Driver Side - Black, VMax Mirror Head with Heated/Remote Glass


715266 - Passenger Side - Black, VMax Mirror Head with Heated/Remote Glass



747198



747673



709450



715372



709644




709650



709651

**BLACK MIRROR HEADS & PARTS**

Description	Pass Side	Drivers Side
Black H/R Flat - Man. Convex*	714944	714945
<b>Glass Kits</b>		
Heated Flat Glass Only	709450	709450
Flat Glass Assy w/backing	709645	709645
Heated Flat Glass w/backing	709644	709644
Flat Glass Motor Actuator	747673	747673
Heated Convex Glass	709650	709650
Convex Repair Kit w/actuator	709651	709651
Top Hat Add-on Convex Mirror	715372	715372
Remote & Heater Switch	747198	



Dim: 18"H x 9.25"W  
98.7 sq. in. flat glass  
30.1 sq. in. convex glass



**For CHROME or WHITE MIRRORS  
go to [MILLSUPPLY.COM](http://MILLSUPPLY.COM) and  
Click on our RV site to see our  
complete selection.**



**ROSCO ACCUSTYLE MIRROR HEADS, GLASS & ARMS****ACCUSTYLE 8" X 15" Black Mirror Heads that Mount from the Bottom**

Part No	Description	Hand Adjustable	Heated	Motorized	LED Arrow in Glass
<b>61-815</b>	8" x 15" Dual Head	Yes	No	No	No
<b>61-8151</b>	8" x 15" Dual Head	No	Yes	Yes	No
<b>61-8154-LH</b>	Left 8" x 15" Dual Head	No	Yes	Yes	Yes
<b>61-8154-RH</b>	Right 8" x 15" Dual Head	No	Yes	Yes	Yes

**ACCUSTYLE 8" X 15" Replacement Parts**

<b>815-795</b>	7" x 9.5" Flat Glass	--	No	--	No
<b>815-795H</b>	7" x 9.5" Flat Glass	--	Yes	--	No
<b>815-7954-LH</b>	7" x 9.5" Left Flat Glass	--	Yes	--	Yes
<b>815-7954-RH</b>	7" x 9.5" Right Flat Glass	--	Yes	--	Yes
<b>815-7952</b>	7" x 9.5" Flat Mirror Carrier	Yes	--	No	--
<b>815-7951</b>	7" x 9.5" Flat Mirror Carrier	No	--	Yes	--
<b>815-74</b>	7" x 4" Convex Glass	--	No	--	No
<b>815-74H</b>	7" x 4" Convex Glass	--	Yes	--	No
<b>815-742</b>	7" x 4" Convex Mirror Carrier	Yes	--	No	--
<b>815-741</b>	7" x 4" Convex Mirror Carrier	No	--	Yes	--

**ACCUSTYLE 8" X 17" Black Mirror Heads that Mount from the Bottom**

Part No	Description	Hand Adjustable	Heated	12V Motorized	LED Arrow in Glass
<b>63-818</b>	8" x 17" Dual Head	Yes	No	No	No
<b>63-8181</b>	8" x 17" Dual Head	No	Yes	Yes	No
<b>63-8184-LH</b>	Left 8" x 17" Dual Head	No	Yes	Yes	Yes
<b>63-8184-RH</b>	Right 8" x 17" Dual Head	No	Yes	Yes	Yes

**ACCUSTYLE 8" X 17" Replacement Parts**

<b>818-795</b>	7" x 9.5" Flat Glass	--	No	--	No
<b>818-795H</b>	7" x 9.5" Flat Glass	--	Yes	--	No
<b>818-7954-LH</b>	7" x 9.5" Left Flat Glass	--	Yes	--	Yes
<b>818-7954-RH</b>	7" x 9.5" Right Flat Glass	--	Yes	--	Yes
<b>818-7952</b>	7" x 9.5" Flat Mirror Carrier	Yes	--	No	--
<b>818-7951</b>	7" x 9.5" Flat Mirror Carrier	No	--	Yes	--
<b>818-76</b>	7" x 6" Convex Glass	--	No	--	No
<b>818-76H</b>	7" x 6" Convex Glass	--	Yes	--	No
<b>818-762</b>	7" x 6" Convex Mirror Carrier	Yes	--	No	--
<b>818-761</b>	7" x 6" Convex Mirror Carrier	No	--	Yes	--

Call for other options. Mirror heads are available for top or through mount, large one piece flat or curved glass and/or with a camera.

**ROSCO ACCUSTYLE MIRROR ARMS FOR 96" WIDE BODIES****ARMS that fit 2008-ON FORD E-SERIES CUTAWAY VANS**

Part No	Description	Hand Adjustable	Heat Wires	Remote Wires
<b>65-3748</b>	Left Door Mount Arm	Yes	No	No
<b>65-3749</b>	Right Fender Mount Arm	Yes	No	No
<b>65-3840</b>	Left Door Mount Arm	Yes	Yes	No
<b>65-3747</b>	Right Fender Mount Arm	Yes	Yes	No
<b>65-3803</b>	Left Door Mount Arm	No	Yes	Yes
<b>65-3745</b>	Right Fender Mount Arm	No	Yes	Yes

**ARMS that fit 2015-18 FORD TRANSIT CUTAWAY VANS**

<b>73-4862</b>	Left Door Mount Arm	Yes	No	No
<b>73-4928</b>	Right Door Mount Arm	Yes	No	No
<b>73-4959</b>	Left Door Mount Arm	Yes	Yes	No
<b>73-4960</b>	Right Door Mount Arm	Yes	Yes	No
<b>73-4911</b>	Left Door Mount Arm	No	Yes	Yes
<b>73-4956</b>	Right Door Mount Arm	No	Yes	Yes

**ARMS that fit 04-ON CHEVY EXPRESS CUTAWAY VANS**

<b>70-3711</b>	Left Door Mount Arm	Yes	No	No
<b>70-2785</b>	Right Fender Mount Arm	Yes	No	No
<b>70-3754</b>	Left Door Mount Arm	Yes	Yes	No
<b>70-2786</b>	Right Fender Mount Arm	Yes	Yes	No
<b>70-3811</b>	Left Door Mount Arm	No	Yes	Yes
<b>70-3770</b>	Right Fender Mount Arm	No	Yes	Yes



Typical Chevy Door Mount Arm



Typical Ford E-Series Door Mount Arm



Typical Ford Transit Passenger Door Arm



Typical Passenger Fender Mount Arm

**STUD MOUNT SPOT MIRRORS****708556**

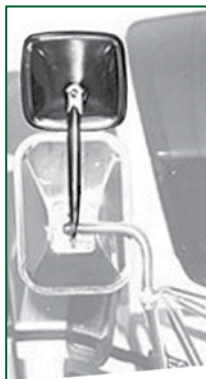
- 8-1/2" Dia.
- Chrome
- "L" bracket
- Stud in Center

**61-457 Stainless Steel**  
**61-455 Black**

- 5" Dia.
- Stainless Steel or Black
- "L" bracket
- 5" Extension Arm
- Tube Clamp
- Stud in Center

**708560**

- 8-1/2" Dia.
- Heated
- Stainless Steel
- "L" bracket
- Offset Stud

**61-475**


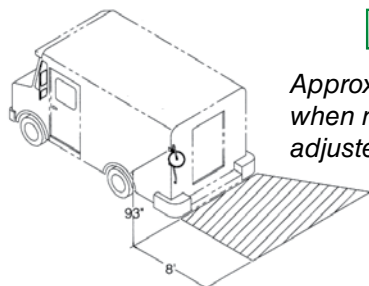
- 7-1/2" Dia.
- Stainless Steel
- "L" bracket
- 1/4" Offset Stud

**STICK-ON SPOT MIRRORS****61-486**

4" x 5-1/2"

**61-482** - 2" dia.**61-483** - 3" dia.**61-484** - 3-1/2" dia.**61-485**Corner Mount  
Spot Mirror  
3-3/8" x 3-3/8"**712245**

- 6" x 6.5"
- Stainless Steel
- Extension Arm
- Stud in Center

**SS-1245**3/4" Clamp  
with bolt**612994**1" Two piece  
Dovetail Clamp  
with 3/8" hole**723080**Stainless steel  
"L" Bracket**REAR CROSS VIEW SAFETY MIRRORS**

Approximate field of vision  
when mirror is properly  
adjusted. Field of vision should  
include entire rear  
bumper as a reference.

**FIXED POSITION  
REAR CROSS VIEW SYSTEMS**

A universal mounting bracket lets  
this mirror mount to any flat surface.  
Kit includes: 10" wide view mirror  
head, reinforced 3/4" O.D. tubing  
arm, heavy duty mounting bracket,  
and stainless steel hardware.

**10" WHITE ASSEMBLY**Complete Assembly ..... **712644**White Mirror Head Only ..... **709217A**White Bracket Kit Only ..... **712642****10" STAINLESS STEEL  
ASSEMBLY**Complete Assembly ..... **712643**Stainless Steel Mirror Head Only .... **709218**S.S. Bracket Kit Only ..... **712641****BREAK-AWAY REAR CROSS VIEW SYSTEM**

Allows mirror to pivot when struck by an object.

Stainless Steel  
Arm and Mirror HeadBreak-Away System with mirror head ..... **61-005**Arm only with hardware, stainless steel ..... **MB-647**10" Mirror Head only, stainless steel ..... **709218****REBOUND™ REAR CROSS VIEW SYSTEM**

Rosco's "Rebound™ Technology"  
allows the wrap around mirror arm,  
not the mirror head, to be hit. The  
arm springs back in its original place  
when the vehicle moves away from the  
obstruction. The mirror head always  
remains properly adjusted for safe  
and effective rear cross viewing. The  
11" diameter mirror, arm, mount and  
hardware are stainless steel for long  
lasting durability.

Side Mount Rebound™ System ..... **61-020**Rear Mount Rebound™ System ..... **61-022**

## LED WORK LIGHTS



**700 Lumen  
Hella LED Worklight  
4-1/4" Round**

**67-821**

- 700 Lumen Flood Beam
- Multivolt 9-33 VDC
- 9 Watt
- Die-Cast Alum. Housing
- Stainless Steel Mount
- Submersible
- 6-LEDs
- 6500K Color Temp



**2000 Lumen  
White or Amber  
Hella LED Worklight  
4-1/4" Round**

**67-900 White**

**67-905 Amber (Ideal  
for cutting thru snow)**

- Flood Beam
- Multivolt 9-33 VDC
- 24 Watt
- Die-Cast Alum. Housing
- Stainless Steel Mount
- Submersible
- 14-LEDs
- 6500K Color Temp



**2000 Lumen  
4" Square  
LED Worklight**

**67-910**

- Flood Beam
- Multivolt 12-24 VDC
- 24 Watt
- Die-Cast Alum. Housing
- Stainless Steel Mount
- Submersible
- 14-LEDs



**Brilliant Bright  
3000 Lumens**



**3000 Lumen  
4" Square  
LED Worklight**

**67-925**

- Flood Beam
- Multivolt 12-48 VDC
- 30 Watt
- Die-Cast Alum. Housing
- Deutsch Connectors
- 9-LEDs
- 6000K Color Temp
- Submersible
- 4-7/8"H x 4"W x 2-7/8"D

## LED RECTANGULAR WORK LIGHTS

<b>67-910</b>	Square Flood Work Light, 2000 Lumens, <b>14 LEDs</b>	<b>\$58.61</b>
<b>67-925</b>	Square Flood Work Light, 3000 Lumens, <b>9 LEDs</b>	<b>\$76.00</b>



**1492238 - 6" LED Flood Scene Light - Surface Mount**

- Ideal for above overhead or side cargo doors.
- Broadcasts a bright 2296 lumens of light across a wide area.
- Rated IP67 for dust and water resistance.
- Easily installs on any flat surface with 20" blunt-cut leads.
- 5-year warranty.

## LED ROUND WORK LIGHTS

<b>67-821</b>	Round Flood Work Light, 700 Lumens, <b>6 LEDs</b>	<b>\$30.25</b>
<b>67-900</b>	Round Flood Work Light, 2000 Lumens <b>14 LEDs</b>	<b>\$60.50</b>
<b>67-905</b>	Amber Round Flood Light, 2000 Lumens, <b>14 LEDs</b>	<b>\$59.95</b>



**1492135 - 5.5" LED Flood Work Light - Post Mount**

- Ideal for work trucks, stepvans, and more.
- Provides 1620 lumens of light across a wide area.
- Rated IP67 for dust and water resistance.
- Easily installs with S.S. post mount with 36" blunt-cut leads.
- 5-year warranty.



**1492235 - 6" LED Flood Work Light - Post Mount**

- Provides 2880 lumens of light across a wide area.
- IP67 rated for water and dust resistance.
- Narrow profile for tight spaces.
- Great for stepvans, trailers, and more.
- Hardwired with a steel post base for mounting.
- 5-year warranty.



**MWL-52 - 11" LED 90-Degree Work/Scene Light - Surface Mount**

- Polycarbonate Lens & Aluminum Housing
- Bright 2500 lumen light to illuminate above, below or to the side.
- Dust and water resistance.
- Easily installs on any flat surface with 11" blunt-cut leads.
- 2-Hole surface mount on 10" Centers
- Dimensions: 10.7" W X 1.8" H X 1.6" D
- 5-year warranty.

## SCENE &amp; FLOOD WORK LIGHTS

<b>1492135</b>	5.5" LED Flood Work Light, 1620 Lumens, Post Mount	<b>\$47.88</b>
<b>1492235</b>	6" LED Flood Work Light, 2880 Lumens, Post Mount	<b>\$61.01</b>
<b>1492238</b>	6" LED Flood Scene Light, 2296 Lumens, Surface Mount	<b>\$55.37</b>
<b>MWL-52</b>	11" LED Flood Work Light, 2500 Lumens, Surface Mount	<b>\$143.92</b>

**NEW ITEM** Prices subject to change without notice.



**LED COMPOSITE HEADLIGHTS**


The New LED Lighting is the perfect forward lighting solution for fleets and owner operators. With 100% polycarbonate construction the lights are ultra light weight. The lens are hard coated with SiLFORT UVH3000. All lamps have 2 or 3 Pin Male H4 connector.

**7" Round LED Lights Retrofit ANSI# 6014, 6015, 6016, H6024  
LED Dual Beam****3 Year Warranty****MHLE-07HILO****FEATURES & BENEFITS**

FMVSS-108 & CMVSS-108 Compliant  
SiLFORT Hard Coated Lens  
Polycarbonate Lens & Housing

**SPECIFICATIONS**

LEDs: 12  
Voltage: Auto Select 12/24VDC  
Connector: 3 Blade Male H4  
Legal Heading: DOT SAE HL  
Lumens: 400 Low 1100 High

**LED Heated Lens Dual Beam****3 Year Warranty****527-6707****FEATURES & BENEFITS**


MaxxHeat Heating Element  
Heater Automatically Turns On & Off  
"Heat On" Indicator Light  
Polycarbonate Lens/Housing with Hard  
Coat / UV Protection

**SPECIFICATIONS**

LEDs: 12  
Voltage: 12/24VDC  
Amp at 12.8V Heat Off: 0.8A (Low), 1.6A (High)  
Amp at 12.8V Heat On: 2.9A (Low), 3.7A (High)  
Dimensions: 7.0" Diameter x 3.75" Depth  
Connector: 3-Pin Male H4  
Legal Heading: DOT SAE HL

**LED 7" ROUND HEADLIGHTS**

<b>MHLE-07HILO</b>	7" Round Hi/Lo Dual Beam Headlight	<b>\$127.92</b>
<b>527-6707</b>	7" Round <b>Heated</b> Hi/Lo Dual Beam Headlight	<b>\$179.95</b>

**5 x 7 Rectangular Retrofits ANSI# 6052, 6053, H6054  
LED Dual Beam****3 Year Warranty****MHLE-5X7HILO****FEATURES & BENEFITS**

FMVSS-108 and CMVSS-108 Compliant  
SiLFORT Hard Coated Lens  
Polycarbonate Lens & Housing  
3 Year Warranty

**SPECIFICATIONS**

LEDs: 12  
Voltage: Auto Select 12/24VDC  
Connector: 3 Pin Male H4  
Dimensions: 7.9" x 5.6" x 3.9"  
Amp Draw: 1.6A 12V / 0.8A 24V  
Lumens: 400 Low 1100 High

**Maxxima****LED Heated Lens Dual Beam****3 Year Warranty****527-5760****FEATURES & BENEFITS**

MaxxHeat Heating Element  
Heater Automatically Turns On & Off  
"Heat On" Indicator Light  
Polycarbonate Lens/Housing with Hard  
Coat / UV Protection

**SPECIFICATIONS**

LEDs: 12  
Voltage: 12/24VDC  
Amp at 12.8V Heat Off: 0.8A (Low), 1.6A (High)  
Amp at 12.8V Heat On: 2.9A (Low), 3.7A (High)  
Dimensions: 5.6"H x 7.9"W x 3.9"D  
Connector: 3-Pin Male H4  
Legal Heading: DOT SAE HL

**LED 5"x 7" HEADLIGHTS**

<b>MHLE-5X7HILO</b>	5 x 7 Rect. Hi/Lo Dual Beam Headlight	<b>\$129.52</b>
<b>527-5760</b>	5 x 7 Rect. <b>Heated</b> Hi/Lo Headlight	<b>\$179.92</b>



**M-50915** Headlight Load Equalizer Module with 36" leads. When changing DRL (Daytime Running Lights) from incandescent to LED it is required to use a load equalizer in order for the LED lights to work properly. Rated at 10 ohm with a 50 watt resistor. **\$18.95**

**90MM LED HEADLIGHTS**

<b>527-6700</b>	90mm LED Hi/Lo Dual Beam Headlight	<b>\$253.43</b>
<b>527-6701</b>	90mm LED Low Beam Headlight	<b>\$194.92</b>
<b>527-6702</b>	90mm LED Hi Beam Headlight	<b>\$194.95</b>

Our 90mm LED headlamps come in a low beam, high beam, and a combination HI/LO dual beam. These light features an aluminum housing and UV hardcoat-protected polycarbonate lens and is backed by a 5-year warranty.

**FEATURES**

90mm LED Headlight  
Polycarbonate Lens  
UV Hardcoat  
Cast Aluminum Housing  
5 Year Warranty

**SPECIFICATIONS**

Voltage: 12/24VDC  
Amp Draw: 2.2A 12V / 1.3A 24V  
Dim: Dual HI/LOW Beam: 4.16"W x 4.56"H x 6.73"D  
Dim: Low Beam: 4.13" W x 4.13" H x 5.9" D  
Lens: 90MM  
Mounting: 4 Bolt 3.35" Center to Center  
Connector: 15" Cable with 3-pin DryFit or H9/H11  
Legal Heading: DOT VOR SAE HL  
DOT / SAE: J2650

**NEW ITEM**

Prices subject to change without notice.

**LED 4 X 6 COMPOSITE HEADLIGHTS**

4 x 6 Rectangular Retrofits ANSI# H4656 Lo; H4651 Hi

**3 Year Warranty****527-4680**  
**527-4682****FEATURES & BENEFITS**

FMVSS-108 and CMVSS-108 Compliant  
 SiIFORT Hard Coated Lens  
 Polycarbonate Lens & Housing  
 Retrofits ANSI# H4656  
 3 Year Warranty

**SPECIFICATIONS**

LEDs: 5  
 Voltage: Auto Select 12/24VDC  
 Connector: 3 Pin Lo/2 Pin Hi, Male H4  
 Dimensions: 6.6" x 4.2" x 3.4"  
 Amp Draw: 0.8A 12V / 0.4A 24V  
 Lumens: 700 Low; 750 High

*Visit [millsupply.com](http://millsupply.com) for more  
 information on the heated and  
 Vionic DRL 4 x 6 headlights*



**M-50914** Headlight Load Equalizer Module with 36" leads. When changing DRL (Daytime Running Lights) from incandescent to LED it is required to use a load equalizer in order for the LED lights to work properly.

**LED 4"x 6" HEADLIGHTS**

<b>527-4680</b>	4"x6" Rectangular Lo Beam Headlight	<b>\$94.22</b>
<b>527-4682</b>	4"x6" Rectangular Hi Beam Headlight	<b>\$99.66</b>
<b>527-4684</b>	4"x6" <b>Heated</b> Rect. Lo Beam Headlight	<b>\$169.92</b>
<b>527-4685</b>	4"x6" <b>Heated</b> Rect. Hi Beam Headlight	<b>\$169.92</b>
<b>M-50914</b>	Headlight Load Equalizer Module, 36" leads	<b>\$17.95</b>

**INCANDESCENT 7" ROUND HEADLIGHTS****INCANDESCENT 7" ROUND HEADLIGHTS**

<b>65-007</b>	7" Round Halogen Sealed High/Low Beam	<b>\$18.70</b>
<b>65-007K</b>	Two 7" Round Halogen Sealed High/Low Beams	<b>\$36.27</b>
<b>65-002</b>	7" Headlight w/ bulb, chrome door & metal bucket OE on Morgan Olson & Utilimaster with headlight mounted in one-piece hood.	<b>\$97.95</b>
<b>65-003</b>	7" Headlight with stainless steel retaining ring, galvanized bucket and weatherpack plug. Use with 36-543	<b>\$83.95</b>
<b>36-543</b>	Chrome trim ring for 65-003	<b>\$41.88</b>
<b>65-004</b>	7" Conversion Headlight assembly used on Grumman bodies w/ Ford chassis. Incl: 65-002, retaining ring, harness	<b>\$123.51</b>
<b>36-222</b>	Headlight bezel for 7" round light. Fits Utilimaster.	<b>\$28.40</b>

**NEW ITEM****5 X 7 INCANDESCENT HEADLIGHTS****65-005**  
**65-005K****95-140****95-152****921-3312**  
**921-3316****HL-6054-H**

*Visit [millsupply.com](http://millsupply.com) for 4 x 6  
 headlight bulbs*

**INCANDESCENT 5"x 7" HEADLIGHTS**

<b>65-005</b>	Headlight with Lexan housing and Chrome Door, 10-1/2" W x 8-1/4"H x 6"D	<b>\$91.91</b>
<b>65-005K</b>	Set of (2) 65-005 Headlight & Chrome Door	<b>\$178.30</b>
<b>36-228</b>	Chrome Headlight Door Only for 65-005	<b>\$22.50</b>
<b>HL-6054-H</b>	7x5 Rectangular Halogen High/Low Beam	<b>\$16.50</b>
<b>921-3312</b>	LH Dual Halogen Headlight Assy w/chrome door Black Poly Body 15-3/8"x 6-3/8"x5-1/2"D, (1)High beam (1) High/Low	<b>\$140.91</b>
<b>921-3316</b>	RH Dual Halogen Headlight Assy w/chrome door Black Poly Body 15-3/8"x 6-3/8"x5-1/2"D, (1)High beam (1) High/Low	<b>\$140.91</b>
<b>447-412315</b>	Chrome Dual Headlight Door only for 921-3312 or 921-3316	<b>\$31.70</b>
<b>95-140</b>	Universal 2B1 halogen high/low beam assy with 'ready-to-mount' adjustable capsule. Chrome trim ring holds in headlight. Ideal for new and complete replacement applications.	<b>\$50.95</b>
<b>95-152</b>	Hella Headlight capsule with frame, uses B-9004 bulb. Overall Dim: 8-1/2"H x 13-7/8"W; Mounting Holes on 7-1/2" and 11-5/8" centers	<b>\$137.95</b>
<b>43-519</b>	Pigtail for 3 prong headlight	<b>\$4.70</b>



<b>65-010-LH</b>	Left headlight assembly for Morgan Olson with the Freightliner chassis. Aftermarket	<b>\$91.95</b>
<b>65-010-RH</b>	Right headlight assembly for Morgan Olson with the Freightliner chassis, Aftermarket	<b>\$91.95</b>

**LED FORWARD LIGHTING****PLB-630A: 4.4"L x 1.4"H x 1.2"D**

- Polycarbonate Lens
- Stainless Steel Mounting Bracket
- Black Cast Aluminum Housing
- 2 Wire Leads
- 5 Year Warranty

**LED PROJECTOR & DAYTIME RUNNING LIGHT****PLB-630-A** Projector Light, 3 x 1 Watt White LEDs, **3 LEDs** **\$35.62**

Prices subject to change without notice.



## LED (S/T/T) STOP/TAIL/TURN &amp; (F/P/T) FRONT/PARK/TURN LIGHTS

Many Truck-Lite LED Lights use a Water Tight (WT) Amp connector that keeps water, salt and other elements out. When a connector is included with the light it uses the 94706 so you can convert your incandescent light to the new (WT Amp Connector) LED. See connectors on next page.

Light size: 4.35" Dia.

White Flange  
Popular on  
Cintas

**Truck-Lite**  
Lifetime Warranty

S/T/T - Stop/Tail/Turn



94706 - Jumper from PL3 to (WT) Water-Tight Amp Connector

6, 42 & 60 LED Pattern Red & Yellow Lights

## LED 4" ROUND GROMMET MOUNT LIGHT

44030-RD	Red S/T/T with Grommet & WT Pigtail	6 LEDs	\$29.38
44302-RD	Red S/T/T Light Only (WT)	6 LEDs	\$25.62
44203Y	Yellow Front Park/Turn Only (WT)	60 LEDs	\$75.77
40700	Grommet, open back, black		\$2.17

## LED 4" ROUND FLANGE MOUNT LIGHT

44328-RD	Red S/T/T, <i>White Flange</i> (WT)	6 LEDs, no pigtail	\$27.67
44322-RD	Red S/T/T, <i>Gray Flange</i> (WT)	6 LEDs, no pigtail	\$27.67
44233-Y	Yellow F/P/T, <i>White Flange</i> (WT)	60 LEDs, no pigtail	\$87.59
44284-Y	Yellow Rear Turn with <i>White Flange</i> (WT)	6 LEDs, no plug	\$49.20
94706	Jumper from PL3 to a (WT) Water-Tight Amp Connector, 8" long, 3-wire		\$7.53

Light size: 4.31" Dia.

24 LEDs Lights

Order Grommet  
Separately



**Signal-Stat**

2-Year Warranty

## LED 4" ROUND GROMMET MOUNT LIGHT

4050-RD	Red S/T/T (PL3)	24 LEDs	\$21.95
4050-A	Yellow Front/Park/Turn (PL3)	24 LEDs	\$22.20
40700	Grommet, open back, black		\$2.17

4" Round Light with Outer Reflector  
Overall Size: 5.6" Dia. x .7" Deep

**Maxxima**  
5-Year Warranty



- Outer Red Reflector
- 7 Superflux LEDs
- Acrylic Lens/Poly Housing
- Gasket Included
- 12.8 VDC, 180ma, 200ma clear
- PL3 Connector on 5" lead wire
- 3 Hole Mount

## LED 5.6" STOP/TAIL/TURN LIGHT with REFLECTOR

M-42354R	Red S/T/T, reflective flange mount (PL3)	7 LEDs	\$18.81
M-42355R	Red S/T/T, reflective flange mount (WT)	7 LEDs	\$16.11
M-42354	Clear LED Back Up Light (PL3)	10 LEDs	\$26.91



PL3

(WT) AMP  
Water tight



Light size: 4.25" Dia.

**Maxxima**  
5-Year Warranty



Order Grommet  
Separately

PL3

S/T/T Stop/Tail/Turn

F/R/P/T Front/Rear/Park/Turn - Used for Park & Turn

## LED 4" ROUND GROMMET MOUNT LIGHT

M-42346R	Red S/T/T (PL3)	6 LEDs	\$12.24
M-42344R	Red S/T/T (WT)	6 LEDs	\$12.24
M-42322R	Red S/T/T (PL3)	9 LEDs	\$16.11
M-42339Y	Yellow Park/Rear/Turn (PL3),	9 LEDs	\$15.75
M-42347	Clear Back-Up Light only (PL3)	9 LEDs	\$29.91
M-42324	Clear Back-Up Light only (PL3)	18 LEDs	\$31.59
40700	Grommet, open back, black		\$2.17

## LED 4" ROUND FLANGE MOUNT LIGHT

M-42323R	Red S/T/T with Black flange (PL3)	9 LEDs	\$17.01
M-42120R	Red S/T/T with Gray flange (PL3)	44 LEDs	\$27.13



S/T/T with  
Integrated  
Back-up


M-85416R  
Light size: 5.5" x .6"

5-Year Warranty

## GENERATION II HYBRID S/T/T/BACK-UP LIGHT

M-85416R	5.5" LED Hybrid Series Round (2-PL3)	21 LEDs	\$35.71
	Stop/Tail/Backup Light. 12 Red / 9 White LED's		

**Maxxima**  
5-Year Warranty



M-90061R / M-90081Y  
Light size: 7" x 1"

- Reflector Lens
- 4-Hole Surface Mount
- Mounting Gasket Included
- 12.8 V, 120ma Red, 280ma Yellow, 250ma Clear

5.5" Round Stop/Tail/Turn Light with Integrated Back-up. Has a 3-hole flange Mount and leads that will plug into your existing harness.

## 7" ROUND S/T/T LIGHTS

M-90061R	7" LED Red S/T/T, 3 wire leads	17 LEDs	\$34.77
M-90081Y	7" LED Yellow Front/Rear Turn,	17 LEDs	\$34.77
M-90450	7" LED Clear Back up, 2 wire leads	20 LEDs	\$66.41



## LED (S/T/T) STOP/TAI/TURN &amp; (F/P/T) FRONT/PARK/TURN LIGHTS

Light only: 6.5" x 2.32"  
Light w/flange: 7.88" x 3.31"

**Truck-Lite**  
Lifetime Warranty



S/T/T - Stop/Tail/Turn  
F/P/T - Front/Park/Turn  
Meets stringent Front, Park  
& Turn requirements

OEM ON MORGAN/GRUMMAN OLSON & UTILIMASTER  
LED OVAL GROMMET MOUNT LIGHT

60050-RD	Red S/T/T w/Grommet & WT Pigtail, 26 LEDs	\$53.30
60094Y	Yellow F/P/T w/Grommet & WT Pigtail, 44 LEDs	\$96.84
60250-RD	Red S/T/T Light Only (WT) 26 LEDs	\$44.67
60290-Y	Yellow F/P/T Light Only (WT) 44 LEDs	\$82.52
60700	Grommet, open back, black	\$2.69

## LED OVAL FLANGE MOUNT LIGHT

66254-RD	Red S/T/T Light, <del>White</del> Flange (WT) 1 LED	\$35.46
60056-RD	Red S/T/T with WT Pigtail, Black Flange, 26 LEDs	\$63.47
60097-Y	Yellow F/P/T with WT Pigtail, Black Flange, 44 LEDs	\$95.66
60256-RD	Red S/T/T Light, Black Flange (WT) 26 LEDs	\$53.74
60292-Y	Yellow F/P/T Light, Black Flange (WT) 44 LEDs	\$97.02

S/T/T with  
Integrated  
Back-up



Maxxima  
PL3 & PL2 on 5"  
lead wires. Order  
60700 gasket  
separately

M85615R  
Light size: 6.5" x 2.26"



54702  
Light size: 6.5" x 2.26"



M-63354HYB

Light size: 8.125" x 3.81"

## LED OVAL STOP/TAI/TURN with BACK-UP

M-85615R	Oval Red SST with Backup 16 LEDs Two PL3 Connectors, 2 Screw Mount	\$39.02
54702	Red Stop/Tail/Turn with integrated clear back-up lens. (WT connections)	\$52.72
M-63354HYB	Red Stop/Tail/Turn with integrated clear back-up lens. PL3 & PL2 Connectors	\$30.51
60700	Grommet, open back, black	\$2.69

NEW ITEM

Light size: 6.40" x 2.2"



Order Grommet Separately

Maxxima  
5-Year Warranty

See Flashers  
on Page 193



## S/T/T Stop/Tail/Turn

F/R/P/T Front/Rear/Park/Turn - Used for Park & Turn

## LED OVAL GROMMET MOUNT LIGHT

M-63346R	Red Oval S/T/T Light only (PL3) 6 LEDs	\$14.39
M-63322R	Red Oval S/T/T Light only (PL3) 9 LEDs	\$16.11
M-63322RCL	Red Oval S/T/T Light with clear lens (PL3) 9 LEDs	\$17.69
M-63420R	Red Oval S/T/T Light only (PL3) 42 LEDs	\$30.51
M-63100R	Red Oval S/T/T Light only (PL3) 60 LEDs	\$32.22
M-63339Y	Yellow Oval F/R/P/T (PL3) 9 LEDs	\$17.01
M-63339YCL	Yellow w/clear lens F/R/P/T (PL3) 9 LEDs	\$19.48
M-63322Y	Yellow Oval F/R/P/T (PL3) 15 LEDs	\$27.81
M-63322YCL	Yellow w/clear lens F/R/P/T (PL3) 15 LEDs	\$27.81
M-63420Y	Yellow Oval Park/Clear. Aux Turn (PL3) 42 LEDs	\$30.51
M-63100Y	Yellow Oval Park/Clear. Aux Turn (PL3) 60 LEDs	\$37.31
M-63347	Clear Oval Back-Up Light only (PL3) 9 LEDs	\$26.91
M-63324	Clear Oval Back-Up Light only (PL3) 18 LEDs	\$26.27
M-63324ADF	Clear Oval Back-Up Light only (WT) 18 LEDs	\$29.36
60700	Open back grommet, black	\$2.69

## LED OVAL FLANGE MOUNT LIGHT

M-63320	Clear Oval Back-Up Light, black flange (PL3) 18 LEDs	\$38.17
66-145	Amber Oval Light, black flange, 15 LEDs	\$30.63

Light size: 6.5" x 2.32"

(Signal-Stat)  
2-Year Warranty



24 LEDs Lights

## LED OVAL GROMMET MOUNT LIGHTS

6050-RD	Red S/T/T (PL3) 24 LEDs	\$27.65
6050-A	Yellow Front/Park/Turn (PL3) 24 LEDs	\$27.71
60700	Grommet, open back, black	\$2.69



94993 - PL3  
Connector with  
blunt cut wires.  
Lights that use  
this connector  
have (PL3) in  
the description.  
\$2.36



M-50905 - PL3  
Connector  
with resistor to  
allow LED use  
with standard  
flasher. One  
year warranty.  
\$11.25



PL2 Plug  
on this end  
94789 - Converts your PL2 plug  
to fit the LED Water-Tight Amp  
connector (WT). This connector  
is included with lights when noted  
"WT" on Truck-Lite lights. \$12.06

Amp Connector  
WT Seal



94707 - Water Tight Amp  
Connector (WT). 3-Wire  
Connector with blunt cut  
wire leads. Lights that use  
this connector have (WT) in  
the description. \$5.44

Prices subject to change without notice.

## LED (S/T/T) STOP/TAI/TURN &amp; (F/P/T) FRONT/PARK/TURN LIGHTS


Light dim: 5.3" x 3.4"


**Maxxima**  
5-Year Warranty

Order Grommet Separately

**S/T/T Stop/Tail/Turn****F/R/P/T Front/Rear/Park/Turn - Used for Park & Turn****5.3"x 3.4" LED LIGHTS - GROMMET MOUNT**

<b>M-42213R</b>	Red S/T/T Light (PL3) <b>9 LEDs</b>	<b>\$17.91</b>
<b>M-42201Y</b>	Yellow F/R/P/T (PL3) <b>44 LEDs</b>	<b>\$30.51</b>
<b>M-42213Y</b>	Yellow F/R/P/T (PL3) <b>15 LEDs</b>	<b>\$27.45</b>
<b>M-42213</b>	Clear Back-Up Light (PL3) <b>18 LEDs</b>	<b>\$26.95</b>
<b>45700</b>	Grommet only, black	<b>\$3.44</b>


**Maxxima**  
5-Year Warranty

- 3/4" Mini Aux Stop/Turn
- Poly Lens and Housing
- Three 14" blunt cut leads
- Moisture Proof Electronics
- 5 Year Warranty

**3/4" LED STOP & TURN LIGHTS**

<b>M-09300RAS</b>	3/4" Red Mini Auxiliary Stop/Turn, <b>3 LEDs</b>	<b>\$12.15</b>
<b>M-09300YAT</b>	3/4" Yellow Mini Auxiliary Turn, <b>3 LEDs</b>	<b>\$11.25</b>
<b>M-50112</b>	Chrome Bezel for 3/4" Lights	<b>\$2.64</b>


**Maxxima**  
5-Year Warranty

- 3-Stud Mount
- Built in Reflector
- Poly Lens
- Aluminum Housing

Light Dim: 5.31" x 3.4"

**LED RECTANGULAR S/T/T COMBO LIGHTS**


<b>M-42220</b>	Red S/T/T Light, 3-Wire leads Built in Reflector <b>16 RED LEDs, 22 WHITE LEDs</b>	<b>\$62.82</b>
<b>M-42222</b>	Red S/T/T Light, 5-Pin MetriPack Connector on Right Side, Built in Reflector <b>16 RED LEDs, 22 WHITE LEDs</b>	<b>\$71.32</b>
<b>M-42223L</b>	Red S/T/T w/License Light, 5-Pin MetriPack Connector on Right Side, Built in Reflector <b>16 RED LEDs, 26 WHITE LEDs</b>	<b>\$76.42</b>
<b>M-50930</b>	MetriPack Connector w/ Four 7" cut leads	<b>\$16.11</b>
<b>45700</b>	Grommet only, black	<b>\$3.44</b>


**Maxxima**  
5-Year Warranty

- Ultra Thin 0.4" Low Profile Design
- Polycarbonate Lens & Housing
- Completely Sealed Electronics
- 12.8 VDC, 230ma
- Mounts with Grommet or Tape
- Has Three 6" Wire Leads
- 5 Year Warranty

**S/T/T - Stop/Tail/Turn**  
**R/P/T - Rear/Park/Turn****LED LOW PROFILE STOP/TAI/TURN LIGHTS**

<b>M-63350R</b>	6.5" LED Red Oval S/T/T Light, <b>14 LEDs</b>	<b>\$19.35</b>
This thin light mounts with tape or special grommet		
<b>M-63350Y</b>	6.5" LED Yellow Oval R/P/T, <b>14 LEDs</b>	<b>\$19.35</b>
This thin light mounts with tape or special grommet		
<b>M-63350TAPE</b>	Optional Mounting Tape for M63350	<b>\$3.90</b>
<b>M-50607</b>	Thin Oval Mounting Grommet for M63350	<b>\$1.97</b>
<b>M-42206R</b>	5.6" x 2.5" LED Red S/T/T Light, <b>14 LEDs</b>	<b>\$17.01</b>
<b>M-42206Y</b>	5.6" x 2.5" LED Yellow R/P/T Light, <b>14 LEDs</b>	<b>\$17.01</b>
<b>M-42206TAPE</b>	Optional Mounting Tape for M42206R	<b>\$3.51</b>



Light dim: 15.4" x 1.2" x 0.6"

**Maxxima**

- Horizontal or Vertical Surface Mount
- Three 14" Cut Leads
- Sealed Electronics
- Low Profile Design
- 5 Year Warranty

Light dim: 17.4" x 1.2" x 0.6"

**LED STOP/TAI/TURN & PARK/TURN LIGHT**

(Red used as 3rd Brake Light mounted above rear doors. Popular on Morgan Olson)

<b>M-63318R-A</b>	15" Red S/T/T Light, <b>10 LEDs</b>	<b>\$19.71</b>
<b>M-63318RCL-A</b>	15" Red S/T/T Light w/clear lens, <b>10 LEDs</b>	<b>\$19.71</b>
<b>M-63318Y-A</b>	15" Yellow Park/Rear Turn Light, <b>10 LEDs</b>	<b>\$28.35</b>
<b>M-63318YCL-A</b>	15" Yellow Park/Rear Turn w/clear lens, <b>10 LEDs</b>	<b>\$28.35</b>
<b>M-85801-R</b>	17" Hybrid Combination S/T/T/Backup <b>27 LEDs</b> Mount Horizontal or Vertical, <b>11 RED, 16 WHITE LEDs</b>	<b>\$35.91</b>



Visit us online for  
detailed illustrations!

## LED BACK UP / COURTESY LIGHTS



### LED ROUND BACK-UP LIGHTS

<b>M-42347</b>	4" Back-Up Light only, grommet mount (PL3) <b>9 LEDs</b>	<b>\$29.91</b>
<b>M-42324</b>	4" Back-Up Light only, grommet mount (PL3) <b>18 LEDs</b>	<b>\$31.59</b>
<b>M-42321</b>	4" Back-Up Light, surface mount (PL3) <b>18 LEDs</b>	<b>\$32.21</b>
<b>44041C</b>	4" Back-Up Light with grommet & plug (WT) <b>27 LEDs</b>	<b>\$153.39</b>
<b>44345C</b>	4" Back-Up with White Flange (WT) <b>6 LEDs</b>	<b>\$61.34</b>
<b>M-42354</b>	5.6" Back Up Light w/reflector (PL3) <b>10 LEDs</b>	<b>\$26.91</b>
<b>M-90450</b>	7" Back-up light, 4 hole surface mount, 2-wire, <b>20 LEDs</b>	<b>\$66.41</b>
<b>40700</b>	Round Grommet for 4" lights (not incl. w/light)	<b>\$2.17</b>



### LED OVAL BACK-UP LIGHTS

<b>M-63347</b>	Oval Back-Up Light only, grommet mount (PL3) <b>9 LEDs</b>	<b>\$26.91</b>
<b>M-63347ADF</b>	Oval Back-Up Light only, grommet mount (WT) <b>9 LEDs</b>	<b>\$29.90</b>
<b>\$29.90</b>	Oval Back-Up Light only, grommet mount (PL3) <b>18 LEDs</b>	<b>\$29.90</b>
<b>M-63324ADF</b>	Oval Back-Up Light only, grommet mount (WT) <b>18 LEDs</b>	<b>\$29.36</b>
<b>M-63320</b>	Oval Back-Up Light only, flange mount (PL3) <b>18 LEDs</b>	<b>\$38.17</b>
<b>60700</b>	Oval Grommet (not incl. w/light)	<b>\$2.69</b>

Light dim: 15.4" x 1.2"



### LED 15.4" SURFACE MOUNT BACK-UP LIGHT

<b>M-63318A</b>	15.4" Surface mount back-up light, 2-wire, <b>20 LEDs</b>	<b>\$39.87</b>
-----------------	---	----------------



Light size: 4.6" x 2.5" x .4"

- Ultra thin 0.4" Low Profile Design
- Poly Lens and housing
- Completely Sealed Electronics
- 3-Wire with 6" Leads
- 2 Caps to Cover Screws
- 5 Year Warranty

### ULTRA THIN 2-HOLE OR TAPE MOUNT COURTESY or BACK UP LIGHT

<b>M-42206</b>	Thin Courtesy or Back Up Light <b>14 LEDs</b>	<b>\$24.21</b>
	Screw or tape mount, hard wired	
<b>M-42206TAPE</b>	Adhesive Mount tape (Optional)	<b>\$3.51</b>



- Ultra Thin 0.4" Low Profile Design
- Polycarbonate Lens & Housing
- Completely Sealed Electronics
- 12.8 VDC, 230ma
- Mounts with Grommet or Tape
- Has Three 6" Wire Leads
- 5 Year Warranty

### ULTRA THIN OVAL 2-HOLE, GROMMET OR TAPE MOUNT - COURTESY or BACK UP LIGHT

<b>M-63350</b>	6.5" LED Clear Oval Back-Up Light, <b>14 LEDs</b>	<b>\$27.81</b>
	This thin light mounts with tape or special grommet, wired	
<b>M-63350TAPE</b>	Optional Mounting Tape for M63350	<b>\$3.90</b>
<b>M-50607</b>	Thin Oval Mounting Grommet for M63350	<b>\$1.97</b>



Light dim: 5.3" x 3.4"

### LED RECTANGULAR BACK-UP LIGHTS

<b>M-42213</b>	Rectangular Back-Up Light, grommet mount (PL3) <b>18 LEDs</b>	<b>\$26.95</b>
<b>M-42214</b>	Back-Up Light w/Reflect Lens, grommet mount (PL3) <b>20 LEDs</b>	<b>\$40.41</b>
<b>45700</b>	Rectangular Grommet only (not included w/lights)	<b>\$3.44</b>

## HIGH MOUNT THIRD BRAKE LIGHTS

### LED HIGH MOUNT THIRD BRAKE LIGHTS

(Used as 3rd Brake Light mounted above rear doors)

<b>21271R</b>	6" x 2" Red High Mount Stop Light <b>16 LEDs</b>	<b>\$69.75</b>
	Hard Wired, Adhesive Mount, Lifetime Warranty	
<b>92101</b>	9.6" X .87" Red High Mount Stop Light	<b>\$70.36</b>
	Packard Connector, 2 Year Warranty <b>9 LEDs</b>	
<b>M-63318R-A</b>	15" Red Third Brake Light, screw on, <b>10 LEDs</b>	<b>\$19.71</b>
<b>935-2638</b>	17" Red I.D. Bar and Third Brake Light, <b>11 LEDs</b>	<b>\$33.30</b>
	screw on, 4 wire leads. OEM on Morgan Olson #46001905	



PL2 Plug  
on this end

Amp Connector  
WT Seal

**94789** - Converts your PL2 plug to fit the LED Water Tight Amp Connector (WT). This connector is included with lights when noted "with WT Pigtail" on Truck-Lite lights. **\$12.06**

**94707** - Water Tight Amp Connector (WT). 3-Wire Connector with blunt cut wire leads. Lights that use this connector have (WT) in the description. **\$5.44**

**NEW ITEM**



See Flashers on  
Page 193

**94993** - PL3 Connector with blunt cut wires. Used with incandescent & many LED's. Lights that use this connector have (PL3) in the description. **\$2.36**



Prices subject to change without notice.



## LED MARKER LIGHTS

Dim: 6" x 2.03" x 1.3"H



Reflex Markers


**TruckLite**  
Lifetime Warranty

21271R - High Mount Third  
Brake Light

### LED 6" x 2" REFLEX MARKER LIGHT

21051-RD	Red Reflex Light w/plug (WT) <b>1 LED</b> s	\$16.81
21051-Y	Yellow Reflex Light w/plug (WT) <b>2 LED</b> s	\$18.88
21251-RD	Red Reflex Light only (WT) <b>1 LED</b> s	\$15.18
21251-Y	Yellow Reflex Light only (WT) <b>2 LED</b> s	\$16.75
21271R	Red High Mount 3rd Brake Light, hard wired with bullet ends <b>16 LED</b> s	\$69.75
94862	2-Wire Water-Tight Pigtail	\$3.03

Visit us online for  
detailed illustrations!

Dim: 4" x 2" x 1.25"H  
with 3" mtg hole centers


2660A

2660R

**Signal-Stat**
**2-Year Warranty**

Retrofit your existing marker  
lights to this LED on your  
Grumman/Morgan Olson or  
Utilmaster vehicle

### 4" x 2" LED MARKER LIGHT - Hard Wired

2660-A	Yellow LED Clearance / Marker Light, <b>16 LED</b> s	\$10.05
2660-R	Red LED Clearance / Marker Light, <b>16 LED</b> s	\$10.37



3-7/8" C-C Mount Holes

LED Clearance/Marker Light with three  
wire leads for independent control over  
marker and ground illumination.



### 5" x 1.5" LED MARKER LIGHT Hard Wired With Clear Lens and with Ground Illumination

527-1730Y	Yellow LED Marker Light with Ground Light, <b>12 LED</b> s	\$16.11
527-1730R	Red LED Marker Light with Ground Light, <b>12 LED</b> s	\$16.11

Light size: 6" x 2" x 1.8"

**Maxxima**

- 6" x 2" Reflectorized Combination
- Plated Brass Connectors
- Poly Housing/Acrylic Lens
- 2 Hole Surface Mount
- 7.7-14.0 VDC, 50ma
- 3 Wire bullet connector



### LED 6"L x 2"W MARKER with REFLECTOR

M-20330R	Red Clearance/Marker Light <b>8 LED</b> s (Replaces M-20391R)	\$14.85
M-20330Y	Yellow Clearance/Marker Light <b>8 LED</b> s (Replaces M-20391Y)	\$14.85

Light Size: 4.5"x1.63"  
with 4" mtg hole centers

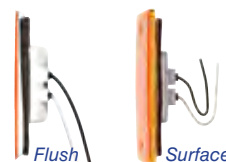
**Maxxima**  
5-Year Warranty  
Hard Wired


### LED 4.5"x1.6" SIDE MARKER with REFLECTOR

M-17100R-DV	Red Marker Light w/blunt cut wires, <b>3 LED</b> s	\$12.51
M-17100Y-DV	Yellow Marker Light w/blunt cut wires, <b>3 LED</b> s	\$12.51

Flush Mount: 4.54" x 2.23"  
Surface Mount: 4.73" x 2.42"  
with 3-5/8" mtg hole centers

**TruckLite**  
3-Year Warranty  
Hard Wired

Retrofit your existing marker lights to this LED  
on your Grumman/Morgan Olson vehicle


### LED CAB MARKER LIGHT

25750-Y	Yellow Cab Marker, <b>Flush mount</b> , hard wired, <b>3 LED</b> s	\$33.86
25250-Y	Yellow Cab Marker, <b>Surface mount</b> , hard wired, <b>3 LED</b> s	\$31.56
25250-RD	Red Cab Marker, <b>Surface mount</b> , hard wired, <b>3 LED</b> s	\$25.12

Dim: 4.75" x 2" x 1.13"H


**TruckLite**  
3-Year Warranty  
Hard Wired


Popular on Utilmaster

### LED 4.75" x 2" MARKER LIGHT Can Mount Horizontal or Vertical

26250Y	Yellow Cab Marker, hard wired w/.180 molded bullet ends, <b>3 LED</b> s	\$19.57
26250RD	Red Cab Marker, hard wired w/.180 molded bullet ends, <b>3 LED</b> s	\$20.67

Dim: 4"x .75"x 1.25"high  
with 3" mtg hole centers

**TruckLite**  
Lifetime Warranty


### LED 4" x .75" MARKER LIGHT

35200-RD	Red Marker Light (WT) <b>1 LED</b> s	\$9.76
35200-Y	Yellow Marker Light (WT) <b>2 LED</b> s	\$10.25
94862	2-Wire (WT) Water-Tight Pigtail, not included with light	\$3.03

Prices are subject to change without notice.

## LED MARKER LIGHTS

Light size: 4" x .75" x 1.4"H

3" C-C Mounting Holes



## LED 4" x .75" MARKER LIGHT

M-20340R	Red Marker Light (PL2) <b>7 LEDs</b>	\$8.01
M-20340Y	Yellow Marker Light (PL2) <b>7 LEDs</b>	\$8.01
M-50950	PL2 2-Bullet Right Angle Connector	\$1.98

Light size: 3.78" x 1.23" X .83"H



TruckLite

3-Year Warranty

If you are replacing incandescent lights with these LED's you can use your existing mount base.

## LED 3.78" x 1.23 MARKER LIGHT

19006-RD	Red Light with Gray Mount Base, <b>1 LEDs</b>	\$15.19
19006-Y	Yellow Light with Gray Mount Base, <b>4 LEDs</b>	\$15.19
19250-RD	Red Light only (PL2) <b>2 LEDs</b>	\$11.71
19250-Y	Yellow Light only (PL2) <b>6 LEDs</b>	\$11.89
19721	Gray Mount Base only with <b>One Wire</b> , 3" mtg center	\$3.09

Light size: 2.5" x 1.3" X 1"H



## LED 2.5" x 1.3" MARKER LIGHTS

M-20320R	Red Marker Light only, <b>8 LEDs</b>	\$8.01
M-20320Y	Yellow Marker Light only, <b>8 LEDs</b>	\$8.01
M-20327	Black Base with twin lead pigtail	\$1.62
M-20328	Chrome Base with twin leads pigtail	\$1.62

Dim: 17" x 1-3/8" x 1"H

Used on Morgan Olson



## LED 17" STOP LIGHT BAR W/TURN SIGNAL

935-2638	17" Light Bar, Red, 4 Wire Leads, <b>11 LEDs</b>	\$33.30
----------	--	---------

Stop and Turn Signal

Dim: 17" x 1" x 1.6"H

 Maxxima  
10-Year Warranty


Extruded Aluminum Bar


21 LEDs

## LED 17" LIGHT BAR

M-20343R	17" Aluminum Light Bar, Red, bullet & ring conn.	\$31.03
M-20343Y	17" Aluminum Light Bar, Yellow, bullet & ring conn.	\$31.03

Dim: 16.5" x 1" x 1.6"H

Mounts on 16" Centers

 TruckLite  
3-Year Warranty


Stainless Steel Bar with  
15250 Lamps mounted  
on 6" centers

## LED 16" LIGHT BAR

15050-RD	16" Stainless Steel Light Bar, Red, <b>1 LED</b>	\$41.12
15050-Y	16" Stainless Steel Light Bar, Yellow, <b>3 LEDs</b>	\$54.88

NEW ITEM

Light size: 2.5" x 1.2" x .94"H



 TruckLite  
3-Year Warranty


15414 Base

If you are replacing incandescent lights with these LED's you can use your existing mount base.

## LED 2.5"x 1.2" MARKER LIGHT

1 LEDs (red); 3 LEDs (Yellow) Marker Lights

15250-RD	Red Light only (P2) <b>1 LED</b>	\$9.84
15250-Y	Yellow Light only (P2) <b>3 LEDs</b>	\$10.48
15414	Header Mount Base <b>w/2-wire Plug</b> and Screws. Overall Dim: 1-3/8" W x 4-3/8" L; C-C Mount: 3-5/8"	\$4.87
15401	Header Mount Base <b>w/1 wire Plug</b> Overall Dim: 1-3/16"W x 4-1/2"L; C-C Mount: 4-1/8"	\$5.51
94902	Two Wire Pigtail Only	\$2.02



## FLASHERS

FL-12V	<b>2 Blade</b> Incandescent HD Flasher, 12 Volt, 20 Amp	\$7.42
36-44530	<b>2 Blade</b> Flasher, fits in round socket, 60 to 120 fpm	\$15.96
44-891	<b>2-Blade</b> Electronically controlled 12 V flasher Used with Incandescent to LED loads. External wire provides ground.	\$22.90
44-890	<b>3 Blade</b> Electronically controlled 12 V flasher Used with Incandescent to LED loads. External wire provides ground.	\$26.32
M-50905	PL3 Connector with resistor to allow LED use standard flasher, One year warranty.	\$11.25
43-519	Pigtail for 3 prong flashers	\$4.70

Prices subject to change without notice.



**LED MARKER LIGHTS**

Popular on Utilimaster

**LED 2.5" MARKER LIGHT**

Lifetime Warranty Lights with (WT) Water Tight Pigtail

**2 LEDs LIGHTS — Grommet Mount — High Profile**

10050-RD	Red Light with Grommet & WT Plug, <b>2 LEDs</b>	\$15.96
10050-Y	Yellow Light w/ Grommet & WT Plug, <b>2 LEDs</b>	\$16.65
10250-RD	Red Sealed Light Only, WT Plug, <b>2 LEDs</b>	\$10.03

**3 Year Warranty Lights with Standard PL2 Plug****8 LEDs LIGHTS — Grommet Mount — High Profile**

10075-RD	Red Light with Grommet & PL2 Plug, <b>8 LEDs</b>	\$31.65
10075-Y	Yellow Light w/ Grommet & PL2 Plug, <b>8 LEDs</b>	\$31.65
10275-RD	Red Sealed Light Only, PL2 Plug, <b>8 LEDs</b>	\$25.09
10275-Y	Yellow Sealed Light Only, PL2 Plug, <b>8 LEDs</b>	\$25.09

**8 LEDs LIGHTS — Grommet Mount — Low Profile**

10086-RD	Red Light with Grommet & PL2 Plug, <b>8 LEDs</b>	\$30.42
10086-Y	Yellow Light w/ Grommet & PL2 Plug, <b>8 LEDs</b>	\$27.81
10286-RD	Red Sealed Light Only, PL2 Plug, <b>8 LEDs</b>	\$28.18
10286-Y	Yellow Sealed Light Only, PL2 Plug, <b>8 LEDs</b>	\$29.89

**Grommets and Plugs**

10700	Grommet for 2-3/4" hole, Fits all lights above	\$2.35
10704	Grommet for 3" hole, Fits Utilimaster w/plastic fenders	\$2.38
94964	Standard Pigtail, Fits PL2 lights above	\$6.98
94862	Water Tight Pigtail, Fits WT lights above	\$3.03

**8 LEDs LIGHTS — Flange Mount — High Profile**

10079-RD	Red Light w/Gray Flange & PL2 Plug, <b>8 LEDs</b>	\$32.70
10079-Y	Yellow Light w/Gray Flange & PL2 Plug, <b>8 LEDs</b>	\$32.54

Light size: 1-9/16" x 13/16" x 1/2"H



- Self Adhesive Surface Mount Design
- Red, Yellow - P2PC combination
- Blue, White - Auxiliary only
- Needs 1/2" hole for the two 7" bullet wire leads

**LED 1-1/2" MINI CLEARANCE MARKER LIGHT**

M-09360BCL	Blue marker light w/clear lens, <b>3 LEDs</b>	\$12.51
M-09360R	Red Marker Light, <b>3 LEDs</b>	\$10.71
M-09360WCL	White marker light w/clear lens, <b>3 LEDs</b>	\$12.51
M-09360Y	Yellow marker light, <b>3 LEDs</b>	\$10.12
M-09360YCL	Yellow marker light w/clear lens, <b>3 LEDs</b>	\$10.71

Prices are subject to change without notice. **NEW ITEM****LED 2" MARKER LIGHT**

3050-RD	Red Marker Light, <b>10 LEDs</b>	\$8.01
3050-Y	Yellow Marker Light, <b>10 LEDs</b>	\$8.01
94902	2-Wire Plug, 90 degree	\$2.02
30700	Open Back Grommet, Black	\$2.35
30401	Open Back Grommet with 2-Wire Plug	\$4.15
30404	Deflector Mount with grommet & plug	\$7.35

**LED 2-1/2" MARKER LIGHT**

Suitable for PC requirements


1050-RD	Red Marker Light, <b>13 LEDs</b>	\$8.01
1050-Y	Yellow Marker Light, <b>13 LEDs</b>	\$7.87
94902	2-Wire Plug, 90 degree	\$2.02
10700	Open Back Grommet, Black	\$2.35
10401	Open Back Grommet with 2-Wire Plug	\$3.79
10414	Deflector Mount with grommet & plug	\$6.24

Light size: 3/4" Diameter

**LED 3/4" ROUND LIGHTS**

M-09300R	Red Marker Light, <b>3 LEDs</b>	\$8.69
M-09300RCL	Red Marker Light w/clear lens, <b>3 LEDs</b>	\$7.90
M-09300Y	Yellow Marker Light, <b>3 LEDs</b>	\$7.76
M-09300YCL	Yellow Marker Light w/clear lens, <b>3 LEDs</b>	\$7.90
M-09300WCL	Clear Marker/Auxiliary Light, <b>3 LEDs</b>	\$9.41
M-09300R-3	3-Red Marker Light system, <b>3 LEDs</b>	\$31.41
M-09320R-X	Red Marker Light, <b>1 LED</b>	\$5.39
M-09320Y-X	Yellow Marker Light, <b>1 LED</b>	\$6.30

Light size: 3/4" Diameter

**LED 3/4" MARKER LIGHTS**

33050-RD	Red, Marker Light w/grommet, <b>1 LED</b>	\$11.26
33250-RD	Red, Marker Light only, <b>1 LED</b>	\$14.29
33050-Y	Yellow, Marker Light w/grommet, <b>1 LED</b>	\$17.37
33250-Y	Yellow, Marker Light only, <b>1 LED</b>	\$14.03



**COMPARTMENT LIGHTS**

M-84415, M-84439 & M-84444  
Light size: 18.3" x 5.3" x 1"

**M-84415**

**Maxxima**


**M-84408**  
Light size: 18.25" x 6"  
Fits in hole size: 16" x 4"

**M-84408**

- Low Amp Draw
- Resin Sealed Electronics
- Polycarbonate Lens
- 5 Year Warranty

**M-84444**

**Automatic On/Off  
with Motion  
Sensor**



**Mounts Flush to Ceiling**  
Thin Design only measures 1" thick!

**LED FLUSH MOUNT CARGO LIGHTS****- 2-Wire Leads**

<b>M-84415</b>	Flush Mount Cargo Light, 1,500 lumens, <b>60 LEDs</b> 2323 LEDs, Cool white light, Aluminum frame	<b>\$119.20</b>
<b>M-84408</b>	2-Light Cargo Light, White, 380 lumens <b>28 LEDs</b> Refrigeration Safe, Aluminum frame, Two 7" wire leads	<b>\$75.82</b>
<b>M-84444</b>	Flush Mount Cargo Light, 800 lumens <b>48 LEDs</b> <b>with Motion Sensor.</b> Refrigeration safe, Frosted lens, Poly frame, 12" wire leads	<b>\$113.03</b>

**DUAL COLOR - DUAL FUNCTION CLEARANCE  
MARKER & CLASS 2 WARNING LIGHT**

**Maxxima**


- 4 LEDs
- Grommet fits in 3/4" hole
- 4-Wire
- 28 Selectable Flash Patterns
- SAE J595 Class 2 and Class 3
- 5 Year Warranty

Light size: 1.25" Dia. & extends 0.6"  
from body. Fits in 3/4 hole.

**LED 1-1/4 MARKER & WARNING LIGHT**

<b>527-9455</b>	Yellow & White Marker & Warning, <b>4 LED</b> Light	<b>\$31.95</b>
<b>527-9450</b>	Yellow Marker & Warning Light, <b>4 LED</b>	<b>\$30.52</b>

**NEW ITEM**

**M84426****M84418**

Light size: 23.8" x 5.9" x .9"

**Maxxima**  
**5-Year Warranty**

- 12/24 Dual Voltage
- 4 Hole Surface Mount
- Bright Cool White Light
- 2 Blunt Cut Leads
- Poly Frosted Lens

**With Low/Off/High Switch**

**M84426-SW****M84418-SW**

Light size: 22.8" x 5.8" x 1.3"

- 12/24 Dual Voltage
- 4 Hole Surface Mount
- Bright Cool White Light
- 2 Blunt Cut Leads
- Poly Frosted Lens
- Low/Off/High Switch

**LED SURFACE MOUNT CARGO LIGHTS**


<b>M-84426</b>	Interior Cargo Light, 1750 lumens Frosted Frosted lens with powder coated housing <b>216 LEDs</b>	<b>\$139.95</b>
<b>M-84426-SW</b>	Interior Cargo Light, 2400/900 lumens with 3-position high/off/low switch. Frosted lens with white coated aluminum housing <b>216 LEDs</b>	<b>\$156.72</b>
<b>M-84418</b>	Interior Cargo Light, 2250 lumens <b>144 LEDs</b> Frosted lens with powder coated housing	<b>\$164.93</b>
<b>M-84418-SW</b>	Interior Cargo Light, 3000/1200 lumens with 3-position high/off/low switch. Frosted lens with polished aluminum housing with chrome end cap <b>144 LED</b>	<b>\$191.92</b>

**36902****CH-5582****CH-55014****CH-558214****36910****CH-81255****CH-81264****CH-82465****CH-5543-15****SWITCHES AND SWITCH MOUNTS**

<b>36-902</b>	Cargo Dome Rocker Switch with Actuator Imprinted "CARGO DOME"	<b>\$15.76</b>
<b>36-910</b>	Poly Switch Box for 36902	<b>\$9.95</b>
<b>CH-5582</b>	2-Position On/Off Toggle Switch with screw terminals	<b>\$7.54</b>
<b>CH-55014</b>	2-Position On/Off Toggle Switch with blade terminals	<b>\$9.52</b>
<b>CH-558210</b>	2-Position On/Off Plasticized Toggle Switch O-ring in stem, Two 8" wire leads	<b>\$17.57</b>
<b>CH-81255</b>	Short Toggle Switch Boot	<b>\$4.95</b>
<b>CH-81264</b>	Long Toggle Switch Boot	<b>\$7.25</b>
<b>CH-82465</b>	Walled Face Plate Switch Guard	<b>\$2.20</b>
<b>CH-5543-15</b>	Round Recessed Switch Plate	<b>\$3.90</b>

Prices subject to change without notice.

## LED INTERIOR &amp; EXTERIOR CARGO LIGHTS



Our LED Extruded Aluminum Compartment Light comes in 20" or 40" length and only measures .70"W x .45"H. It uses a cool white light and is vibration resistant. The strong extruded aluminum construction is ideal for cabinets, tool boxes and virtually any compartment. Lights can be connected allowing for one power source when longer lengths are needed. It can also be cut to length every 1-5/8" when you need a shorter length. Switch not included.

## LED ALUMINUM COMPARTMENT LIGHT

690020 20" Compartment light, 20"L x .70"W x .45"D **36 LEDs** \$15.97

690040 40" Compartment light, 40"L x .70"W x .45"D **72 LEDs** \$32.50



Light size: 12", 18", 24", 36" or 48" L x .6"H x .8"D



- Ultra-Bright Interior Lighting
- 2 Hole Surface Mount
- Frosted Protective Lens Cover
- Even LED Light Dispersion
- 18", 24", 36" or 48" Lengths
- 50,000 Hour Long Life LEDs
- 5 Year Warranty

## LED RIGID WHITE STRIP LIGHTS

M-84454 12" White interior strip light, 470 lumens, **36 LEDs** \$25.11

M-84450 18" White interior strip light, 650 lumens, **48 LEDs** \$28.71

M-84451 24" White interior strip light, 900 lumens, **72 LEDs** \$34.11

M-84452 36" White interior strip light, 1400 lumens, **101 LEDs** \$40.41

M-84453 48" White interior strip light, 1800 lumens, **144 LEDs** \$50.31

Light Size: 4.4" to 23.8" x 1.2" x 1.2"



- Wire Mounting Spacer Blocks Included
- Waterproof
- Aluminum Housing
- Completely Sealed Electronics
- 60 Degree Light Output
- Low Amp Draw
- 1 Year Warranty

## LED WATERPROOF EXTERIOR OVERHEAD DOOR LIGHT

M-84422E 4.4" Long Overhead door light, **9 LEDs** \$25.11  
180 Lumens, .2 amps

M-84420E 13" Long Overhead door light, **42 LEDs** \$51.07  
850 Lumens, .8 amps

M-84419E 18.3" Long Overhead door light, **63 LEDs** \$70.11  
1300 Lumens, 1.1 amps

M-84421E 23.8" Long Overhead door light, **84 LEDs** \$83.70  
1700 Lumens, 1.1 amps



M-84427

Light size: 5.8" x 2.8" x .5"  
2-Hole, 2.7" C-C Mount

M-84427-PIR

Maxxima

- Surface Mount
- Epoxy Coated Electronics
- Refrigeration Safe
- Poly Lens & Housing
- Hidden Mounting Screws
- 2 Wire Leads, 9"
- 5 Year Warranty

## LED COMPARTMENT OR CARGO LIGHT

M-84427 Cargo Light, 650 lumens, **14 LEDs** \$35.32

Refrigeration Safe, wire to a switch

M-84427-SW Cargo Light w/On/Off Switch, **14 LEDs** \$41.31  
650 lumens, Refrigeration Safe

M-84427-PIR Cargo Light w/PIR Motion Sensor, **14 LEDs** \$44.91  
650 lumens, Refrigeration Safe



- 3M™ Adhesive Mount
- IP67 rated
- Strips can be cut to length
- 5-year warranty

## LED WARM WHITE STRIP LIGHTS

M-562-1827 18" Warm White strip light, 360 lumens, **27 LEDs** \$21.83

M-562-2436 24" Warm White strip light, 470 lumens, **36 LEDs** \$25.60

M-562-3654 36" Warm White strip light, 710 lumens, **54 LEDs** \$33.48

M-562-4872 48" Warm White strip light, 940 lumens, **72 LEDs** \$40.38

M-562-6090 60" Warm White strip light, 1180 lumens, **90 LEDs** \$50.85

M-562-96144 96" Warm White strip light, 2160 lumens, **144 LEDs** \$70.01



- 3M™ Adhesive Mount
- IP67 rated
- Strips can be cut to length
- 5-year warranty

## LED COOL WHITE STRIP LIGHTS

M-562-1928 18" Cool White strip light, 360 lumens, **27 LEDs** \$20.95

M-562-2537 24" Cool White strip light, 470 lumens, **36 LEDs** \$25.60

M-562-3755 36" Cool White strip light, 710 lumens, **54 LEDs** \$33.48

M-562-4973 48" Cool White strip light, 940 lumens, **72 LEDs** \$40.38

M-562-6191 60" Cool White strip light 1180 lumens, **90 LEDs** \$50.85

M-562-97145 96" Cool White strip light, 2160 lumens, **144 LEDs** \$70.01



- Mounting clips included
- 1/2in. dia. protective, flexible PVC cover
- Connection plug and power cable
- Rated IP67 for water and dust resistance
- Backed with a 5 year warranty

## LED 52.5' ROPE LIGHT

M-562-5576 52.5' White rope light, 48-60 lumens /ft, **576 LEDs** \$159.79

## LED DOME LIGHTS



Maxxima

## Hard Wired

- 51 LEDs
- 3 Wire Leads
- 4 Hole Surface Mount
- 12 VDC, 800ma
- 5 Year Warranty

Light size: 8.6" Dia. x .56"H

## LED 8" ROUND RECESSED DOME LIGHT

**M-84448** 8" Dome Light, 1400/300 lumens **51 LEDs** \$58.99



Maxxima

## Hard Wired

- 42 LEDs
- 2 Blunt Cut Leads
- 3 Hole Surface Mount
- 12 VDC, 800ma
- 5 Year Warranty

Light size:  
6" Dia. x 1"H

## LED 6" ROUND DOME LIGHTS - 2-Wire Leads

**M-84434** 6" Dome hi/off/low switch, 600/1400 lumens **42 LEDs** \$77.56  
**M-84435** 6" Dome hard wired, 1400 lumens **42 LEDs** \$73.91



Light size: 5.5" Dia. x .8"H

- Refrigerator Compatible
- 325/450 Lumens
- Waterproof
- 3 Hole Surface Mount
- 2 Wire Leads
- 12.8 VDC, 360/480ma
- 5 Year Warranty

Maxxima

## LED 5.5" ROUND DOME LIGHTS - 2 or 3 Wire Leads

**M-84405C** 5-1/2" Dome Light, 325 lumens **15 LEDs** \$34.50  
**M-84406C** 5-1/2" Dome Light, 450 lumens **24 LEDs** \$36.86


Remote  
switchBuilt-in switch  
or motion sensor912-5337  
Replaces  
M-84406SW

- Refrigerator Compatible
- 2200 Lumens
- Waterproof
- 3 Hole Surface Mount
- 2 Wire Leads
- 12-24 VDC
- 5 Year Warranty

Light size: 5" Dia. 1" H

## LED 5" ROUND DOME LIGHTS - 2-Wire Leads

**912-5336** 5" Dome w/remote switch, 2200 lumens **36 LEDs** \$37.95  
**912-5337** 5" Dome w/ built-in switch, 2200 lumens **36 LEDs** \$40.49  
**912-5338** 5" Dome w/motion sensor, 2200 lumens **36 LEDs** \$41.58



Light size: 4.3" Dia. x .5"H

Maxxima

- Thin 0.5" Low Profile Design
- 450 Lumens, 24 White LEDs
- Grommet Mount
- Strain Relief Clip
- Completely Sealed
- Two 13" Blunt Cut Leads
- 12.8 VDC, 480ma
- 5 Year Warranty

## LED 4.3" ROUND DOME LIGHT - 2-Wire Leads

**M-84436** 4.3" Dome Light, 450 lumens **24 LEDs** \$53.11

NEW ITEM

## LED DOME LIGHTS



Maxxima

## Hard Wired

- 3-6 LEDs
- 2 Wire Leads
- 7" Wire leads (bullet connectors included)
- 5 Year Warranty



## LED 3/4" &amp; 1/4" ROUND DOME LIGHTS

**M-09300WCL** 3/4" Dome hard wired **3 LEDs** \$9.41  
**M-09400WCL** 1-1/4" Dome hard wired **6 LEDs** \$15.29

## INCANDESCENT DOME LIGHTS

Overall Dia. 6-3/8"  
with 5" Dia Lens

## 6-3/8" DOME LIGHT, CLEAR LENS, CHROME

**80350** Dome Light, clear lens, w/ Switch, **1 Wire** \$24.86  
**80351** Dome Light, clear lens, w/o Switch, **1 Wire** \$20.19  
**B-1156** Bulb for above lights \$1.43

6-1/8" Dia x 1-5/8" High  
with 5-1/4" Dia Lens  
with gray powder coat finish.

## 6-1/8" DOME LIGHT, CLEAR LENS, GRAY

**529-1301** Dome Light, clear lens, less Switch \$9.95  
**39119-031** Replacement Lens Only, Lexan \$4.77

Overall Dia. 6"  
with 4-7/8" Dia Lens

5" Dia Lens

## 6" DOME LIGHT, WHITE LENS, ALUMINUM

**46-00-052** Dome Light, white lens, less Switch \$13.50  
**46-05-052** Dome Light, white lens, with Switch \$14.94  
**B-1156** Bulb for above lights \$1.43  
**SS-8935-W** White Lens Only \$9.36



Fits in 4-1/2" hole



## 4" DOME LIGHT IN GROMMET MOUNT

**40003** Sealed Dome Light with grommet and plug \$20.55  
**40203** Clear Sealed Light Only \$13.75  
**40700** Mounting Grommet Only \$2.17  
**94992** Plug and Grounding Screw \$2.45

Prices subject to change without notice.



# INCANDESCENT S/T/T STOP/TAILO/TURN - F/P/T FRONT/PARK TURN - BACK UP



Fits in 4-1/2" hole

**Truck-Lite**  
For the LED see  
page 180

## SUPER 40 - 4" LIGHT

Uses Shock Mounted Bulb

3 Year Warranty

40042-RD	Red, S/T/T with grommet & pigtail (PL3)	\$16.16
40042-Y	Yellow F/P/T w/grommet & pigtail (PL3)	\$18.86
40242-RD	Red, S/T/T Sealed Light Only (PL3)	\$12.59
40242-Y	Yellow, F/P/T Sealed Light Only (PL3)	\$14.80
40700	Black Grommet Only	\$2.17
94993	Plug and Grounding Screw Only	\$2.36

## MODEL 40 - 4" LIGHT

Uses Standard Style Bulb

2 Year Warranty


40002-RD	4" Red S/T/T Light Kit Complete (PL3)	\$13.25
40002-Y	4" Yellow F/P/T Light Kit Complete (PL3)	\$16.33
40202-RD	4" Red, S/T/T Sealed Light Only (PL3)	\$8.51
40202-Y	4" Yellow F/P/T Sealed Light Only (PL3)	\$9.42
40700	Grommet Only, Black	\$2.17
94993	Plug and Grounding Screw Only	\$2.36

## MODEL 40 - 4" BACK-UP LIGHT

40004-C	Sealed Back-up Light, Grommet & Plug (PL3)	\$13.44
40204	Clear Sealed Light Only for Grommet Mt (PL3)	\$7.83
40700	Rubber Grommet Only	\$2.17
94992	Plug and Grounding Screw Only	\$2.45

Fits in 4-1/2" hole

**PM** For the LED see  
page 180



## 4" FLANGE MOUNT S/T/T & BACK-UP LIGHT w/Snap Ring Lens

413	Red S/T/T Light with black polycarbonate flanged housing, double wire	\$19.65
413-S	Red S/T/T Light with Stainless Steel flanged housing, double wire	\$19.30
425-S	Red S/T/T Light, Shock mount socket Stainless Steel flanged housing, double wire	\$27.95
SS-4111-W	Clear Back-Up Light w/S.S. flange housing	\$24.78
B-1157	Bulb for above Lights	\$2.42
410-15R	Red Lens Only	\$2.47
410-15A	Yellow Lens Only	\$2.95
410-15C	Clear Lens Only	\$2.52
425-S-21	Snap Ring, Stainless Steel	\$1.91



## 4" PEDESTAL MOUNT LIGHT

751-2655	Red S/T/T Pedestal Mount, 2 wire	\$30.02
V-9016-R	Red Lens Only	\$4.08
B-1157	Bulb for above Light	\$2.42
67-233	Clear Lens Only	\$4.66



When you need to replace the old style 6" round light (popular on older UCBC Stepvans), use our adaptor conversion ring with any 4" round grommet-mount light.

## 6" STOP/TAILO/TURN LENS & ADAPTOR

50831	Adaptor Conversion Ring, Allows you to place a 4" light in place of a 6" light. 6" O.D. x 4-7/16" I.D. Use with any 4" round grommet mount light.	\$4.59
-------	---	--------



Light has a black rubber housing with a single wire. 3-1/4" Dia x 1-3/4" High. Requires 1" hole in body.

## 3.25" SURFACE MOUNT BACK-UP LIGHT

67-015	Complete Light with black rubber housing	\$27.65
B-1156	Bulb only	\$1.43

## Common Connector Wires for LED & Incandescent Lights



PL3


(WT) AMP  
Water tight

94993 - PL3 Connector with blunt cut wires. Used with incandescent & many LED's. Lights that use this connector have (PL3) in the description. \$2.36



M-50905 - PL3 Connector with resistor to allow LED use with standard flasher, One year warranty. \$11.25



PL2 Plug on this end  
94789 - Converts your PL2 plug to fit the LED Water Tight Amp Connector (WT). This connector is included with lights when noted "with WT Pigtail" on Truck-Lite lights. \$12.06



94707 - Water Tight Amp Connector (WT). 3-Wire Connector with blunt cut wire leads. Lights that use this connector have (WT) in the description. \$5.44

## INCANDESCENT S/T/T STOP/TAI/TURN - F/P/T FRONT/PARK TURN - BACK UP

Light Size: 6.5" x 2.25"

**TruckLite**For LED see  
page 181**OVAL SEALED LIGHT****3-WIRE (S/T/T Stop/Tail/Turn & P/T Park/Turn)**

<b>60002-RD</b>	Red S/T/T with Grommet and Pigtail (PL3)	<b>\$15.21</b>
<b>60202-RD</b>	Red S/T/T Sealed Lamp Only (PL3)	<b>\$8.78</b>
<b>60002-Y</b>	Yellow P/T Lamp w/Grommet & Pigtail (PL3)	<b>\$13.95</b>
<b>60202-Y</b>	Yellow P/T Sealed Lamp Only (PL3)	<b>\$8.78</b>
<b>60700</b>	Grommet Only, Black	<b>\$2.69</b>
<b>94993</b>	3 Wire Right Angle Pigtail	<b>\$2.36</b>

**2-WIRE (Turn Signal)**

<b>60001-Y</b>	Yellow Turn Lamp Grommet & Pigtail (PL2)	<b>\$17.50</b>
<b>60201-Y</b>	Yellow Turn Sealed Lamp Only (PL2)	<b>\$12.64</b>
<b>60700</b>	Grommet Only, Black	<b>\$2.69</b>
<b>94925</b>	2-Wire Straight Pigtail	<b>\$2.55</b>

**CLEAR BACK-UP LAMP**

<b>60004</b>	Clear Back-up Light w/Grommet & Pigtail (PL3)	<b>\$15.28</b>
<b>60204</b>	Clear Sealed Light Only, 2-Year Warr. (PL3)	<b>\$11.46</b>
<b>60700</b>	Grommet Only, Black	<b>\$2.69</b>
<b>94992</b>	2-Wire Right Angle Pigtail	<b>\$2.45</b>

Light Dim: 5.31" x 3.43"

Direct Replacement  
for SS-5112-R

2 Year Warranty

**TruckLite**For LED see  
page 182

45002RD

45004

**RED RECTANGULAR S/T/T LIGHT**

<b>45002-RD</b>	Super 45 S/T/T light w/Grom. & pigtail (PL3)	<b>\$20.09</b>
<b>45700</b>	Rectangular Grommet only	<b>\$3.44</b>
<b>94993</b>	3 Wire Right Angle Pigtail (PL3)	<b>\$2.36</b>

**CLEAR BACK-UP LIGHT**

<b>45004</b>	Back-Up Light w/grommet & pigtail (PL2)	<b>\$24.14</b>
<b>45204</b>	Clear Back-Up Light Only (PL2)	<b>\$17.08</b>
<b>SS-8967-W</b>	Red & Clear Lens only for SS-5113W Uses bulb B-1156. (SS-5113W is no longer available.)	<b>\$10.16</b>
<b>45700</b>	Rectangular Grommet only	<b>\$3.44</b>
<b>94992</b>	2 Wire Right Angle Pigtail (PL2)	<b>\$2.45</b>
<b>B-1156</b>	1156 Bulb	<b>\$1.43</b>

Light Dim: 6.5" x 4.5


Signal-Stat

**RECTANGULAR S/T/T LIGHT**

<b>SS-5112-R</b>	Red S/T/T light w/vinyl housing, 3 wire leads	<b>\$23.97</b>
<b>SS-8967-R</b>	Red Lens Only	<b>\$9.81</b>

Visit us online for  
detailed illustrations!**FRONT PARK TURN LIGHT**

<b>66-145</b>	LED Replacement for original rectangular light, fits GM Workhorse	<b>\$30.63</b>
---------------	---	----------------



6" x 6" x 3"

16.5" x 3.75" x 3"

8.25" x 3.75" x 3"

25" x 3.75" x 3"

13" x 8" x 3"

Use 40700 grommet for light boxes with round holes

Use 60700 grommet for light boxes with oval holes

**LIGHT BOXES**

<b>69-005</b>	Steel Light Box for 4.25" round light	<b>\$40.32</b>
<b>69-010</b>	Steel Single Oval light Box	<b>\$32.92</b>
<b>LB-3163</b>	Steel Dual Oval light Box, Long	<b>\$49.95</b>
<b>LB-3163AL</b>	Aluminum Dual Oval light Box, Long	<b>\$48.75</b>
<b>LB-3253</b>	Steel Triple Oval light Box, Long	<b>\$81.31</b>
<b>LB-3253AL</b>	Aluminum Triple Oval light Box, Long	<b>\$84.45</b>
<b>LB-8133</b>	Steel Triple Oval light Box, Upright	<b>\$94.78</b>

Prices subject to change without notice.

## INCANDESCENT MARKER LIGHTS

Dim: 6" x 2.06" x 1"H  
4.75 mount hole spacing



Direct fit on older  
Utilimasters.

Dim: 5.875" x 2.75"



Direct fit on  
UCBC stepvans



## SIDE MARKER LIGHT

G-399-S	Red Rear Side Marker Light	\$12.95
G-400-S	Yellow Front Side Marker Light	\$15.40
G-377-X	Pigtail Only	\$2.81

CLEARANCE or SIDE MARKER  
with Reflector Optics lens

130-A	Yellow Marker Light, 2 bulb	\$6.98
130-R	Red Marker Light, 2 bulb	\$6.18
130-25-R	Red Lens Only	\$3.11
130-25-A	Yellow Lens Only	\$3.46

6" x 2.03" x 1.3"H with  
4.81" mount hole spacing



2 Year Warranty  
For LED see  
page 181

## SUPER 21 MARKER LIGHT

21002-RD	Red Reflex Lens Light with pigtail	\$9.94
21002-Y	Yellow Reflex Lens Light with pigtail	\$10.08
21200-RD	Red Sealed Light, Standard Lens	\$9.59
21200-Y	Yellow Sealed Light, Standard Lens	\$9.47
96930	Single plug pigtail, 12" lead, blunt cut	\$2.17

5.875" x 2" x 1"H with  
4.81" mount hole spacing



## TURTLE BACK MARKER LIGHT, OPTIC LENS

GT-45462	Red Light w/Pigtail	\$31.01
GT-45463	Yellow Light w/Pigtail	\$32.83
GT-90172	Red Lens Only	\$3.55

Dim: 3.875" x 1.625"  
with 3.5" mtg centers  
1.375 Dia. clearance hole



Popular on Utilmaster

## FRONT MARKER w/REFLECTOR LENS

420-0136	Yellow Light w/Reflex Lens	\$5.40
----------	----------------------------	--------

Dim: 5.25" x 2.125" x 1.375H  
3.875" mounting centers



Mounts without disassembly. Mounting holes interchange with most competitive armored lights. Lens will replace Grote, Dietz, K-D and Visall.

## DIE CAST ALUMINUM MARKER LIGHT

GT-46282	Red Light Assembly	\$12.24
GT-46283	Yellow Light Assembly	\$12.96

Dim: 4.75" x 2.25"  
with 3.625" mtg centers



Popular on Fedex Ground



For LED see  
page 181

Not suitable for combination  
clearance/marker.

## FLUSH MOUNT CAB MARKER LIGHT

25766-RD	Light and Gasket Only, Red	\$6.27
25766-Y	Light and Gasket Only, Yellow	\$7.22

Dim: 4.5" x 1.625"  
with 4" mtg centers



For LED see  
page 181

Not suitable for combination  
clearance/marker.

## REFLECTOR MARKER LIGHT

18300-Y	Yellow Marker Light	\$8.04
18300-RD	Red Marker Light	\$7.11



96930- Single wire  
pigtail plug with a  
12" lead. \$2.17



94902- Right angle  
PL-10 2-Pin pigtail plug  
for marker lights. Two  
6-1/2" leads. \$2.02



## Marker Light Pigtail Plugs

Prices are subject to change without notice.

All manufacturers' names, numbers, and descriptions are used for reference purposes only. It is not implied that any part listed is the product of the original manufacturers or approved by any of these manufacturers.



## INCANDESCENT MARKER LIGHTS

Dim: 4" x 2"  
3" mounting centers



For LED see  
page 181I

Snap on Lens

## 2 BULB MARKER LIGHT

138-R	Red Light Assembly	\$3.95
138-A	Yellow Light Assembly	\$3.94
V-9007-R	Red Lens Only	\$2.39
V-9007-A	Yellow Lens Only	\$2.55

Dim: 4.125" x 2"  
3" mounting centers



Snap on Lens

## 2 BULB MARKER LIGHT

135-R	Red Light Assy	\$3.96
135-A	Yellow Light Assy	\$4.06

Light Dim: 3.78" x 1.23"  
Base Dim: 4.1" x 1.07 x .5"  
3" mounting centers



For LED see  
page 185

Lights require base. Base uses snap lock tabs for installation ease.

## RECTANGULAR SEALED MARKER LIGHT

19200-RD	Red Sealed Light Only	\$3.99
19200-Y	Yellow Sealed Light Only	\$4.13
19721	Gray Header Mount Base w/one Wire	\$3.09

Light Dim: 2.5" x 1.125"  
Base Dim: 4.4" x 1.4"  
w/ 3.625 mount centers



For LED see  
page 185

Lights require base. Base uses snap lock tabs for installation ease.

## RECTANGULAR SEALED LIGHT

15008-RD	Red Light w/White Header Mount w/pigtail	\$9.46
15008-Y	Yellow Light w/White Header Mount w/pigtail	\$9.46
15200-RD	Red Sealed Light Only	\$3.78
15200-Y	Yellow Sealed Light Only	\$3.55
15414	Header Base only, white, w/2-wire Pigtail	\$4.87
94902	Pigtail Only	\$2.02

NEW ITEM



For LED see  
page 186




## 2" ROUND MARKER LIGHT

30200-RD	Red Sealed Light Only	\$3.13
30200-Y	Yellow Sealed Light Only	\$3.38
30401	Grommet Mount w/Plug Only	\$4.15
30402	Closed-Back Grommet Mount w/Plug	\$4.49
30404	Branch Deflector w/Grommet & Plug	\$7.35
94902	Plug Only	\$2.02

## 2.5" ROUND MARKER LIGHT

10202-RD	Red Sealed Light Only	\$3.14
10202-Y	Yellow Sealed Light Only	\$3.00
10205-RD	Red Sealed Light w/Reflector Lens	\$3.55
10205-Y	Yellow Sealed Light w/Reflector Lens	\$3.55
10404	Grommet Mount w/Plug Only	\$4.11
10414	Branch Deflector w/Grommet & Plug	\$6.24
94902	Plug Only	\$2.02
10700	Grommet Only, Open Back, 2-3/4" hole	\$2.35
10704	Grommet Only, Closed Back, 3" hole	\$2.38



Signal-Stat

Three lights mounted on white ABS bar with lights on 6" centers. Original Equipment used on Morgan Olson.

## 16" BAR MARKER LIGHT

SS-1216-R	3 Bar Red Light Assy on white bar	\$52.45
SS-1216-A	3 Bar Yellow Light Assy on white bar	\$45.10



## FLASHERS

FL-12V	2 Blade Heavy-Duty Flasher, 12 Volt, 20 Amp For incandescent lights	\$7.42
36-44530	2 Blade Flasher, fits in round socket, 60 to 120 fpm, for incandescent lights	\$15.96
44-890	3 Blade Electronically controlled 12V flasher Used with Incandescent to LED loads. External wire provides ground.	\$26.32
44-891	2-Blade Electronically controlled 12V flasher Used with Incandescent to LED loads. External wire provides ground.	\$22.90
M-50905	PL3 Connector with resistor to allow LED use with standard flasher, One year warranty.	\$11.25
43-519	Pigtail for 3 prong flashers	\$4.70

Prices subject to change without notice.

## LED &amp; INCANDESCENT LICENSE LIGHTS &amp; BRACKETS

Light Dim: 3-13/16" x 1-3/16"H




Snap lock tabs for installation ease.

## RECTANGULAR SEALED LICENSE LIGHT

19206	Incandescent Clear License light only	\$4.60
19721	Gray Mount Base, 1 Hot Wire, Base grounds	\$3.09
96904	Single Hot Wire Only	\$1.05

Light size: 2.5" x 1.2"



## LED &amp; INCANDESCENT 2.5" x 1.2" LICENSE LIGHT

15205	LED License or Utility Light <b>3 LEDs</b> hard wired with Female PL10 Connectors (shown)	\$26.32
15227	LED License or Utility Light <b>3 LEDs</b> hard wired with .180 bullet plugs	\$27.43
15040	LED Bulb (15205) w/Mount (15729) & gasket.	\$44.50
15011	Incandescent Bulb 15208 w/Mount (15729) and mounting gasket	\$7.49
15208	Incandescent License or Utility Light	\$3.47
94902	2-Wire Pigtail for 15208 Incandescent light	\$2.02
15729	Bulb Mount only, gray, LED or Incandescent	\$4.73

70-4817  
26-338Chrome plated with  
2-5/8" mounting centers.

66-438



66-443



M-25200L



66-431

## LED &amp; INCANDESCENT LICENSE LIGHT

66-443	LED License light, chrome, <b>4 LEDs</b> 2-wire, snaps in 1-1/4" hole	\$7.95
66-431	Incandescent License light, chrome 1-wire, grounds thru body, snaps in 1-1/4" hole	\$5.50
66-438	LED License light, chrome, 2 wire, <b>4 LEDs</b>	\$18.95
70-4817	Incandescent License light, chrome, 1 wire	\$8.26
26-338	Incandescent License light, chrome, 2 wire with Packard Connector	\$17.22
M-25200L	Stainless Steel Licence Light w/chrome bezel, 2 wire 2" hole spacing	\$10.50

Prices are subject to change without notice.



LED



## 2.5" x 1" LICENSE LIGHT

M-25301L	LED License Light w/2 bullet connectors	\$16.65
M-25302L	LED License Light w/2 female PL10 conn.	\$15.73
M-50250	Gray Mounting Bracket	\$5.56



LED

## STUD MOUNT LICENSE LIGHT

M-25100L	LED License Light, Black Housing	\$9.27
M-25102L	LED License Light w/aluminum license plate bracket, black	\$13.52

Light Dim: 1-7/8"L" x 3/4"H x 1/2"D

LED



- Lamp adheres directly to surface with adhesive backing
- Mount area 1.88" x .75"
- 12-30 Volt
- Hard wired with rear or side exit wires with .180 molded bullets
- Can be mounted without any mounting brackets or fasteners
- Electronics are completely sealed in epoxy
- When properly mounted lamps conform to FMVSS - 108
- Lifetime warranty

## LED 36 SERIES LICENSE LIGHT

36140C	LED License Light, rear mount wires	\$41.15
36145C	LED License Light, side mount wires	\$31.94
36711	Black Bracket for 36140C only, 2.25"x1.6"	\$3.10
36710	Gray Bracket for 36140C only, 2.25"x1.6"	\$3.38

Overall Dim: 4-7/8"W x 1-7/8"H x 1-3/4" D

All aluminum, popular on  
**Grumman Olson**

## ARMORED LICENSE LIGHT with BRACKET

AL-11	Incandescent License Light w/Bracket	\$33.50
-------	--------------------------------------	---------



## RECESSED LICENSE PLATE BOXES/INSERTS REPLACES GRUMMAN / MORGAN OLSON



**33-540 - Aluminum** License Plate Box only, no lights **\$83.95**

**33-538 - Same as 33-540 with two LED license lights \$96.85**

Overall Dim: 18-1/2" x 10-3/8".

Fits in hole: 16-1/2" x 6-3/4".

33-540 License light hole size: 1-1/4"

**33-531 - Aluminum** License Plate Box only, no lights **\$88.95**

Overall Dim: 18-1/2" x 10-1/2".

Fits in hole: 16-1/4" x 6-7/8".

License light hole size: 1-3/4"


**33-527 - Plastic** License Plate Box. **\$47.02**

Overall Dim: 17-3/8" x 10-3/16".

Fits in hole: 15-1/2" x 6-3/4"

License light hole size: 1-3/4"

Visit us online for more  
detailed illustrations!



6-1/8" X 2-1/2"

### LED LICENSE LIGHT WITH SIDE PLATE

**33-553 LED** License light with rubber grommet **\$13.73**  
eyebrow to direct light to license plate. Includes a 6-1/8" x 2-1/2" aluminum side plate to repair rusted area. Made for U.C.B.C. Powder coated white. Fits either side, sold each.



### LICENSE LIGHT with BRACKET

**437-00-132 Incandescent License** **\$25.52**

**Light with Bracket.** All black steel body & base.

Bracket dim: 10-3/4" L x 4-5/8" H x 2-3/16" D.

Two mounting holes on 2-1/2" centers.

**437-08-132 Incandescent License Light w/o Bracket. \$21.41**

Light Dim: 4-1/8" L x 3-7/16" H x 2-3/16" deep.

Two mounting holes on 3-5/8" centers.

### M-1361 - Reflector Set \$40.95

Set of 3 Orange fluorescent polypropylene triangle reflectors in a plastic carrying case.

Base 20" long

Each Leg of triangle 17-3/4" L

Holding case 20"x 6"x 4"



## REFLECTORS

### 3" Dia. Reflector with Oval Aluminum Housing.

Two mounting holes on 4" centers.

**472-R Red \$3.06**

**472-A Amber \$3.06**




### 3" Self Stick Round Reflector

Permanently mount reflector to any clean, flat surface.

**475-R Red \$1.46**

**475-A Amber \$1.46**




### 3" Center Mount Round Reflector

Hermetically sealed in a protective plastic cup. Mounts with one screw through center hole.

**486-R Red \$1.50**

**486-A Amber \$1.50**




### 3" Round Reflector Tape

Highly reflective prismatic lenses in durable transparent synthetic resin, sealed and backed with a pressure adhesive & clear polymer. Simply bend, peel & apply. Meets & Exceeds DOT & SAE requirements.

**98175-R Red \$2.34**

**98175-Y Yellow \$2.34**



### 2" x 3-1/2" Rectangular Reflector Tape

Highly reflective prismatic lenses in durable transparent synthetic resin, sealed and backed with an aggressive pressure adhesive & clear polymer. Easy to apply, simply bend, peel & apply. Meets & Exceeds DOT & SAE requirements.

**98176-R Red \$2.46**

**98176-Y Yellow \$2.46**



## REFLECTIVE TAPE



Attract special attention with readily visible **Conspicuity Tape**, easily seen with high reflective qualities.

- Chemical, corrosion & impact resistant. Self Adhesive
- FMVSS 108 and ASTM D4956 DOT certified

### REFLECTIVE CONSPICUITY SAFETY TAPE

**14-081 - 12" Reflective tape strip \$4.20**

**6" Red / 6" White**, 5 pcs per package

**14-083 - 18" Reflective Tape strip \$6.49**

**18" Yellow**, 5 pcs per package

**14-084 - 18" Reflective tape strip \$6.49**

**11" Red / 7" White**, 5 pcs per package

**14-082 150ft x 2" Reflective tape roll \$99.95**

Alternating **11" Red / 7" White**

**14-087 150ft x 2" Reflective tape roll \$119.40**

Alternating **6" Red / 6" White**

NEW ITEM

Prices subject to change without notice.




**SWITCHES****Hand-Held Remote Control Switches**

**48-091** Remote Control Switch only. This is for a 3-wire or 4-wire set up which can be used for power-up, gravity-down or power-up, power-down.

*Used with;*

- Lift Gates
- Leaf Vacuums (ODB/and Others)
- Dump Trailers
- Dump Trucks



**47-218** - 100 ft Spool of 14 Ga. 4 Conductor Straight Cable



**48-062** 16/3 Retractable 12' coiled cord only

**48-063** 16/4 Retractable 12' coiled cord only

**3 & 4 Wired Switches**

**48-092** (3-wire)

**48-096** (4-wire)



**48-068**

(3-wire)

- Retractable Cord
- Extends to 12 ft.
- Retracts to 4 ft.
- Oil Resistant



**48-069** (3-wire)

**48-064** (4-wire)



**48-098**

(4-wire)

**3-Wire Switches (Power-Up — Gravity-Down)**

**48-092** Remote Switch with 10 ft., 16/3 straight cord.

**48-069** Remote Switch with 10 ft., 16/3 straight cord.

**48-068** Remote Switch with 12 ft., 16/3 **retractable coiled** cord.

**4-Wire Switches (Power-Up — Power-Down)**

**48-096** Remote Switch with 10 ft., 16/4 straight cord.

**48-064** Remote Switch with 10 ft., 16/4 straight cord.

**48-098** Remote Switch with 12 ft., 16/4 **retractable coiled** cord.

**One-N-Done! Liftgate Switch**

Never replace the whole unit again! Only replace the sealed toggle switch.



Replaces

**48-100** - One-N-Done Liftgate Switch

- Replaces all 3-wire switches with power-up — gravity-down
- Replaces left or right or vertical switches
- Wires can be routed out bottom, back, or sides
- Plasticized switch w/O-ring stem & rubber boot
- Sturdy anodized aluminum body



**36-907** - Master Power Switch Located in Cab.



**36-909** - Actuator with 'Lift Gate' imprint



**48-077** - Momentary Toggle Switch, 3 Blade Terminal



**48-065**



**48-066**



Used on this type switch

**48-065** - 2 Terminal Stationary Push Button Switch with Rubber Cap.

**48-066** - 3 Terminal Stationary Push Button Switch with Rubber Cap.



**48-073** - Start Switch, dimmer type



**48-074** - Cut-Off Safety Switch. Replaces Anthony: A150031,



**48-060** - 3 or 4-Pole Plug with Cable Clamp & Spring Protector

*Can be used with 3 or 4 wire switches*



**48-061** - 3 or 4-Pole Socket with split pins

## LIFTGATE PUMP MOTORS



**190-1563** - CCW Replacement Motor with single stud

**Specifications:**

Rotation: CCW  
Overall Length: 7.236 in.  
Shaft Outside Diameter: .591 in.  
Shaft Style: 15mm, Slotted

**Replaces:**

Anthony: A150018, A150018M  
Del America©: 20415  
Eagle©: 1330180  
JS Barnes©/Haldex: 2200-480  
Lester©: 10728, 160-835/917, 6126  
Leyman©: LH-150018  
Maxon©: 223740  
Monarch©: 39200388, 8111, 8112

Prestolite©: 46-2220/2364/2617/2777  
46-3620/4058  
MHN-4001/4003/4005/4006,  
MUE-6001/6021BS/6105/6106  
MUE-6201/6202/7003  
Thieman©: 4400351, 4421721, 4423520  
Tommy©: 42 Monarch, 42-4320  
Waltco©: 70091739, 70092312, 70092359



**48-415** - CW Replacement Motor with 9-spline shaft

**Specifications:**

Rotation: CW  
Overall Length: 7.68"  
Outside Shaft Diameter: .480"  
Shaft Style: 9 Spline

**Replaces:**

Anthony A150265  
Del America 25169  
Fenner 1185AC, 1785AC, 1787AC, 1931AC  
Lester 10735  
Maxon 222423, 226578, 46-4048, MUE-6114S/6212  
Tommy 42 Fenner  
Waltco 70392900  
Venco 13850

**48-425** - CW Replacement Motor with single post & tang shaft

**Specifications:**

Rotation: CW  
Overall Length: 7.20"  
Diameter: 4.50"  
Shaft Style: Tang

**Replaces:**

Maxon 224912 / 53500  
Prestolite MDY617 / MDY7002 / MDY7039  
Tommy 43-86  
Venco MI-0199-00  
Waltco 70391000 / 70392000



**48-460** - 3" Diameter CCW Replacement Motor with 1/4" slotted shaft

**Specifications:**

Rotation: CCW  
Overall Length: 6.374 in.  
Motor Dia: 3.00"  
Shaft Outside Diameter: .626 in.  
Shaft Style: Tang 1/4 in. wide slot

**Replaces:**

Eagle 1330185  
Thieman 4423720  
Leyman P33939  
Monarch or Bucher 8110  
Waltco 70092401, 70092423



**48-465** - CCW Replacement Motor with 1/4 in. wide slot shaft

**Specifications:**

Rotation: CCW  
Overall Length: 7.10 in.  
Motor Dia: 4.50"  
Shaft Style: 1/4 in. wide slot

**Replaces:**

JS Barnes©/Haldex: 2200072, 39200398  
Lester©: 10786DBB  
Leyman©: MMY4001, P33818  
Maxon©: 229272, 250093  
Monarch©: 08196D, 8100  
MTE©: 39200398  
Prestolite©: 46-2054/2495/2516/2534/4038/4154  
MFX-4001/4002/4003, MMY-4001/4002/6101AS/6302  
Thieman©: 4422590  
Waltco©: 70091739, 70092313

*Visit us online for more  
detailed illustrations!*



**48-467** - CCW Replacement Motor with 1/4 in. wide slot shaft

**Specifications:**

Rotation: CCW  
Overall Length: 7.236 in.  
Motor Dia: 4.50"  
Shaft Style: 1/4 in. wide slot

**Replaces:**

Lester©: 10716, 10769, 160-183, 160-994  
Leyman: P33818  
Maxon: 229272 / 250093 / 250093HD / 3900398  
MTE©: 39200292  
Prestolite©: 46-2516, MMY4001, MMY4001A, MMY4003



**48-470** - CCW Replacement Motor with slotted shaft

**Specifications:**

Rotation: CCW  
Overall Length: 7.236 in.  
Shaft Style: Slotted

**Replaces:**

Lester©: 160-705/706/834, 6033, 6034, 6119  
Maxon©: 250100, S203T4586  
MTE©: 39200443  
Prestolite©: 46-2107, 46-349, MDY-6101/6102/6119/6122,  
MDY-7043/7050/7057/7059,  
MHN-4001/4005, MUE-6001/6104/6301/7006

**MM-054** - 3" Diameter CCW Replacement Motor with 3/16" slotted shaft

**Specifications:**

Rotation: CCW  
Dimensions: 6.374" L x 3" Dia.  
Shaft Outside Diameter: .626 in.  
Shaft Style: 3/16 Wide Slot

**Replaces:**

Johnson Electric©: 4882640, MM48826, MM551046,  
MO551046, MO551046A, MO551046AS  
Lester©: 106-027, 5200  
Prestolite©: 46-2001, 46-854, 4602415, 4604160, MGL4005,  
MGL4105, MKW4007

## LIFTGATE PUMP MOTORS



**48-452** - CW Replacement Motor for Material Handling Units, 12V, Slotted Shaft

**Replaces:**

Clark: 878173, 907381  
 JS Barnes®/Haldex: 110-0006,  
 220-0006, 220-0218, GC-123D-C4  
 Lester®: 160-9129, 5381  
 Prestolite®: 46-0416/2543/2610/2611, ML-4355/4357/4364/4368/4369  
 ML-4502/4509/4510/4512/5006/5007/5107  
 Raymond®: 570-444  
 Webster®: 151-21044, 171-21044  
 Yale®: 1294164-83, 1294164-91, 592303

**48-448** - Bi-Directional Replacement Motor with 9 Spline Shaft - 12V

**Specifications:**

Rotation: Bi-Directional  
 Field Housing O.D.: 4.500 in.  
 Overall Length: 7.677 in.  
 Shaft Outside Diameter: .480 in.  
 Shaft Style: 9 Spline

**Replaces:**

Fenner®/Fenner Stone®/SPX®: 1185AC, 1471AC, 1794AC  
 Lester®: 10737, 160-839



**48-476** - Ramsey® Winch Motor, 12V, Bi-Directional, Keyway Shaft

**Applications:** Autocrane®, Desert Hydraulics®, Koenig®, Liftmoore®, Masey-Ferguson®, Ramsey®, Tulsa®

**Specifications:**

Rotation: Bi-Directional  
 Overall Length: 9.311 in.  
 Shaft Outside Diameter: .748 in.  
 Shaft Style: Includes keyway

**Replaces:**

Desert®: T-200  
 Lester®: 5687-DBB  
 Massey-Fergusson®: GX-1534  
 Prestolite®: MBJ-4407  
 Ramsey®: 20049, 458001, 458094

## MOTOR TO PUMP COUPLERS



48-611



48-615



48-618



48-617

- |               |   |
|---------------|---|
| <b>48-611</b> | Female tang (4.5mm) to male tang (6mm) Length .570" |
| <b>48-615</b> | 9 spline to 9 spline. Length 1.265"                 |
| <b>48-618</b> | 9 spline to 16 spline. Length 1.16"                 |
| <b>48-617</b> | Female tang to 9 spline. Length .795"               |

## REPLACEMENT SOLENOIDS



48-046



48-047




48-048



48-049



48-170



48-171



48-172



48-173



48-174



48-176



48-177



182-0610



190-1633



605-3098

- |                 |  |
|-----------------|--|
| <b>48-046</b>   | 3 Post Grounded 12V Solenoid, positive to excite with flat base.                                     |
| <b>48-047</b>   | 3 Post Continuous-Duty Insulated 80 AMP 12V Solenoid, negative to excite, with flat base.            |
| <b>48-048</b>   | 4 Post Insulated 12V Solenoid, positive to excite with flat base.                                    |
| <b>48-049</b>   | 6 Post Continuous Duty 12V Solenoid with flat base. Used on Ramsey Winches and others.               |
| <b>48-170</b>   | 3 Post Positive Grounded Prestolite 12V Solenoid with curved base.                                   |
| <b>48-171</b>   | 4 Post Insulated Prestolite 12V Solenoid with curved base.   |
| <b>48-172</b>   | 4 Post Insulated 12V Solenoid with curved base.  |
| <b>48-173</b>   | 3 Post Positive to Excite, Grounded 12V Solenoid with curved base.                                   |
| <b>48-174</b>   | 3 Post Intermittent-Duty 150 AMP 12V Solenoid with curved base. (Replaces Monarch & Maxon Solenoids) |
| <b>48-176</b>   | 4 Post Insulated Continuous-Duty 200 AMP 12V Solenoid with curved base.                              |
| <b>48-177</b>   | 4 Post Continuous-Duty 225AMP max, 12V Bear Solenoid, contact peak 600 with flat base.               |
| <b>182-0610</b> | 4 Post Continuous-Duty 150 AMP 12V Solenoid with flat base.  |
| <b>190-1633</b> | 4 Post Intermittent-Duty Trombetta 150 AMP 12V solenoid with flat base.                              |
| <b>605-3098</b> | 4 Post Intermittent-Duty Trombetta 150 AMP 12 V Solenoid with curved base.                           |



- |               |  |
|---------------|--|
| <b>99-011</b> | 'L' Shaped Solenoid Connector. Connects solenoid to motor, nickel plated copper  |
| <b>99-014</b> | 'Z' Shaped Solenoid Connector. Connects solenoid to motor - nickel plated copper |
| <b>99-016</b> | 16.5" Solenoid 2 Gauge Ground Cable. Insulated cable with nickel plated ends     |





## CARTRIDGE DRAIN SOLENOID VALVE



- 256-0548** ... Cartridge drain valve, 1/2" stem  
**256-0555** ... Round Coil, 1/2" stem, 10V, two terminal  
**48-193** ..... Square Coil, 1/2" stem, 10V single wire, 25 watt



- 256-0553** 4-Way Solenoid Valve, 1/2" stem  
**256-0555** Round Coil, 1/2" stem, 10V, two terminal  
**48-223** Coil only, one wire, 1/2" stem, 12V, 16 watt  
**256-0557** Coil only, 2 terminal 1/2" stem, 10V, 16 watt

**For more valve and coils, give us a call!**

## BUCHER BREATHER VENT CAPS




- 48-183** 3/4"-14 NPT Breather Vent Cap used on Monarch Power Pack  
**48-188** 3/4"-14 NPT Breather Vent Cap with Splash Guard **NEW**  
**48-186** 3/8"-18 NPT Breather Vent Cap **NEW**  
**48-187** 3/4"-14 NPT Breather Vent Cap with 3" Dipstick **NEW**

## HYDRAULIC PUMP RESERVOIRS

**48-710** - Horizontal 3/4 Gallon Hydraulic Pump Reservoir for Monarch. 0.23 gallon usable.

Dim: 4-1/2" x 13"



**For More Reservoirs Visit Us Online**

## UNIVERSAL LIFTGATE POWER UNITS

**48-240** - 4 Way DC Power Unit with 0.75-Gallon Reservoir. Power-Up/Power-Down. **NEW**

## Product Details:

- Width: 6.60"
- Length: 17.38"
- Height: 7.50"
- 2500 PSI
- 12 VDC
- Horizontal Mounting
- 72" Control Cable
- 4-Wire Connection



**48-241** - 4 Way DC Power Unit with 1.5-Gallon Reservoir. Power-Up/Power-Down. **NEW**

## Product Details:

- Width: 6.60"
- Length: 26.38"
- Height: 7.50"
- 2500 PSI
- 12 VDC
- Horizontal Mounting
- 72" Control Cable
- 4-Wire Connection



**3-1/4" distance from center-to-center between mounting holes**

**48-242** - 4 Way DC Power Unit with 0.75-Gallon Reservoir. Power-Up/Gravity-Down. **NEW**

## Product Details:

- Width: 6.69"
- Length: 14.89"
- Height: 8.09"
- 2500 PSI
- 12 VDC
- Horizontal Mounting
- 72" Control Cable
- 3-Wire Connection



**48-243** - 4 Way DC Power Unit with 1.5-Gallon Reservoir. Power-Up/Gravity-Down. **NEW**

## Product Details:

- Width: 6.69"
- Length: 22.38"
- Height: 8.09"
- 2500 PSI
- 12 VDC
- Horizontal Mounting
- 72" Control Cable
- 3-Wire Connection



**48-060** - 3 or 4-Pole Plug with Cable Clamp and Spring Protector

**Can be used with 3 or 4 wire switches**



**48-061** - 3 or 4-Pole Socket with split pins

## REAR VIEW CAMERA VIDEO SYSTEMS

### UNIVERSAL WIRED CAMERA SYSTEMS

#### 14-350 Rear View Back Up Camera System with the Capability of Supporting 2 Cameras



The 14-350 Camera System has the capability of supporting up to 2 cameras. One camera comes with the system and a 4-Pin 66 foot cable. This popular rear view LCD wired camera system uses a 7 inch color LCD monitor with 800 x 400 resolution. The full color camera supports high resolution with inferred features for excellent picture quality. A remote and a 66 foot cable are included. The 7" LCD Digital Monitor includes one mount. The monitor has an 8 Pin connection that will connect to 2 cameras with standard 4 pin cables. One camera is included with the system.

#### Includes:

- 7" LCD Color Monitor with 800 x 400 resolution. Built in speaker, contrast, color and brightness adjustable. Includes sun visor shroud and mount
- CCD Camera w/high resolution support and excellent night vision with mount
- 66 ft video cable, 4 pin, can be connected to other cables to increase length.
- Remote Control

#### Replacement Components that fit 14-350 Camera System



**14-720** - 7" Monitor with **8 Pin** connection.



Standard 4-Pin to Camera 8 Pin to Monitor



**14-337** - Camera with automatic Night Vision and built in mic. Uses **4 Pin** connection.



#### Replacement cables with Standard 4-Pin Connections

- 14-333** - 33 foot cable  
**14-360** - 66 foot cable

#### 14-825 Rear View Back Up Camera System with the Capability of Supporting 3 Cameras



This Universal backup camera system comes complete with a crystal clear 7" TFT LCD Color Monitor with mirror image capability, a single Infra-red, night vision camera is, wire harness and remote. The system is capable of being upgraded to handle 3 cameras and uses 5 pin camera cables. The rear view camera that is included is completely weatherproof, strong and reliable, shock resistant with a 10G impact rating (highest in the industry) and the system comes with a full year warranty.

#### Includes:

- 7" TFT LCD Digital Monitor with Mount. Includes a 13 Pin Female or RCA connection and 5-pin connections to cameras. The monitor has a Sharp Digital Display with built-in distance grid lines and speakers and has a resolution of 800 x 400.
- Color Weatherproof Low profile Backup Camera, keeps out of the way of branches. Has a high impact rating. With infra-red lights, this backup camera will provide a stunning picture at night as well as day allowing up to 30 feet of vision even on the darkest night.
- 13 pin wire harness that connects to the monitor and up to 3 cameras
- 66' Camera Cable
- Remote Control
- All mounting hardware
- Installation and product manual

#### See below for Replacement Parts and Additional Components for this system

#### Replacement MOVIN'ONGPS Monitor on Morgan Olson and Components that will fit 14-825 above



**Replaces MOVIN'ONGPS Monitor on Morgan Olson and Our 14-825 System Above**

**44-164** - 7" TFT LCD Digital Color Monitor with super sharp 800 x 400 pixel resolution. Built-in distance grid lines are optional and adjustable. Has a built-in speaker and its menu can be navigated on monitor or with the included remote. A removable sunshade is included with a universal mount with adhesive pad. This monitor can handle up to 3 cameras. Has 13 pin connection at monitor and connects to 5 pin camera cables. One year warranty.



13 Pin to Monitor



Standard 5-Pin to Camera



**14-810**



**14-813**



**14-816, 14-833, 14-827**

- 14-810L** - Roadside side view camera with 33' cable  
**14-810R** - Curbside side view camera with 33' cable  
**14-813** - Flush rear mount camera for 1" hole  
**14-816** - 16ft. 5-Pin monitor to camera extension cable  
**14-833** - 33ft. 5-Pin monitor to camera extension cable  
**14-827** - 65ft. 5-Pin monitor to camera extension cable

## REAR VIEW CAMERA VIDEO SYSTEMS

### UNIVERSAL WIRELESS CAMERA SYSTEM

#### 44-630 Wireless 5" Rear View Camera System Wireless that Works up to a distance of 100 ft.



The digital wireless transmission work at long distances, up to 100 ft, with no interference. Even while traveling at 60-70mph, the system will hold the signal. **Waterproof Camera with Night Vision** - With an IP69K rating (highest IP rating there is), the camera works in all weather conditions. 18 infra-red lights ensure a perfect view even on the darkest night. **Two powering options** - a cigarette lighter plug and a hard wire option. **Easy Install + Instant Pair** - System installs in under an hour and comes with instant pair which allows you pair the camera and monitor together without leaving the cab.

#### Includes:

- 5" LED Wireless Color Monitor
- Wireless Backup Camera with Infra-red Night Vision
- Suction Cup Mount
- Wireless Antennas
- Camera Power Cable
- Monitor Hard Wire Cable
- Monitor Cigarette Lighter Cable
- Screw Kit for Camera Installation

**NEW**  
**44-635 - 7" Wireless monitor with 3 camera system.**  
Includes one rear and two side view cameras. This monitor will allow you to view a single image, split, or 4 images at once. Pairs to the cameras without leaving your cab. With this system you can also add a fourth front facing camera if needed. Visit MillSupply.com for more information.

#### Additional Components that fit 44-630 Camera System



**14-815** - Wireless backup camera with a 130 degree viewing angle, 18 infra red night vision and adjustable viewing base. Has power cable.



**14-382** - Optional Surface mount base



Wireless backup cameras for the side of the vehicle. Has a 130 degree viewing angle, 18 infra red night vision and adjustable base. Has power cable.

**14-817L** - Roadside Wireless

**14-817R** - Curbside Wireless

### REAR VIEW CAMERA COMPONENTS *Plug and Play on Utilmaster*



The old 5.6" monitor is now replaced with a 7" monitor.

**Voyager**



**44-161 - 7" LCD Monitor with 3 Camera Inputs** replaces the existing 5.6" monitor in your Utilmaster

**44-161** - 7" rear view LCD color monitor for a wired system with 3 camera inputs. This is a replacement monitor for the old 5.6" monitor used in Utilmaster trucks. The video cables are the same and can be directly plugged in. The power cables would need to be rewired in if you are replacing your monitor on your Utilmaster. Instructions are online.

- Manual or automatic source selection
- Turn-signal compatible with additional cameras
- Day/Night brightness modes
- On Screen Display for AV source, picture & volume
- Anti-glare/Anti-scratch protective lens



13 Pin to Monitor



4-Pin CEC Mini to Cameras



44-163



44-195



44-189



CEC Mini 4-pin Cable

**44-163** - Monitor Mount

**44-189** - Voyager CCD IR LED color camera

**44-195** - Voyager CMOS IR LED color camera

**44-125** - 25 ft CEC Mini 4-pin video cable

**44-134** - 35 ft CEC Mini 4-pin video cable



## REAR VIEW CAMERA SYSTEMS



**Popular on the  
Ford Transit  
and Mercedes  
Sprinter!**

**OEM on Many Fleets**

**NEW**

### 44-171 - 7" Voyager Video Monitor with 4 camera inputs

- Supports 4 cameras with 6 triggers including Single image, Split-screen, and Quad View display modes
- 7-inch digital wide format color TFT LCD display
- DC auto source for switching triggers (turn signal compatible)
- Manual day/night display brightness controls
- Backlit control buttons
- Heavy duty waterproof construction
- Rated and tested to withstand 4G continuous vibration
- AMPS mounting provisions
- Built-in speaker
- Removable sun visor included
- 800 W x 450 H screen resolution
- 16:9 aspect ratio

**44-700** - Voyager Rear View Mirror monitor kit with harness and mount. Has a 7" LCD display with the harness that comes off the mirror (does not include harness to camera). Also includes mirror mount that attaches to windshield. This unit is Popular on the Ford Transit and Mercedes Sprinter and is used by Frito Lay. This monitor can be used in place of the standard OEM option in Light, Medium and Heavy Duty vehicle applications. Control buttons along the bottom of the monitor make it easy to manually change up to 3 cameras views and adjust the picture. Reflective glass serves as a rear view mirror when the camera is not active. It has a built-in speaker.

**View our other Camera Systems online!**



**NEW**

**44-193** - Surface Mount Light Bar with Camera. Popular on Fedex Morgan Olson Stepvans.  
Dim: 15.6" W x 1.4" H x 2.2" D



**44-194-LH** - Drivers Side Voyager Camera  
**44-194-RH** - Passenger Side Voyager Camera



**44-189** - Voyager CCD IR LED color camera

## STEREOS & STEREO SYSTEMS

### JHD1630B JENSEN H-D SIRIUS READY STEREO

**Heavy-Duty AM/FM/AUX**



**Popular on  
Morgan Olsons**

**JHD1630B.... Heavy-Duty Jensen AM/FM/AUX & Sirius Ready Stereo**

**44-145** .....Sirius tuner used with JHD1630B

**44-147** ..... Sirius vehicle antenna



**44-145**



**44-147**

**Heavy Duty AM/FM/AUX/WB/ & SIRIUS Satellite Ready Stereo Features:**

- NOAA Weatherband & Alert
- SIRIUS Satellite Radio Ready (Requires SIRIUS Tuner & Antenna)
- Electronic AM/FM Tuner with Aux
- 4-channel 180 watt (4x45W)
- Front and rear aux-in, plus Pre-Amp Line-out
- White LED backlighting
- Amber backlit panel buttons
- Up to 30-day memory when battery is disconnected
- Low battery alert
- Protected front panel from dirt & grime through push-button gaps
- Dim: 7-1/2"W x 2-1/4"H

### 44-910 - AM/FM/MP3 STEREO SYSTEM

**with 2 Wedge Speakers & Antenna**

Kit includes 44-100 BOSS Stereo, two 44-140 Speakers and Antenna



**44-910 ...AM/FM/MP3 Stereo w/ Antenna & Speakers**  
This unit does not have a CD player

**44-100** .....AM/FM/MP3 Stereo only

**44-140** ..... 60 Watt, 5" Wedge Speakers (Pair)

**44-175** ..... 13" Black Antenna with 54" cable

Pictures are representations of the units we carry. Appearances are subject to change, however function, features, and quality will not change.

- 44-100 AM/FM/MP3 Radio w/USB/Aux-in**
- Compatible audio outputs of iPod®/iPhone®, Smartphones, MP3 players
  - Front & rear pre amp outputs
  - USB charging
  - 2 Channel Output 50W x 4
  - Warranty 1 Year

### 44-950 - HEAVY DUTY STEREO SYSTEM

**Popular on Utilimasters & Morgan Olsons**



**NEW**



**with 2 Wedge Speakers and Antenna**

Kit includes 44-300 Stereo, 44-140 Speaker Set & 44-175 Antenna

**44-950** ..... Stereo w/ antenna & speakers

**44-300** ..... AM/FM/USB/AUX/BT Stereo

**44-175** ..... Antenna (mounts top or side)

**44-140** ..... 60 Watt, 5" Wedge Speakers (Pair)

We recommend ordering another set of speakers (44-140) for better sound. (Wire not included, order 50-025)

**44-300 Stereo Features:**

- SiriusXM - Ready
- AM/FM/RBDS/WB - Radio
- USB/AUX/BT - Ready
- Full dot matrix LCD with white LED backlighting
- 180 watt maximum power (45w x 4)
- 12/24-hour selectable clock with alarm

## STEREO ACCESSORIES



**44-129**  
4" Speaker with tweeter and Grille, 30 Watt Max, 4 ohm, sold each. OE in Utilimasters



**44-132**  
6.5" Coaxial Weatherproof Speaker, OE in Morgan Olson



**50-104** - Below Dash or Overhead Mount Stereo Box. Designed with cut-outs for all 1.0 DIN stereos.



**NEW**  
**50-103**  
Double DIN to Single DIN Adaptor Cover Plate.



**36-100 NEW**  
Power Outlet w/ 2 USB ports and 1 car cigarette lighter socket.

## TOGGLE SWITCHES

Visit us online for more  
detailed illustrations!


- Plastic housing with plated steel cap
- Stem and mounting hardware are nickel plated brass
- Nickel plated brass handles, standard or long type
- Mounting stem 15/32" -32 thread 15/32" long with keyway
- Fits panels up thru 1/4" thick, except where noted
- Silver contacts for dependable electrical operation



CH-5582

CH-55014  
CH-55014-05

CH-5520



49-302



CH-5582-10



CH-55055-01



CH-55020




CH-5584

CH-55015  
53-643

CH-55021-04



CH-55021-07

CH-55019  
CH-55065-03

CH-55057



CH-55081

Screw Terminals	Blade Terminals	Wire Leads 16 ga., 8" long	Up Position	Center Position	Down Position*	Number of Terminals**	Handle	Features
<b>SINGLE POLE - SINGLE THROW</b>								
CH-5582	CH-55014		On		Off	2	Std.	
CH-5520	CH-55014-05		On		Off	2	Std.	1
	49-302 (no O-ring)	CH-5582-10+	On		Off	2	Std.	1-2
CH-55055-01+	CH-55055+		On		Off	2	Long	
<b>SINGLE POLE - SINGLE THROW — MOMENTARY</b>								
CH-55020	CH-55037		Off	Mom. On		2	Std.	3
<b>SINGLE POLE - DOUBLE THROW</b>								
CH-5584	CH-55015		On		On	3	Std.	
	53-643		On	Off	On	3	Std.	
<b>SINGLE POLE - DOUBLE THROW — MOMENTARY</b>								
CH-55088			On	Off	Mom. On	3	Std.	2
	CH-55033-01		Mom. On	Off	Mom. On	3	Std.	
CH-55021-08			Mom. On	Off	Mom. On	3	Long	
		CH-55021-07+	Mom. On	Off	Mom. On	3	Std.	1-2
CH-55021-04			Mom. On	Off	Mom. On	3	Std.	1
<b>DOUBLE POLE - DOUBLE THROW</b>								
CH-5590	CH-55018		On		On	6	Std.	
	CH-55018-01		On		On	4	Std.	3
CH-5592	CH-55019		On	Off	On	6	Std.	
	CH-55057		On	Off	On	6	Long	
<b>DOUBLE POLE - DOUBLE THROW — MOMENTARY</b>								
CH-55081			Mom. On	Off	On	6	Std.	
CH-55054	CH-55065-03		Mom. On	Off	Mom. On	6	Std.	
CH-55054-04	CH-55065-02		Mom. On	Off	Mom. On	6	Long	
	CH-55046		Mom. On	Off	Mom. On	4	Std.	3
	CH-55046-04		Mom. On	Off	Mom. On	4	Long	3

## ACCESSORIES



CH-81255

Allows for toggle handle to protrude. Accommodates all handle lengths.



CH-81264


Covers entire toggle handle. Fits standard handles up to 11/16" long.

## KEY CHART

- \* Keyway in stem located at this point.
- \*\* See terminal specifications.
- + Mounting stem 11/32" long. Fits panels thru 3/16" thick.

## FEATURES:


- 1.) "O" ring seal in stem.
- 2.) Plasticized.
- 3.) Switch has motor (polarity) reversing circuitry.

**SWITCHES** that fit **GM & WORKHORSE P-CHASSIS****HEADLIGHT & DIMMER SWITCHES****IGNITION SWITCHES & CYLINDERS**

Loc	Part No.	Description
A .....	<b>36-915</b> .....	Headlight Dimmer, '75-'90, Floor Mounted
A1 .....	<b>43-613</b> .....	Pigtail for 36-915
B .....	<b>36-917</b> .....	Headlight Dimmer, '91-'05, Column Mtd.
B1 .....	<b>43-612</b> .....	Pigtail for 36-917, universal, does not lock in
B2 .....	<b>43-552</b> .....	Pigtail for 36-917. Locks in place, 4 wire, 1 not used
C .....	<b>36-919</b> .....	Headlight Switch, '71-'96, Push-Pull Style
C3 .....	<b>43-524</b> .....	Pigtail for 36-919
C2 .....	<b>36-920</b> .....	Headlight Switch, Fits '75-'96 Chevrolet
C3 .....	<b>43-524</b> .....	Pigtail for 36-920
D .....	<b>36-918</b> .....	Instrument Panel Dimmer, '92-on, Rotary Dial
E .....	<b>36-921</b> .....	Headlight Switch, '91-on, Rocker Style
E1 .....	<b>43-526</b> .....	Pigtail for 36-921
F .....	<b>36-927</b> .....	Switch Plate for 36-918 & 36-921

Loc	Part No.	Description
G .....	<b>36-937</b> .....	Ignition Switch Lock Cylinder and Keys, '75-on, Dash Mounted
H .....	<b>36-890</b> .....	Recessed Key Bezel, Dash Mounted
J .....	<b>36-930</b> .....	Ignition Switch, '75-on, Dash Mounted, Tilt and No Tilt
J1 .....	<b>43-531</b> .....	Pigtail for 36-930
K .....	<b>36-940</b> .....	Ignition Switch Lock Cylinder and Keys, black finish, '91-'05, Column Mounted
L .....	<b>36-939</b> .....	Ignition Switch Lock Cylinder and Keys, chrome plated '91-'05, Column Mounted
M .....	<b>36-933</b> .....	Ignition Switch, '88-'90 w/o tilt, Column Mounted
M2 .....	<b>43-618</b> .....	2 Piece Repair Harness Kit with 8 leads that fits 36-933 & 36-935
N .....	<b>36-935</b> .....	Ignition Switch, '91-'05 with tilt, Column Mounted

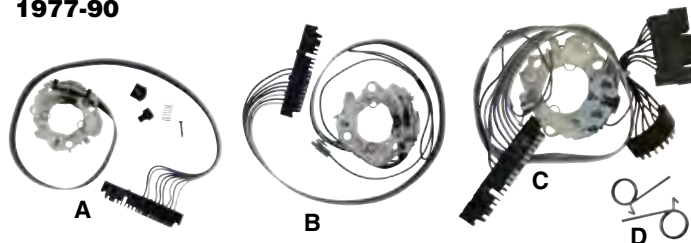



**SWITCHES** that fit **GM & WORKHORSE P-CHASSIS****BACK UP LIGHT SWITCHES**

Loc	Part No.	Description
A .....	<b>36-911</b> .....	Back Up Light Switch, '81-'96, Manual Trans. 9/16-18 UNF thread
A1 ....	<b>AV-19882</b> ....	Pigtail for 36-911
B .....	<b>36-913</b> .....	Back Up Light Switch, '75-'80 Manual Trans. '79-'80 Automatic Trans; 9/16-18 UNF thread
B1 ....	<b>AV-19660</b> ....	Pigtail for 36-913
C1 ....	<b>36-948</b> .....	Stop Light Switch
C2 ....	<b>36-944</b> .....	Stop Light Switch, '93-on
C3 ....	<b>10-898</b> .....	Switch Retainer, for 36-932, 36-944, 6 pcs

**NEUTRAL SAFETY SWITCHES**

Loc	Part No.	Description
F .....	<b>36-923</b> ....	Neutral Safety Switch, '77-'91, Column Mounted, Automatic trans.
G .....	<b>36-925</b> ....	Neutral Safety Switch, '92-'96, Column Mounted, Automatic trans.
H .....	<b>SC-86</b> ....	Speed Sensor, 6.5 Diesel
J .....	<b>36-926</b> ....	Neutral Safety Switch, '97-on, Mounted on Automatic trans. Repl:15705308
J1 .....	<b>43-615</b> ....	Repair Harness for 36-926. Has 7 - 8" leads Replaces 15305887 & PT1031
J2 .....	<b>43-617</b> ....	Repair Harness for 36-926. Has 4 - 8" leads Replaces 15305925 & PT1184

**TURN SIGNAL, WIPER SWITCHES  
& CANCEL CAMS (HORN CONTACT)****1977-90****1991-ON****1977-90 GM P-Chassis Turn Signal Switches**

- A .....**36-941** .....Turn Signal Switch 1977-80 w/o tilt  
 B .....**36-943** .....Turn Signal Switch 1982-85  
 C .....**36-945** .....Turn Signal Switch 1986-90  
 D .....**36-901**.....Turn Signal Return Spring, one pair of L & R

**1991-ON GM P-Chassis Turn/Wiper Switches**

- G.....**49-314** .....Turn Signal Stalk, Used with 49-309  
 H.....**49-309** .....Wiper Switch Assy, 2-Speed, No Delay, No  
 Cruise, 1991-05 GM/Workhorse, Mounts on column  
 I.....**49-317** .....Turn Signal Stalk, has external wire to connec  
 to cruise module  
 K .....**36-952** .....Turn Signal Switch, '91-'05  
 M.....**36-901**.....Turn Signal Return Spring, one pair of L & R

**Cancel Cams (Horn Contact)**

- P .....**36-903** .....Turn Signal Cancel Cam Tilt Wheel, White  
 Q .....**36-906** .....Turn Signal Cancel Cam, Without Tilt Wheel  
 S .....**87-040**.....Horn, 12 volt, High note  
 S .....**87-043**.....Horn, 12 volt, Low note

## SWITCHES that fit FORD CHASSIS

### BACK-UP SWITCHES



Loc	Part No.	Description
A .....	<b>36-968</b> ..	Back Up Switch, 2-Pin Connection
A2 .....	<b>43-528</b> ..	Pigtail for 36-968

### BRAKE LIGHT SWITCHES



Loc	Part No.	Description
C .....	<b>36-964</b> .....	Brake Light Switch Terminals on back of switch
D .....	<b>36-965</b> .....	Brake Light Switch, Terminals on side of switch

### IGNITION COIL



Loc	Part No.	Description
F .....	<b>87-400</b> ..	Spark Plug Ignition Coil, Fits 5.4L Ford, '97-'05
F1 .....	<b>43-624</b> ..	Repair Harness for 87-400

## For other Switches that fit Ford

Headlight & Dimmer Switches

Turn Signal Switches


Neutral Safety Switches

Momentary Switches

Ignition Switches


**Visit us Online: [MillSupply.com](http://MillSupply.com)**

## SWITCHES that fit INTERNATIONAL / NAVISTAR



Loc	Part No.	Description
A .....	<b>36-942</b> .....	Turn Signal and Dimmer Switch (replaces Navistar #1616317C91)
B .....	<b>36-953</b> .....	Turn Signal & Dimmer Switch w/4 male spade plug connector, Popular on Fedex Ground trucks
C .....	<b>36-938</b> .....	Self-Canceling Turn Signal Switch w/Harness (replaces Navistar #2034257C91 & 1697207C91)
D .....	<b>36-920</b> .....	Headlight Switch (replaces International #3934421C1)
D1 ...	<b>43-524</b> .....	Pigtail for 36-920
F .....	<b>36-947</b> .....	Turn Signal Switch
F1 ...	<b>36-946</b> .....	Harness for Turn Signal Switch 36-947
G .....	<b>36-977</b> .....	Self-Canceling Turn Signal and Dimmer Switch with wire harness
H .....	<b>36-976</b> .....	Self-Canceling Turn Signal with: Intermittent Wiper Switch (5 speed intermittent w/low/high), Dimmer Switch, & wire harness with 4 plugs

## SWITCHES that fit FREIGHTLINER & OSHKOSH



Loc...Part No. ....Description

- A .....**36-948**..... Stop Light Switch, replaces Freightliner  
 B .....**36-934**..... Ignition Switch with cylinder and 2 keys, replaces Freightliner, see 36-995 for all switched to be keyed alike  
 B .....**36-995**..... Ignition Switch w/2 keys, same as 36-934 but only 1 key number for multiple trucks to be keyed the same  
 C .....**36-949**..... Turn Signal Switch, Exact replacement for Nartron switch w/correct plug. Replaces Oshkosh Chassis switch  
 D .....**36-979**..... Turn Signal Switch with dimmer, fits Freightliner 1996-97  
 E .....**36-974**..... Integral Turn Signal Switch, replaces Freightliner MT  
 F .....**36-975**..... Integral Turn Signal Switch, replaces Freightliner  
 G .....**36-920**..... Headlight Switch, '75-'96, replaces Freightliner  
 G1.....**43-524**..... Pigtail for 36-920  
 H .....**36-922**..... Headlight Switch replaces Freightliner  
 J .....**36-44530**..... Turn Signal Flasher, fits in round socket, 60 to 120 fpm  
 K .....**36-43378**..... Rocker Switch for Master Lighting  
 L .....**36-54201**..... Panel Lights Dimmer Switch  
 M .....**36-6950**..... Bendix hydraulic brake switch

## SWITCHES that fit UTILIMASTER & MORGAN OLSON

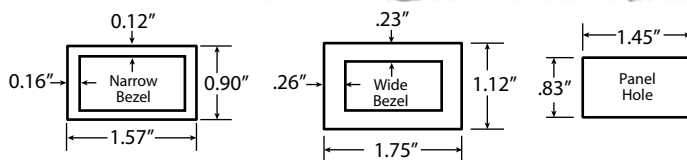


Loc Part No. Description

- J .....**36-905**..... Fan Switch, w/o Actuator. Popular on Grumman/Morgan Olson and Utilimaster  
 J .....**36-907**..... Cab Dome Lamp Switch, 3-Way, w/o Actuator  
 J .....**36-907**..... Lift Gate Switch, 3-Way, w/o Actuator  
 K .....**36-900**..... Dome Lamp Switch, Standard, w/o Actuator Popular on Grumman/Morgan Olson and Utilimaster  
 L .....**36-908**..... Switch Actuator (No imprint)  
 M .....**36-909**..... Switch Actuator Imprint 'LIFT GATE'  
 N .....**36-910**..... Switch Box  
 O .....**36-902**..... Cargo Dome Switch with Actuator

## SNAP-IN ROCKER SWITCHES

- Plastic housing & actuator
- Nickel plated bezel
- Plated steel bracket
- Fits .040"-.100" thick
- Silver contacts



### SINGLE POLE - SINGLE THROW

Narrow Bezel	Up	Down	Terminals	Actuator Color	Light Color
CH-57000-01	On	Off	2 blade	White	None
CH-57000-04	On	Off	2 blade	Black	None
has Black Bezel					
CH57000-10	On	Off	2 blade	Black	None
has Black Bezel, imprinted ON - OFF					
CH-57300-01	On	Off	3 blade	White	Red
Wide Bezel					
CH-57000-02	On	Off	2 blade	White	None
CH-57300-02	On	Off	3 blade	White	Red

### SINGLE POLE - DOUBLE THROW

Wide Bezel	Up	Center	Down	Terminals	Actuator Color
99-948	On	Off	On	3 blade	White



## PIGTAILS & REPAIR HARNESSES



**G-377-X**  
194 Bulb Pigtail



**43-528**  
2-Plug Pigtail.  
Fits 36-968  
Pg. 206



**43-535** Fuel Injector  
Connector for TBI  
Systems, Fits GM  
1978-on



**AV-19882** Back-up  
light switch Pigtail. Fits  
36-911 & GM. Pg. 205



**43-624** 2 Plug  
Replacement Harness  
w/6" wire leads. Used  
with Ignition coil 87-400.



**43-629** Pigtail Harness /  
ATC Fuse Holder. Used on  
heater motor 51-143 on SCS/  
Frigette heater. Pg. 146



**AV-19660** Pigtail that fits  
GM back up light and our  
36-913, also washer pump  
numbers 49-904, 49-907 &  
49-910. Pg. 168



**43-613** Dimmer  
Switch Pigtail used  
on 36-915. Pg. 204



**43-612** Accessory Relay  
Pigtail. Fits Ford and  
36-917. Pg. 204



**43-540** Headlight Dimmer  
Switch Pigtail. Fits Ford  
and 36-966 (not pictured,  
see web).



**43-517** Resistor  
Assembly Pigtail  
Fits 51-520, 51-523 &  
51-525. Pg. 157



**43-519** Flasher and  
High Low Beam Pigtail



**43-522** Fan Switch  
Pigtail. Fits Switches  
53-627, 53-637. Pg. 151



**43-556** Headlight  
Plug and Harness  
Assy. Fits 9004 &  
9007 bulbs.



**43-525** Resistor  
Assembly Pigtail,  
replaces International



**43-614** Fuel Pump Relay  
Assembly Harness Connector  
Fits Ford Relay E3FZ-9345-B  
Gas Engine, 83 - on, not  
supplied by OEM



**43-617** Repair Harness for  
36-926 (pg. 205) Neutral  
Safety Switch. Has 4 - 8"  
leads. Replaces 15305925  
& PT1184.



**43-552** Repair Harness for  
36-917 (pg. 204) Headlight  
Dimmer Switch. Has 4 leads.



**43-545** Plug for 5  
prong switches 53-  
647, 53-639,  
53-649. Pg. 155



**43-610** A/C Blower Motor  
Resistor Assembly Harness  
Connector. Fits 51-527  
Pg. 157



**43-511** Ignition Switch  
Pigtail

## PIGTAILS &amp; REPAIR HARNESSES



**43-515** Heater Blower Switch Pigtail, Replaces Ford, Mack, IH, & Kenworth Trucks



**43-521** Universal Rocker and Toggle Switch Pigtail



**43-523** Headlight Switch Pigtail. Fits International




**43-524** Headlight Switch Pigtail, replaces GM. Fits 36-919 & 36-920. Pg. 204




**43-531** Ignition Switch Pigtail. Replaces GM# D1406A/12356033. Fits 36-930. Pg. 204



**43-538** Pigtail for Headlight Switch. Replaces '87-91 Ford Trucks E7TZ-11654-C Also fits 36-950, 36-951, 36-962 (not pictured, see web).



**43-526** Headlight Switch Pigtail. Used on 36-921. Pg. 204



**36-946** Harness for turn signal switch 36-947. Pg. 206



**43-539** Pigtail for Electronic Voltage Regulator.




**43-621** Repair Harness Fits 36-928 (not pictured, see web), 12 leads 8" long each. Not supplied by OE.



**43-615** Repair Harness for 36-926 (pg. 205) Neutral Safety Switch. Has 7 - 8" leads. Replaces 15305887 & PT1031



**36-100** **NEW** Power Outlet w/ 2 USB ports and 1 car cigarette lighter socket.



**43-541** Pigtail for Ignition Switch.



**43-618** 2-Piece Repair Harness Kit w/8 leads that fits 36-933 & 36-935. (pg. 204) Used on GM switch numbers 1990105, 1990109, 1990110, 1990115, 1990116, 7909811

**FUSE KITS****43-802 - Mini Fuse Kit**

180 Piece

Contains:

20 each of 3, 4, 5, 7.5,  
10, 15, 20, 25 and 30  
Amp Fuses**43-832 - Maxi Fuse Kit**

24 Piece

Contains:

6 each of 30, 40, 50 and  
60 Amp Fuses**43-852 - ATO Fuse Kit**

100 Piece

Contains: 10 ATO 3, 5,  
7.5, 10, 25 & 25 amp and  
20 ATO 20 amp.**CYCLING CIRCUIT BREAKERS**

Part No.	Amp
43-053	10
43-054	15
43-055	20
43-056	25

Part No.....Amp
43-057 .....30
43-058 .....35
43-059 .....40
43-060 .....50

Stud Type Metal with  
Parallel Bracket**FUSE TAP-IN****43-029**Fuse Tap-In allows installation of an extra  
line directly off the existing AGC® fuse.**43-028** - ATC/ATO Fuse, .250 Tap-in.**BATTERY CABLE**25 foot of 2 Gauge  
Copper stranded  
battery Cable. Smooth  
polyvinyl insulation  
resistant to cracking,  
abrasion, weather, oil  
and acids, built to S.A.E.  
Specification J-1127.  
221°F.**47-230**  
RED  
25' Coil**47-235**  
BLACK  
25' Coil**COPPER BATTERY TERMINAL LUGS  
CRIMP STYLE**

Part#	Fits Wire Size	Terminal Size	Pkg
AV-12770	1/0	3/8"	5
43-771	2 Ga.	5/16"	5
43-772	2 Ga.	3/8"	5
43-773	2 Ga.	1/2"	5

**43-778** - 2 Gauge Battery Terminal, Negative**43-785** - 2 Gauge Battery Terminal, Positive**HIGH AMP CIRCUIT BREAKERS**High amp circuit breakers used in primary feeder circuits in  
dump hoist, lift gate, salt spreader. Single pole rated up to  
30 Volts/DC in 50 Amp to 300 Amp. Panel or surface mount.  
Operating temperature 0° to 180°F.**Automatic Reset****Standard Size  
2-7/8" x 1-7/8"**

<b>43-862</b>	60 Amp
<b>43-864</b>	100 Amp
<b>43-865</b>	120 Amp
<b>43-866</b>	150 Amp

**Large Frame  
3-5/16" x 1-7/8"**

<b>43-890</b>	150 Amp
<b>43-891</b>	200 Amp
<b>43-893</b>	300 Amp

**Push to Trip Manual Reset****Standard Size  
2-7/8" x 1-7/8"**

<b>43-892</b>	50 Amp
<b>43-876</b>	60 Amp
<b>43-877</b>	90 Amp
<b>43-878</b>	100 Amp
<b>43-879</b>	120 Amp
<b>43-880</b>	150 Amp
<b>43-884</b>	200 Amp

**Large Frame  
3-5/16" x 1-7/8"**

<b>43-894</b>	150 Amp
<b>43-895</b>	200 Amp
<b>43-896</b>	250 Amp

**Manual Reset Circuit Breakers**Uses a unique reset mechanism  
which provides a positive visible  
indication of a tripped condition.

<b>43-869</b>	60 Amp
<b>43-870</b>	90 Amp
<b>43-871</b>	100 Amp
<b>43-872</b>	120 Amp
<b>43-873</b>	150 Amp



**TRAILER ACCESSORIES****4 & 7 WAY ROUND PIN PLUGS & SOCKETS**

48-061



593022



593084

- nickel-plated zinc die cast housing
- ATA color-coded wire terminals
- Internal clamp holds cable
- Spring guard on cable

- Durable zinc die cast housing
- ABS plastic interior, color coded
- Brass pins
- Slanted door front for plug support
- Tongue and groove door design protects socket interior from dirt and moisture
- Mounting holes are 2-15/16" centers

**48-060** 4 Pole Plug, w/steel plated cable protector

**48-061** 4 Pole Socket with split pins

**593022** 7 Pole Plug with spring guard

**593084** 7 Pole Socket with split pins

**7-WAY FLAT PIN PLUG & SOCKET**

Plastic inserts keep out dirt & moisture. Built-in safety latch prevents damage from accidental drive away.



**TCMPF-7** - 7 Flat-Pin  
Truck-End Connector,  
Plastic



**TCFPF-7** - 7 Flat-Pin  
Trailer-End Connector,  
Plastic

**SPLIT FLEXIBLE WIRE LOOM**

Black flexible nylon wire loom, split for easy installation. 50 ft. lengths.

<b>AV-14201</b>	I.D. 1/4" - O.D. 3/8"
<b>AV-14202</b>	I.D. 3/8" - O.D. 9/16"
<b>AV-14203</b>	I.D. 1/2" - O.D. 11/16"
<b>AV-14204</b>	I.D. 3/4" - O.D. 15/16"

**ELECTRICAL CONNECTION COMPOUND**

Corrosive preventative compound for electrical contacts




**97940** - 8 oz. can

**97944** - 2 oz. tube

**TRAILER CABLE**

Trailer cable is made with a polyvinyl chloride overall jacket. The single conductors are stranded copper, and color coded. Choose 7 conductor cable for ABS applications.



**47-214** - 2 Conductor Cable, 14 Ga. Green-Yellow, 100' Spool

**47-216** - 2 Conductor Cable, 16 Ga. White-Black, 100' Spool

**47-218** - 4 Conductor Cable, 14 Ga., 100' Spool

**47-220** - 7 Conductor Cable, 3 - 12 Ga. 4 - 14 Ga., 100' Spool

**UNIVERSAL TRAILER CONNECTORS**

- Polarized to assure proper mating of circuits
- Moulded weatherproof bodies
- Color coded 16 ga. wire, 6" long
- Conductors properly aligned and bonded in insulation



CH-11172



CH-11134



CH-11135

**CH-11172** - 2 pole, weatherproof connector & wire lead assy

**CH-11134** - 4 pole, weatherproof connector & wire lead assy


**CH-11135** - 5 pole, weatherproof connector & wire lead assy

**321 PIECE WEATHER PACK KIT**

**43-590** - Use Weather Pack to seal against moisture, dust and dirt. They can withstand exposure to extreme temperatures, harsh engine fluids, and chemicals making them ideal for exposed automotive applications. Our kit contains single, double, triple and quadruple connectors and includes a Terminal Extractor tool. Visit [MillSupply.com](http://MillSupply.com) for replacement connectors & tools and more information on this kit.



**WHEEL CHOCKS**

Made of Tough Reinforced Rubber - Resistant to Sun, Salt, Oil and acid - Practically Indestructible




**76-530**  
**Rubber Wheel Chock**  
Height 5", Serrated Base  
Road Contact: 5" x 6"  
Weight: 2.35 lbs.

**76-550**  
**Rubber Wheel Chock**  
Height 5", Serrated Base  
Road Contact: 8" x 6"  
Weight: 4.4 lbs.



**76-590**  
**Heavy-Duty Rubber Wheel Chock with Anchor for Chain & Hand Hold**  
Height: 8-1/4"  
Road Contact: 7" x 10-1/4"  
Weight: 11.15 lbs.

**76-595**  
**Heavy-Duty Rubber Wheel Chock with Handle**  
Height: 5"  
Road Contact: 10" x 8"  
Weight: 8.00 lbs.



**76-770**  
**Aluminum Wheel Chock**  
28,000 lb. capacity  
Height: 5-1/4"  
Road Contact: 6" x 7"  
Weight: 1.50 lbs.

**76-585**  
**Yellow Composite Wheel Chock with Rope**  
Safety yellow recycled composite, connected together with 32" rope  
Height: 4"  
Road Contact: 9-1/2" x 6"  
Weight: 10.50 lbs.

**BACK-UP ALARMS****97 DECIBEL BACK ALARM**

4" W x 1-5/8" D x 2-5/8" H

**87-005** 97 decibel back alarm gives a clear warning. Can be mounted on any flat vertical or horizontal surface. Install with back-up light negative ground or with separate switch. 1 Year Warranty.

**4" ROUND BACK ALARM**

Remove One Back-Up Lamp and Replace it with this 97 Decibel Back Alarm

**87-026** - Solid state 4" round back alarm is resistant to elements and fits into a 4" grommet. DOT law only requires one back-up lamp. Rated at 97 decibels. Easy to wire.



Grommet Not Included  
Use Grommet from Back-Up Lamp or order Separately

**94993** - Pigtail  
**40700** - Grommet

**SELF-ADJUSTING BACK ALARM WITH AUTOMATIC VOLUME CONTROL**

5" W x 3-3/4" D x 3" H

**BA-1040**  
Self-Adjusting Back Alarm.  
Adjusts from 87 to 112 decibels depending on the outside noise levels. Can be heard all the time but is never too loud. Automatically adjusts to 10 decibels above the surrounding noise. Runs on 12 or 24 volt.




## SAFETY GRAB RAILS &amp; STORAGE HOLDER

**18-930**


**18-930** Custom Right Hand Grab Rail. Comes in safety yellow and is adjustable from 28" to 32" H. Base width: 17-1/2". Overall Width: 32". Feet are adjustable to 15 degrees.

**NEW**

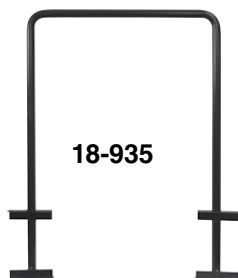
**18-931** Right Hand Grab Rail. Comes in safety yellow. 1-1/4" diameter rail. The floor mount is on a 15-20-degree angle, matching the floor angle underneath the dash/glove department of most vans/trucks. The other mount attaches to the A-post.

**18-931**

**18-933-L & R** - Stepwell Grab Rails. Fits most Stepvans. The handrail has two floor mounts and one stepwell mount. Distance between the stepwell mount and the corresponding floor mount is 11". Comes in safety yellow.

**NEW****18-933-LH****NEW****18-933-RH****NEW**

**18-935** Wheel Well Mat Storage Holder. Mounts to the floor and wheel well of your van/truck. 10"H between the floor mounts and wheel well mounts. Used to store mats and various other items between the mounted storage holder and the wall of your van/truck.

**18-935**

## SAFETY GRAB HANDLES

**NEW**

**18-919** - Yellow 12" Safety Grab Handle, Upper D-Pillar. 1" dia bar extends 4" from the mounts

**NEW**

**18-916** - Yellow 16" Safety Grab Bar. 1" dia bar extends 4-1/4" to 4-1/2" from the mounts.

**NEW**

**18-917** - Aluminum 39" Safety Grab Handle. 1" dia bar extends 3" from the mounts.

**NEW**

**18-918** - Yellow 39" Aluminum Safety Grab Handle. 1" dia bar extends 3" from the mounts.

**NEW**

**18-936** - Yellow 36" Safety Grab Handle. 39" mount hole spacing. 1" dia bar extends 3-1/2" from the mounts.

**NEW**

**18-932** - Yellow 32" Safety Grab Handle. 32-3/4" mount hole spacing. 1" dia bar extends 4-1/2" from the mounts.



VISIT US ONLINE FOR  
DETAILED ILLUSTRATIONS!

## SAFETY LOCK BAR PIVOT BRACKETS



Most commonly used on linen trucks, the Lock-Bar Pivot Brackets are attached to cylindrical bars to help hold hanging clothes or other items in place during transit.

**NEW**

**18-000** - Small 3" Lock-Bar Pivot Bracket


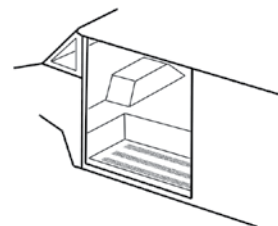
**NEW**

**18-001** - Large 4" Lock-Bar Pivot Bracket




**CARGO CONTROL****400lb Work  
Load Limit****84-105 - 20' Pull Strap,**  
1" Wide with 'S' Hooks, with 4 ft. fixed end**8L-4242 - 15' Ratchet Strap,** 1" Wide with 'S' Hooks  
with 1 ft. fixed end**5697-C Cake Rack Fastener** - Eliminate sliding cake  
racks permanently! Spring actuated for easy operation.  
Racks slide in automatically but need to be released for  
removal. Dim: 3/4"W x 8-7/8"L**5597-Z Mini Steel Latch Bolt.** Used  
on drawers and small cabinets. Spring  
loaded, easily actuated. 4-3/4" long**84-601 - Recessed Rope Ring**  
• 285 lb. Safe working load  
• Zinc plated  
• Requires 3" diameter mounting hole in  
3/8" or thicker material (not for lifting).**B-32F - Surface Mount Rope Ring**  
• 2000 lb. Working load limit  
• Zinc plated  
• 3/8" forged rope ring  
• Do not use for lifting**B-20 - Surface Mount Rope Ring**  
• 800 lb. Working load limit  
• Zinc plated  
• 1/4" dia. Steel ring and formed steel clamp  
• Do not use for lifting**41-038 - Lashing Ring with Bracket**  
• 4080 lb. Working load limit  
• 11,700 lb. Breaking Strength  
• 1/2" dia. ring with 2-3/8" inside  
dimension  
• Bracket: 1-3/4"W x 3/16" thick.  
• 2" Mount centers, Uses 3/8"  
carriage bolts**41-040 - Lashing Ring with Bracket**  
• 6000 lb. Working load limit  
• 18,000 lbs. Breaking strength  
• 5/8" dia. ring with 3" inside dimension  
• Bracket: 2-1/2" W x 3/8" thick.**41-046 - Lashing Ring with Bracket**  
• 9120 lb. Working load limit  
• 26,500 lbs. Breaking strength  
• 3/4" dia. ring with 3" inside  
dimension  
• Bracket: 2-1/2" wide x 3/8" thick.**SWIPELOCK - FUEL CARD LOCK BOX***No more tracking down  
and replacing lost cards  
or managing employee  
spending habits.***84-850** The SwipeLock  
lockbox keeps your fuel card  
secured to each vehicle  
directly above the fuel tank.  
The **10-ft retractable cable**  
ensures the card reaches the  
pump and only the pump.**The perfect fuel  
card security  
solution for  
fleet owners  
with multiple  
trucks!****ANTI-SLIP, HIGH TRACTION SAFETY TAPE****Order by Case  
or 60' Roll**

Part No.	Size	In Case
<b>31-001</b>	1" x 60'	12
<b>31-002</b>	2" x 60'	6
<b>31-003</b>	3" x 60'	4
<b>31-004</b>	4" x 60'	3
<b>31-006</b>	6" x 60'	2
<b>31-012</b>	12" x 60'	1

**DOCUMENT HOLDERS****84-900** Document Pouch with 4  
metal grommets for mounting. Keep  
important papers well protected and in  
plain view for quick reference and vehicle  
inspections. Pouch Size: 11" x 6" with full  
lid, Black in Color.**84-950** Aluminum document  
holder. Inside dim: 9" W x 5" H x 1"  
D. Flanges measure approx. 5/8".**CUP HOLDERS****18-603** Collapsible,  
adjustable drink holder.  
Dim: 4" H x 4-3/16" W x 7/8"  
D closed.**18-610** Surface Mount  
Drink Holder. Popular on  
dash or Engine Cover.**NEW**  
**18-612** Organizer Caddy.  
Holds documents, cups  
and more. Mounts to  
engine cover.

## E-TRACK CARGO STRAPS



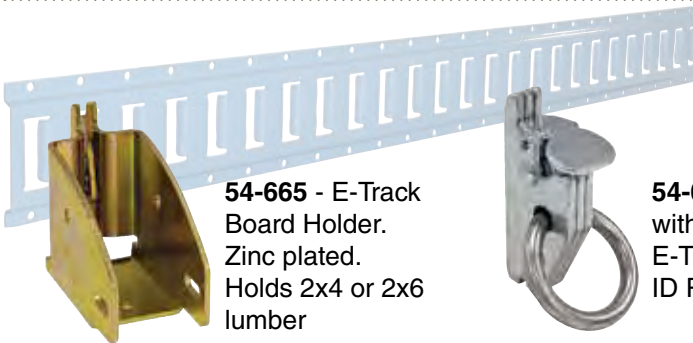
**Cam Buckle E-Strap Assembly.** Uses weather resistant, 4500 lb. rated, yellow strapping. 48" fixed end length. **Working load limit of 833. lbs.**

**84-512** ..12 foot  
**84-516** ...16 foot  
**84-520** ..20 foot



**12' Ratchet Buckle E-Strap Assembly.** Can be order with 3-piece end fitting or a spring loaded end fitting. 48" fixed end length. Assembled using heavy-duty 12,000 lb. weather resistant yellow polyester webbing.  
**Working load limit: 1000 lbs.**

**84-312** - 12 foot with 3-piece end fitting  
**84-212** - 12 foot with spring loaded end fitting



**54-665** - E-Track Board Holder. Zinc plated. Holds 2x4 or 2x6 lumber




**54-667** - Rope Ring with spring loaded E-Track fitting. 1-5/16" ID Ring, Zinc plated.



**84-550** - 2" x 6" Rope Ring with Strap w/ E-Track Fitting, 3000 lb capacity, 1000 working load limit.

## HORIZONTAL SERIES E-TRACK

- Powder coated
- 5 or 10 foot long
- 12-gauge steel
- 50,000 lbs. min. yield
- Can be attached by screws, rivets or welded




5 foot can ship UPS  
 10 foot ships Freight

**84-250** - E-Track, 5 ft. length

**84-500** - E-Track, 10 ft. length

## SERIES E ALUMINUM SHORING BEAM

Series E Aluminum Decking/Shoring Beam Assembly with spring loaded end latch assembly. 2200 lb. Working Load Limit



**84-584** ..... 84.5"-95.4" E Aluminum Shoring Beam Assy  
**84-593** ..... 93"-102" E Aluminum Shoring Beam Assy

## Replacement Parts

**43627-10** End Assembly with spring loaded end fitting. Can be used with old or new aluminum beams. We recommend ordering the rivet pin 41338-10 when ordering this end assembly.

**41338-10** - Rivet Pin for End Assembly

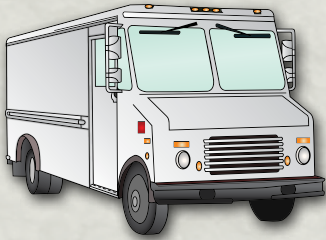


# INDEX

Accelerator Cables & Pedals .....	12,46,57,70	Fuel Tank Doors .....	81,85	Safety Railing .....	213
Adhesives/Sealants .....	89	Fuse Kits.....	210	Safety Tape .....	214
Air Filters, Freightliner.....	56	Gas Hood Shocks.....	83,85-87	Seat Belts .....	131,134
Anti-Slip Tape .....	214	Gaskets, Engine Cover .....	88	Seat Pedestals.....	132
Audio Systems.....	202	Grab Handles .....	107,213	Seats, Driver & Passenger .....	131-135
Auxiliary Heaters .....	136	Grilles, Lamp & Hood Hardware .....	80-88	Security Lock & Hasp .....	102
Back Up Alarms.....	212	Grumman Olson, Body Hardware .....	80-83	Shift Cable, Automatic Trans.....	12
Back Up Cameras.....	200-202	Handles & Latches, Side & Rear Door .....	97-109	Shifter Boots .....	70,85,88
Battery Cable.....	13	Headlights & Bezels .....	80-87,178-179	Shifter, Freightliner.....	57
Battery Trays & Accessories.....	13,70	Heater Parts, All .....	136-157	Shocks,GM .....	21-35
Brake & Wheel Hdw, GM/Workhorse.....	22-36	Hinges, Hood.....	80-87	Shocks, Freightliner .....	61-67
Brake & Wheel Hdw, Ford.....	50-53	Hinges, Rear Door.....	103	Shock, John-Deere & Oshkosh .....	59
Brake & Wheel Hdw, Freightliner.....	61-70	Hood Hardware, Grilles & Lamps .....	80-87	Shutter Rollup Doors .....	119
Brake & Wheel Hdw, International.....	78	Hood Holddowns .....	84-88	Sliding Windows .....	92-93
Brake & Wheel Hdw, John-Deere & Oshkosh .....	60	Horns & Contacts .....	46,57,70	Steering Column Switches & Components, GM .....	14-15
Brake Line Kit .....	31,70	Hydroboost & Master Cylinder.....	18-19	Steering Gear Boxes .....	16,58
Bulk Head Door Hardware.....	100,108-109	Hydromax & Master Cylinder.....	17,69	Steering Linkage, GM.....	20-21,25
Bumpers, Front & Rear.....	2-5	Ignition Coil, Ford.....	45,206	Steering Linkage, Ford .....	49
Bumpers, Hood & Engine Cover.....	83,85,88	Insulation, Engine Cover.....	83,85	Steering Linkage, Freightliner.....	61-63
Cargo Control .....	214-215	Key Rings & Tags.....	15,102	Steering Linkage, John-Deere & Oshkosh .....	59
Circuit Breakers .....	210	King Pins, Kaiser .....	24,59,61,63,66	Steering Pumps & Reservoirs .....	16,58
Clutch & Fan Blade, Freightliner .....	54,57	Lashing/Rope Rings .....	214	Steering Pressure Hoses, GM.....	19
Column Shift Tube Repair.....	46	Latches & Door Hardware .....	98-111	Steering Wheels, Freightliner .....	57
Condenser Fans .....	6	Latches, Flush (Paddle).....	110-111	Sun Visors .....	168
Control Arms, GM/Workhorse .....	20	Latches, Hood .....	81-88	Supreme Body - Body Hardware .....	86
Coolant & Overflow Tanks .....	7,54-57	License Plate Boxes .....	6,195	Surge/Coolant Tanks .....	7,54-57
Cup Holders.....	214	Liftgate Parts .....	196-199	Suspension/Brakes, Front/Rear, GM/Workhorse .....	20-35
Diamond Roll Up Door Parts .....	130	Lighting, All.....	177-195	Suspension/Brakes, Front/Rear, Ford.....	49-52
Dock Bumpers .....	3,5	Manifolds, Exhaust, GM.....	41	Suspension, Front/Rear, Freightliner .....	61-68
Document Holder.....	214	Manifolds, Exhaust, Ford .....	48	Suspension, Front/Rear, Oshkosh,J-D .....	59-60
Door Handles & Hardware.....	97-111	Master Cylinders.....	17-19,69	Swipelock Lockbox .....	39,72,214
Door Holders .....	107	Mirrors & Mounting Hardware.....	169-176	Switches & Pigtails .....	203-211
Electrical Switches, Wire, Connectors.....	203-211	Morgan Olson, Body Hardware .....	80-83	Todco Roll Up Door Parts .....	122-126
Elevator Bolts.....	123,129	Mud Flaps.....	89	Trailer Connectors, Electrical .....	211
Emergency Drive Line Brake Parts.....	30,52,70	Oil Caps & Dipsticks, GM/Workhorse .....	11	Transmission Shift Cable .....	12
Engine Cover Gaskets, Holddowns & Insulation .....	84-88	Oil Fill Caps, Ford.....	46	Transmission & Engine Cooler.....	10,45
Engine Block Heaters .....	74,149	Overflow & Coolant Tanks .....	7,54-57	Transmission Mounts & Parts .....	13,45,70
Engine Oil Cooler Lines, GM .....	9	Paddle Latches.....	110-111	Triangle Reflector Set.....	195
Engine Oil Filler Tube, Ford .....	46	Paint, Touch Up .....	5	Union City Body Co, Body Hardware.....	86-87
Engine/Transmission Oil Cooler.....	10,45	Pedal Pads, Brake/Accelerator .....	12,46,78	Universal Joints .....	32-35,52,66-67
Engine & Transmission Mounts .....	13,45,57,70	Proportioning Valve, GM.....	22,26,31	Utilimaster, Body Hardware .....	84-85
Exhaust Systems, GM/Workhorse.....	41-44	Quarter Turn Fasteners .....	90	Vents & Fans.....	158-159
Exhaust Systems, Ford.....	48	Radiator & Condenser Fans .....	6	Video Camera Systems.....	200-202
Exhaust Systems, Freightliner .....	75-76	Radiators & Caps, GM/Workhorse .....	8-10	Washer Reservoirs .....	168
Exhaust Systems, International .....	77	Radiators, Ford.....	45	Water Pumps.....	57
Fan Blade, Freightliner.....	54,57	Radiators, Freightliner, J-D & Oshkosh.....	54-56	Weatherpack Kit .....	211
Fan Shroud, Freightliner .....	54	Radiator Insulators .....	7	Weatherstrip, Side & Rear Door .....	96
Fans, Ventilator & Circulating.....	158-159	Radiators, International .....	77	Weatherstrip, Universal.....	89
Fans, Condenser & Radiator .....	6	Rear Ends & Components, GM .....	32-35	Wheels.....	36,53,77
Filler Necks, Universal .....	79	Reflective Safety Tape .....	195	Wheel Chocks .....	212
Filler Tubes and Fuel Caps.....	37,47,73-74,79	Reflectors & Reflector Sets .....	195	Wheel Nut Indicators .....	79
Flashers.....	185,193	Rims & Wheel Simulators.....	36,53,77	Wheel Well Mat Storage Holder .....	213
Freeze Plug Heaters .....	149	Rivets, Tools & Accessories.....	90,91	Whiting Roll Up Door Parts.....	127-129
Front End Body Parts .....	80-88	Roll Up Door, All .....	112-130	Window Regulators .....	94
Fuel Line Kit.....	74	Roof & Side Vents.....	158-159	Windows, Side Door & Windshield .....	92-95
Fuel Tanks, Straps, Pumps, Caps, GM.....	37-40	Rub Rail Caps .....	81,87	Windshield Glass, Gasket & Tools.....	95
Fuel Caps & Filler Tubes, Ford .....	47	Rubber Bumpers .....	3-5	Winterfront.....	82,91
Fuel Tanks & Caps, Freightliner.....	71-73	Rubber Fender.....	89	Wiper Parts, All.....	160-168
Fuel Tanks, International .....	77	Safety Lockbar Pivot Brackets .....	213		




# Stepvan Body Identification Guide



**Grumman/Morgan Olson  
Kabmaster/Kurbmaster**



**Grumman/Morgan Olson  
Route Star**



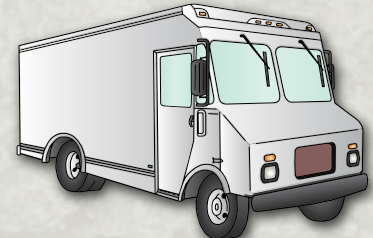
**Grumman/Morgan Olson  
(Fedex Ground)**



**Morgan Olson**




**Morgan Olson**




**Supreme Body**



**Union City Body  
Chevy Step Van  
GMC Value Van**



**Union City Body Classic**



**Union City Body**



**Utilimaster**



**Utilimaster (Fed Ex)**



**Connect with Us!**

[facebook.com/millsupplyinc](https://facebook.com/millsupplyinc)

[instagram.com/millsupplyinc](https://instagram.com/millsupplyinc)

[youtube.com/user/millsupply](https://youtube.com/user/millsupply)

**TIP:** You know what kind of body your van has. Great! But now you need to find out what kind of chassis you have. Some common places to look are the grille & steering wheel. You will most likely have either a Chevy, GMC, Ford, Workhorse, Freightliner, or International.

The second digit of the VIN number identifies chassis type:  
(G=GM, F=FORD, U=FREIGHTLINER, B=WORKHORSE, H=INTERNATIONAL)

Would you like your vehicle to be pictured in one of our catalogs or on our internet or social media sites? Email your images to [feature@millsupply.com](mailto:feature@millsupply.com). Include a short description or story to add more information about your truck. Once images are submitted, it will be considered the property of Mill Supply, Inc. We reserve the right to use them in digital or printed material without further consent.





MILL SUPPLY, INC  
19801 Miles Rd.  
Cleveland, OH 44128

PRST STD  
US POSTAGE  
PAID  
MILL SUPPLY



**QUALITY PARTS, DISCOUNT PRICES!**

**800-888-5072**

**MillSupply.com**